

## Epidemic estimates

2020

### Adult (15 to 49) HIV prevalence

<0.1 [ $<0.1$ – $<0.1$ ]

### Adults and children living with HIV

2700 [2400–3100]

### New HIV infections

<200 [ $<200$ – $<500$ ]

### AIDS-related deaths

<100 [ $<100$ – $<100$ ]

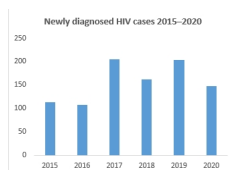
## Epidemic transition

### Percentage change in new HIV infections since 2010

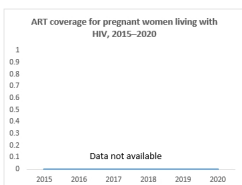
**-52%**

### Percentage change in AIDS-related deaths since 2010

**-53%**



## Elimination of mother-to-child transmission



## Data on key populations

□

### Sex workers

### Gay men and other men who have sex with men

## People who inject drugs

### Estimated size of population

4300

16 500

3100

### HIV prevalence (%)

NA

12

0.9

### Know their HIV status (%)

NA

92.3

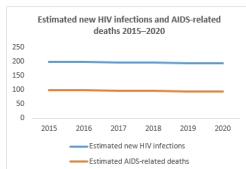
NA

### Antiretroviral therapy coverage

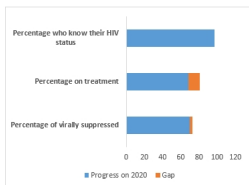
NA

NA

NA



### HIV cascade of care 2020



Wednesday 15th of May 2024 02:38:38 AM