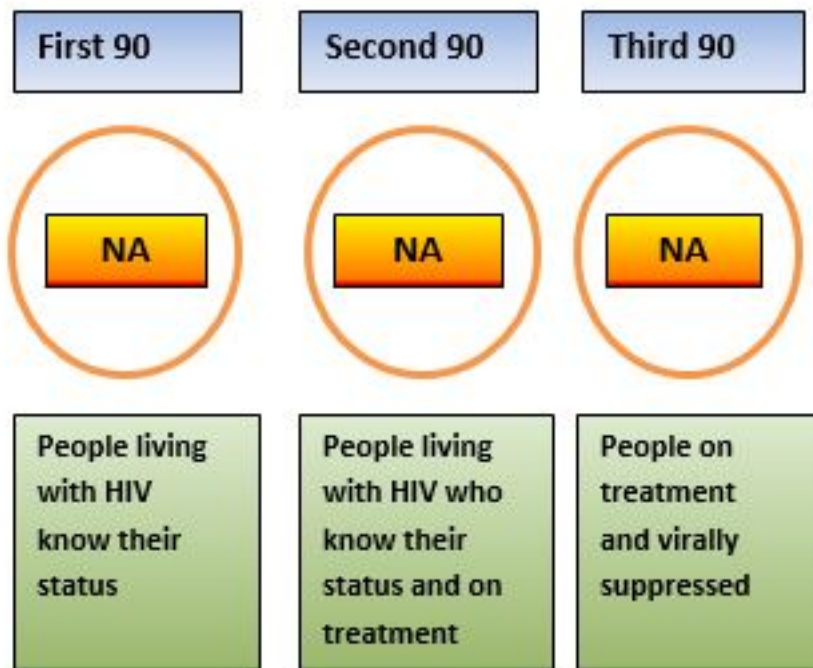
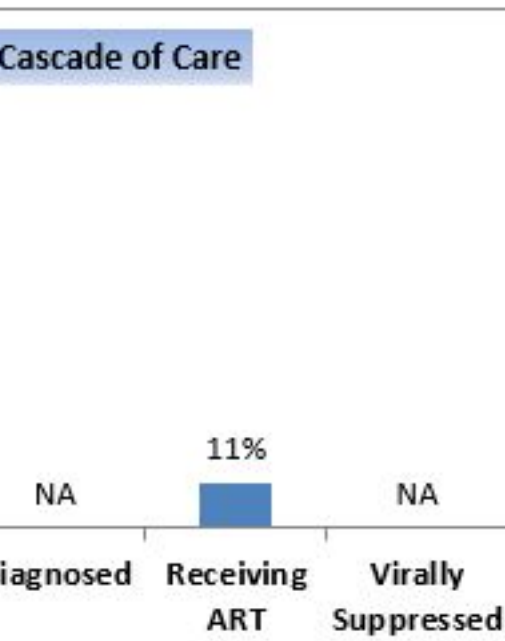


Sociodemographic data

- Total population (in millions) : 14.3 -
- Maternal mortality per 100 000 live births :732 -
- Life expectancy at birth (years) : 55 -
- Total fertility rate (births per woman) : 6.6 -
- GDP (current US\$): 6.2 -
- Health expenditure, total (% of GDP) : 0.0 -
- Health expenditure per capita (current US\$) :□ -
- Human Development Index Value :□ -

HIV care cascade and progress towards 90-90-90



Epidemiological data (2016)

HIV estimates and case notification

Estimated

Reported

HIV prevalence in general population

0.4

People living with HIV (PLHIV)

24 000 [16 000 - 33 000]

6049

New infections

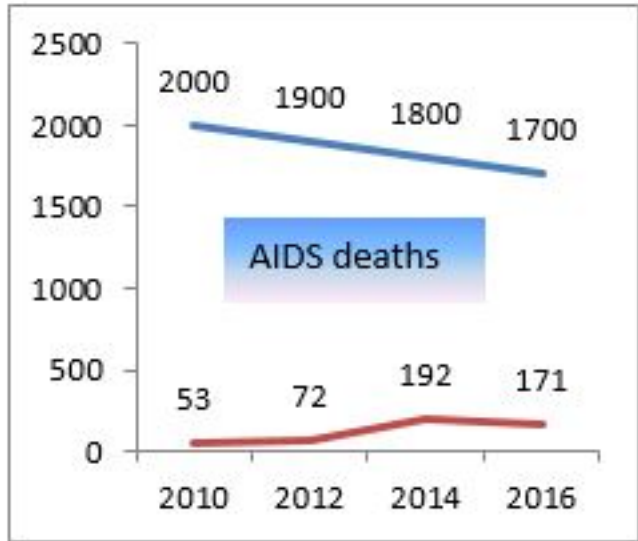
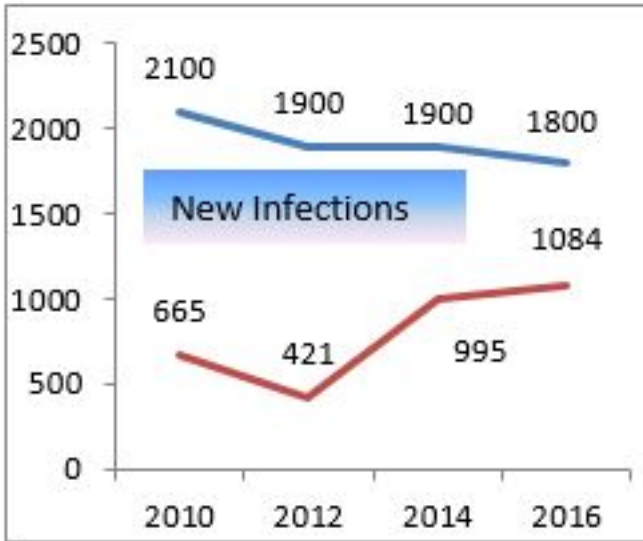
1800 [<1000 - 2900]

1084

AIDS-related deaths

1700 [1200 - 2300]

171



**HIV in specific populations**

[Empty box]

Survey data

[Empty box]

Size estimate

Routine testing and VCT data

Key populations

[ ]

[ ]

[ ]

No tested

HIV+ cases (%)

Sex workers (SW)

5.3% (RDS, n=237) in 2011

[ ]

Clients of FSW: 2599 in Mogadishu, 1828 in Hargeisa, 3469 in Bossaso

[ ]

[ ]

**Men having sex with men (MSM)**

**People who inject drugs (PWIDs)**

[ ]

**Prisoners**

[ ]

[ ]

[ ]

[ ]

[ ]

**Populations in health settings**

[ ]

[ ]

[ ]

[ ]

[ ]

**TB patients**

2.1% (n=388/ 7 sites south central zone)

[ ]

[ ]

**11,567**

**1.5%**

**Pregnant women**

[ ]

[ ]



[ ]

107,000

0.2%

**Blood donors**

[ ]

[ ]

[ ]

44,737

0.2%

**Clients of testing services**

[ ]

**Response**

**Policy implementation**

Implementation of national policy on HIV self-testing (HIVST)

Policy on HIVST in development

Treatment initiation threshold adults and adolescents

Treat All regardless of CD4 count

Implementation of Treat All adults and adolescents

]

Implemented countrywide

Treatment initiation threshold children

]

Treat All regardless of age

Implementation of lifelong ART to pregnant & breastfeeding women

Implemented in a small number (<50%) of MCH sites

Implementation of national policy on viral load monitoring

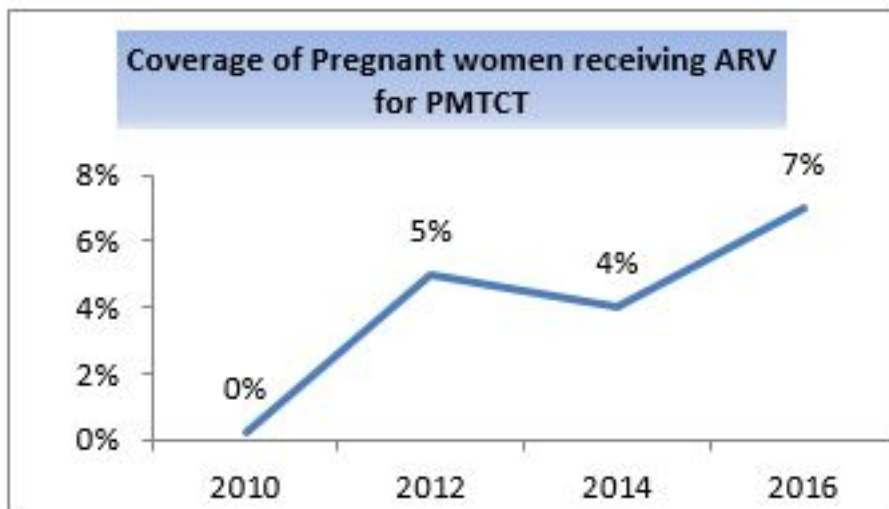
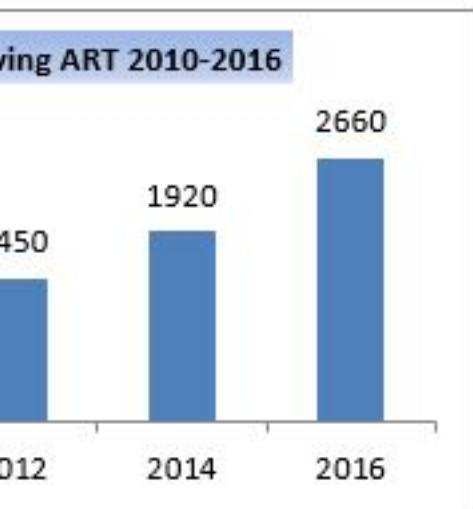
]

Not implemented

HIV testing coverage in key populations \*

No data available.

Antiretroviral therapy and PMTCT coverage



References

; (2) WHO.EMRO Regional Surveillance Data; (3) UNAIDS/WHO estimates 2016; (4) Global AIDS Monitoring (GAM) <http://www.prb.org/pdf16/prb-wpds2016-web-2016.pdf> <sup>1</sup>

2016.