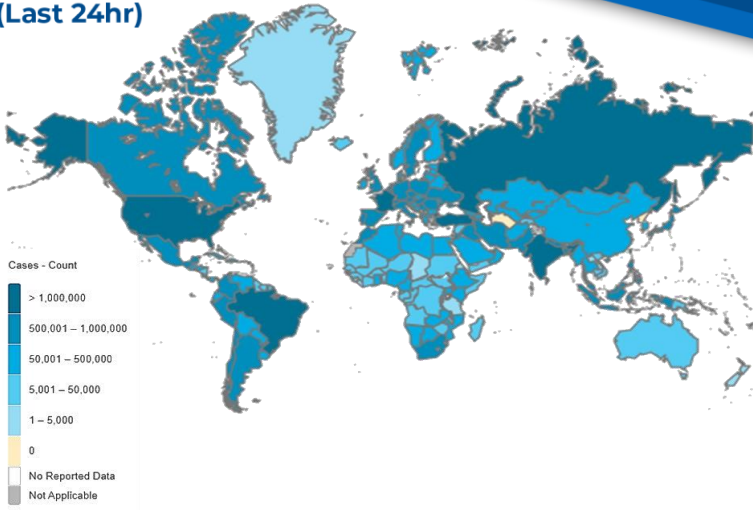


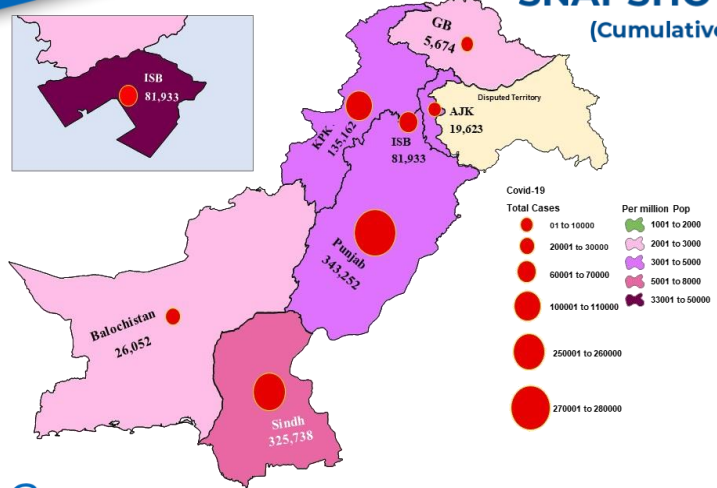
PAKISTAN COVID-19 SITUATION REPORT



GLOBAL UPDATES (Last 24hr)

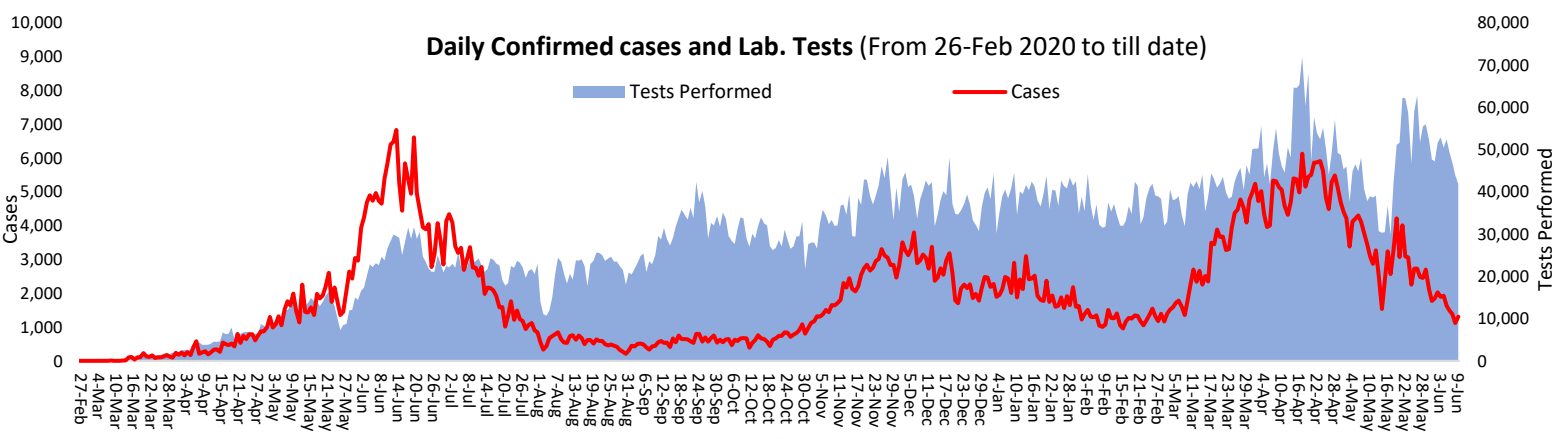
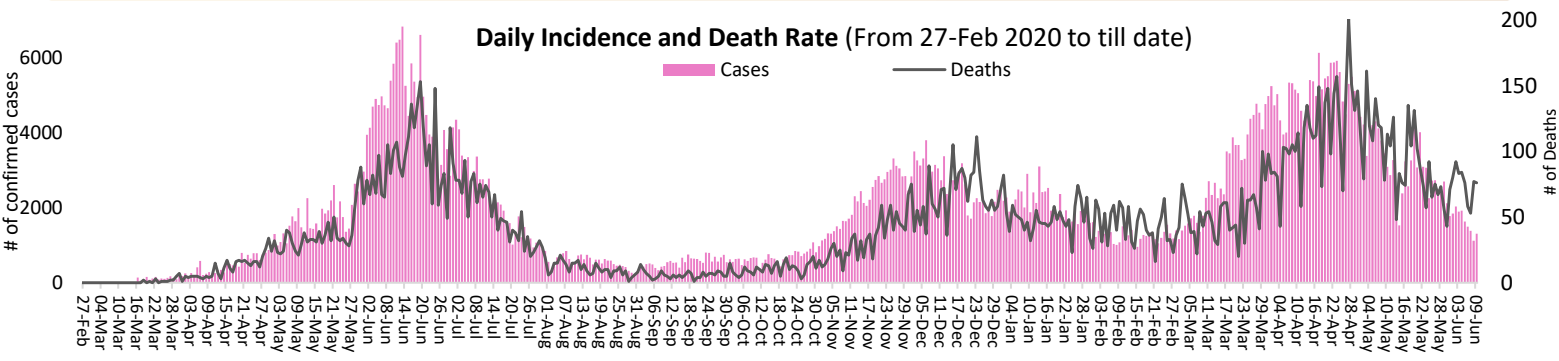


PAKISTAN COVID-19 SNAPSHOT (Cumulative)



333,823 Confirmed	8,662 Deaths	6.81% Daily Changes	10.22% Daily Changes	13,276,007 Suspected	13,705,490 Tests	937,434 Confirmed
871,669 Recovered	44,236 Active	21,529 Deaths				

PAKISTAN SNAPSHOT (LAST 24hr)	42,330 Suspected	41,824 Tests	1,303 Confirmed	1,978 Recovered	2,935 Critical	76 Deaths
--------------------------------------	----------------------------	------------------------	---------------------------	---------------------------	--------------------------	---------------------



Meeting and Coordination



On 8th June 2021, WHO Regional Director for the Eastern Mediterranean Region, Dr Ahmed Al-Mandhari and WHO Country Representative Pakistan, Dr Palitha Mahipala paid a working visit to the Chief Secretary, Khyber Pakhtunkhwa Dr Kazim Niaz at KPK Secretariat Office, Peshawar. The meeting was attended by Provincial Minister Health, Mr Taimur Khan Jhagra, Secretary Health KPK, Mr Imtiaz Hussain, IG Police, Dr. Sanaullah Abbasi, and representatives from the Army and Frontier Corps. The meeting discussed among others routine Essential Health services, especially Polio Eradication initiatives in the province. The provincial health minister appreciated the role of the polio surveillance systems in the COVID 19 response and the use of virtual technology in services delivery.

Dr Ahmed Al-Mandhari emphasized on the importance of integration of health services, he pledged to continue supporting Polio Eradication initiative.

Positivity Rate by Major Cities/Districts

Last 24 hrs

City/District	Tests Conducted last 24hrs	Tests Positive last 24hrs	Positivity Rate (%)
Bahawalpur	97	16	16.5%
Karachi	4,099	316	8.7%
Muzaffarabad	137	11	8.0%
Gilgit	106	6	5.7%
Quetta	1,143	66	5.7%
Hyderabad	846	42	5.4%
Rawalpindi	475	25	5.3%
Peshawar	911	44	4.8%
Abbotabad	890	34	3.8%
Multan	659	24	3.6%
Lahore	2,279	88	3.5%
Swabi	263	8	3.0%
Mardan	473	11	2.3%
Nowshera	402	9	2.2%
Islamabad	3,682	63	1.7%
Charsadda	863	11	1.3%
Faisalabad	323	4	1.2%
Swat	339	4	1.2%
Gujranwala	630	7	1.1%
Mirpur	82	0	0.0%

Summary Table (Major Cities /Districts)

Districts	Hospitalized				Home or elsewhere Isolation
	Stable	On low flow oxygen	On High flow oxygen	On Vent	
Mirpur	00	00	02	00	35
Muzaffarabad	01	09	06	01	83
Quetta	00	02	25	00	787
Gilgit	00	05	03	00	35
Islamabad	05	44	87	24	2,527
Abbotabad	00	61	04	00	319
Peshawar	00	52	223	19	95
Swat	00	22	49	01	112
Bahawalpur	00	10	18	13	282
Faisalabad	08	14	124	10	2,512
Gujranwala	00	15	25	07	05
Lahore	45	66	206	113	2,432
Multan	01	87	07	59	1,024
Rawalpindi	05	48	58	12	644
Hyderabad	02	14	05	00	3,514
Karachi	53	135	417	67	18,823

Summary Table by Province

Provinces	Lab Status				Hospitalized				Home Isolation	Total Recovered	Total Deaths
	Tested		Positive		Stable	Oxygen		On Vent.			
	Last 24hrs	Total (PCR+RA)	Last 24hrs	Total		On low flow	On High flow				
AJK	690	203,449	57	19,623	10	15	14	01	587	18,437	559
Balochistan	1,222	283,168	91	26,052	00	02	25	00	1,136	24,598	291
GB	386	124,434	10	5,674	00	08	04	00	82	5,473	107
Islamabad	3,682	1,620,457	62	81,933	05	44	87	24	2,527	78,478	768
KP	10,375	1,880,949	234	135,162	00	282	399	22	3,135	127,139	4,185
Punjab	11,497	5,345,637	221	343,252	165	469	569	245	10,645	320,723	10,436
Sindh	13,972	4,247,396	628	325,738	77	170	486	69	22,932	296,821	5,183

Contact Details

Dr Palitha Mahipala

WHO Representative
WHO Country Office
Islamabad – Pakistan
Tel: +92 51 9255183
Email: mahipalap@who.int

Dr Michael Lukwiya

Incident Manager
WHO Country Office
Islamabad - Pakistan
Tel: +92 51 9255184
Email: lukwiyam@who.int