

Disease situation in Jalojai IDP's camp, Khyber Pakhtunkhwa 22nd March, 2012

Highlights:

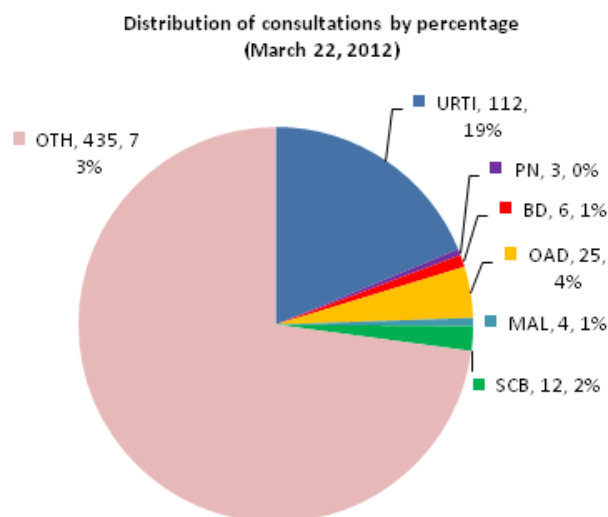
- ❖ **Acute Respiratory tract infections (ARI)** accounted for **26.4% or 115 cases** of the total patients (435 consultations) in all age groups and is showing 12.8% decrease in percentage of ARI patient visits as compared to 21st, March 2012.
- ❖ **Other Acute Diarrhea (OAD)** accounted for **6% or 25 cases** of the total patient consultations in all age groups by showing 8% decrease as compared to OAD patient visits on 21st, March 2012.
- ❖ **Bloody Diarrhea (BD)** shared **1.4% or 6 cases** of all patient visits on 22nd, March, 2012.
- ❖ **Skin Infections (SCB)** reported as **3% or 12 cases** of the total patient consultations by showing 3.5% decrease as compared to 22nd, March 2012.
- ❖ No alert reported from Jalojai today.



Daily disease consultations situation in Jalojai IDPs camp:-

Figure 1: Distribution of consultations by percentage

Table 1: Cases reported from Jalojai IDPs camp



Disease name	Consultations (March 22 th , 2012)
Upper Respiratory Tract Infection (URT I)	112
Pneumonia (PN)	3
Bloody Diarrhea (BD)	6
Other Acute Diarrhea (OAD)	25
Malaria (MAL)	4
Scabies (SCB)	12
Other diseases (OTH)	273
Total consultations	435

A total **435** consultations have been reported daily through eDEWS starting from March 22, 2012 (table 1). **Four (4) health static units** (Merlin 3 and CAMP Organization 1) units from Jalojai IDP's camp shared daily disease surveillance data through DEWS.

Daily major causes for seeking health care percentage trend in Jalojai IDPs camp:-

Figure 2: Daily disease percentage trend in Jalojai IDPs camp:

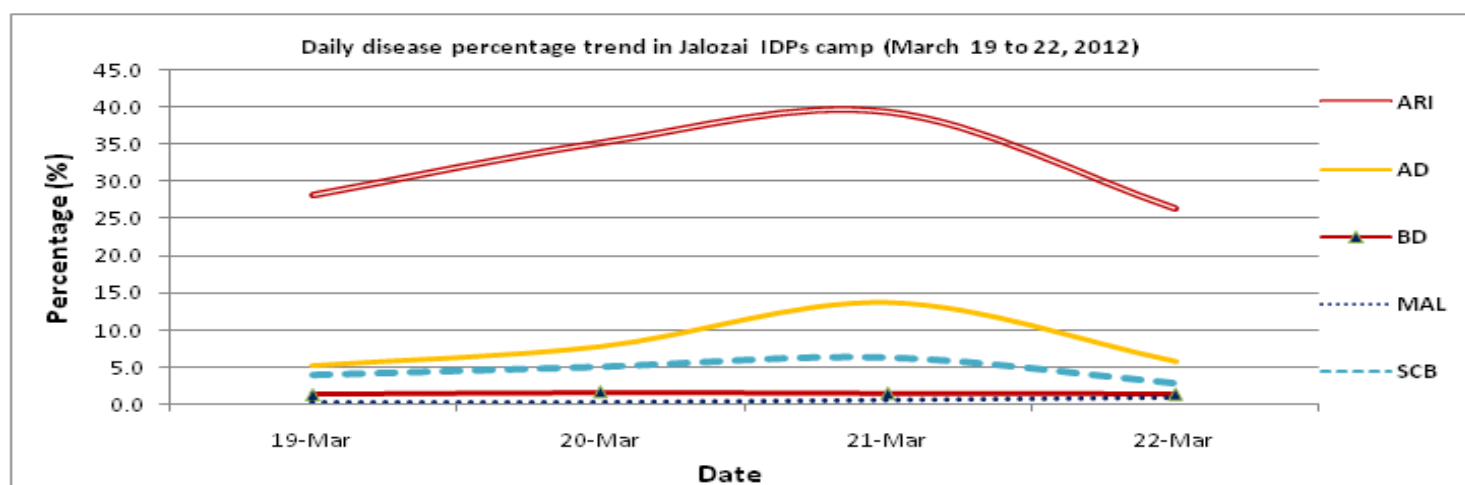


Figure 2 shows percentage trend of most communicable diseases in Jalojai IDPs camp. The fluctuation in above trend due to rise and fall in Other than communicable diseases consultations.

Total consultations reported from all health units in Jalojai IDPs camp:-

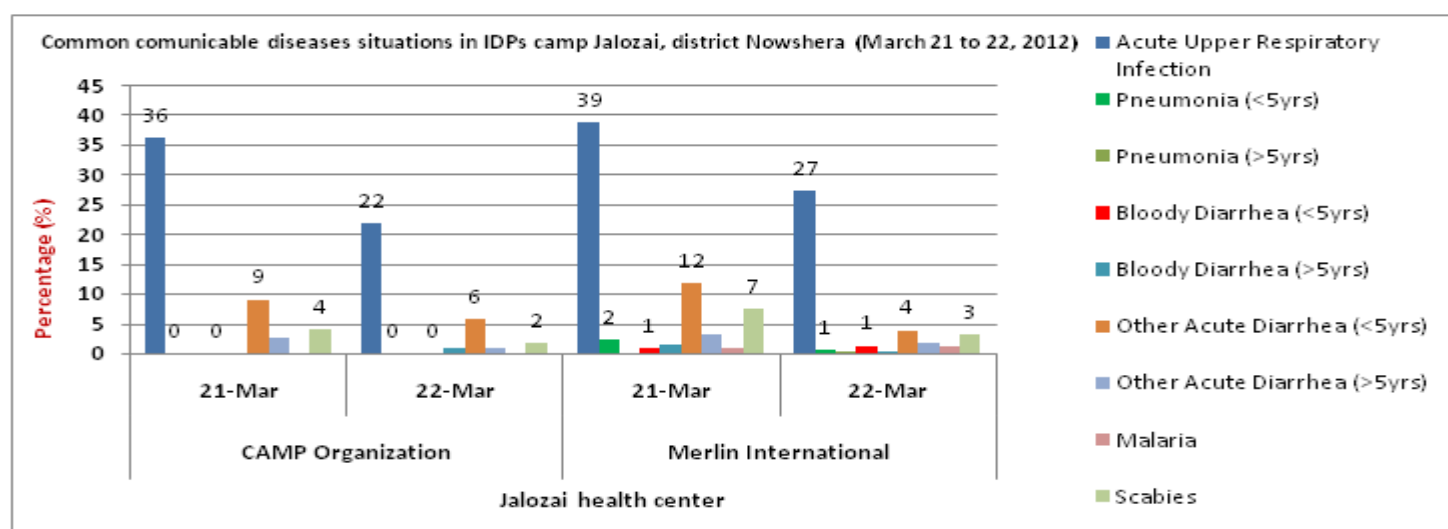
Table 2: Total number of consultations reported from static health units in IDPs camp Jalojai, Nowshera (March 21st to 22nd, 2012)

Communicable diseases	CAMP Organization		Merlin International 3 Units (1,2,3)		Total	
	21-Mar	22-Mar	21-Mar	22-Mar	21-Mar	22-Mar
Acute Upper Respiratory Infection	44	27	83	85	127	112
Pneumonia (<5yrs)	0	0	5	2	5	2
Pneumonia (>5yrs)	0	0	0	1	0	1
Bloody Diarrhea (<5yrs)	0	0	2	4	2	4
Bloody Diarrhea (>5yrs)	0	1	3	1	3	2
Other Acute Diarrhea (<5yrs)	11	7	25	12	36	19
Other Acute Diarrhea (>5yrs)	3	1	7	5	10	6
Malaria	0	0	2	4	2	4
Scabies	5	2	16	10	21	12
Other diseases	59	86	71	187	130	273
Total Consultations	122	124	214	311	336	435

A comparison of the ARI consultations by health units in Jalojai camp on 2nd March, 2012 shows that high proportion of ARI cases are reported and accounted for 26.4% (URT 25.7% and Pneumonia 0.7%), or 115 cases (decreased 13% as compared to 21st March, 2012) followed by Other Acute Diarrhea 6% or 25 cases showing 8% decrease as compared to previous day. Bloody diarrhea comprised 1.4% or 6 cases out of total consultations.

Disease trends by percentage in IDPs Jalojai camp:-

Figure 3: Most common communicable diseases situation in Jalojai IDPs camp as percentage of consultations from March 21st to 22nd, 2012



The above figure 3 shows major health causes percentage situation in Jalojai IDPs camp. During date 22nd March, 2012 high percentage of ARI consultations were reported from Merlin health posts as compared to CAMP organization. In this day ARI 28% and OAD 6% were shared from Merlin static units.

Distribution of consultations percentage by age and gender

Figure 4: Age and gender wise segregated disease situation in Jalojai IDPs camp, March 22nd, 2012

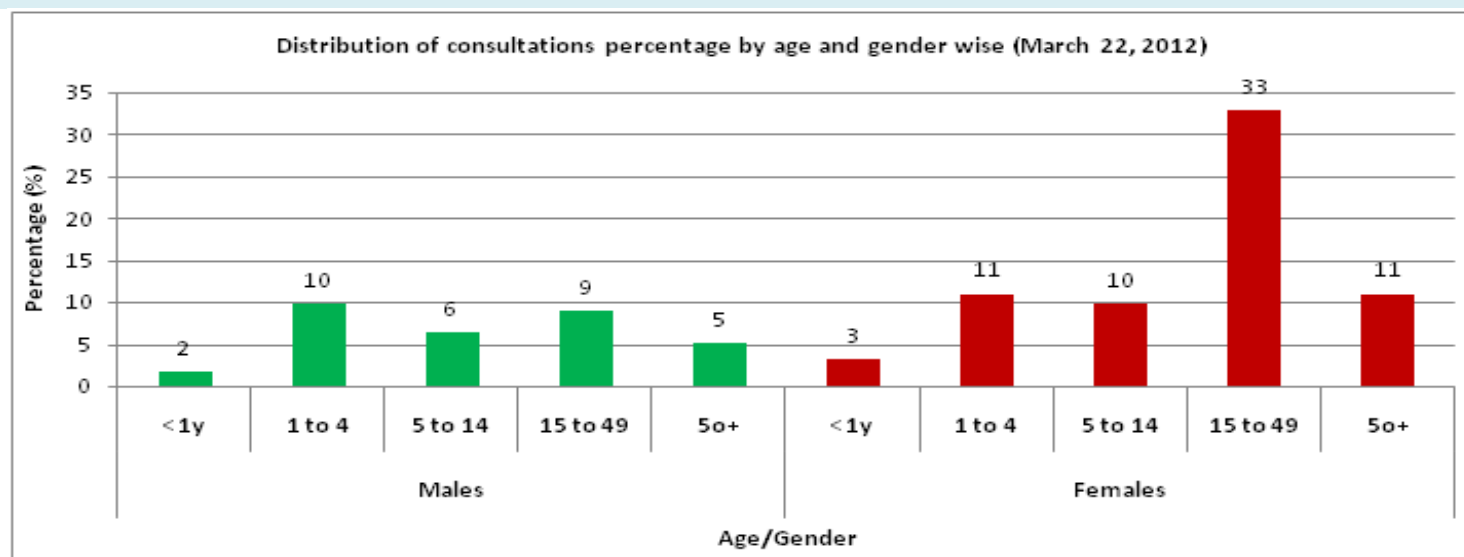


Figure 4 shows comparison of the consultations by gender and age wise in health events in over all diseases, male to female patients' ratio reported was 32% or 139 cases and 68% or 296 cases respectively.

Immunization in Jalozai IDPs camp:-

Table 3 (a & b): Daily Immunization (For New Bara IDP's in Jalozai IDP's Camp, Nowshera) March 22, 2012

a) Routine vaccination of Jalozai IDPs camp:

EPI	Routine Vaccination										OPV U5 yrs	Women	TT1	TT2	TT3	TT4	TT5	Total
Children	BCG	Polio				PENTA			Measles	Fully Immunized								
		Birth	1	2	3	1	2	3										
<1 year	0	1	0	3	2	0	3	2	0	2	3	Pregnant	7	3	0	0	0	
>=1 year	0	0	3	1	1	3	1	1	0	1	8	Non- Pregnant (15-49y)	0	1	0	0	0	
Total	0	1	3	4	3	3	4	3	0	3	11	0	7	4	0	0	0	43

b) Consolidated Vaccination data in Jalozai IDPs camp:

Consolidated Vaccination Data: Registration point-01 and 02

EPI	Routine Vaccination										OPV U5 yrs	Women	TT1	TT2	TT3	TT4	TT5	Total
Children	BCG	Polio				PENTA			Measles	Fully Immunized								
		Birth	1	2	3	1	2	3										
<1 year	30	50	273	60	55	273	60	55	173	55	797	Pregnant	297	36	12	1	1	
>=1 year	26	0	124	23	44	124	23	44	476	45	8,044	Non- Pregnant (15-49y)	1,777	69	174	70	7	
Total	56	50	397	83	99	397	83	99	649	100	8,841	0	2,074	105	186	71	8	13,198

Laboratory test conducted in Jalozai IDPs camp:-

Table 4: Laboratory test situation in IDP's Jalozai Camp, Nowshera) March 22, 2012

Test Name	MP (microscop v)	MP (RDT)*	HB%	HBS	HCV	B.GROUP	B.SUGAR	ESR	LEISHMANI ASIS	PREGNENCI ES	URINE ALBUMIN	URINE SUGAR	URINE R/E	STOOL R/E	BILIRUBIN	Syphilis	SPUTUM FOR AFB	TOTAL
22-Mar	0	1	7	7	0	5	0	0	1	3	13	13	13	0	13	5	0	81
Consolidated tested	0	3	20	20	0	15	0	0	1	12	27	27	27	0	27	17	0	196

Nutrition situation in Jalozai IDPs camp:-

Table 5: Nutrition situation in IDP's Jalozai camp Nowshera) March 22, 2012

- Activity was not done today due to closure of registration point.
- Consolidated data of nutrition situation...

SCREENING & ADMISSIONS (6-59 Months)

Health Facility	SCREENING		ADMISSIONS	
		Total children (6-59 months) Screened	SAM MUAC (<11.5 cm)	MAM MUAC (<11.5 - 12.4 cm)
Jalozai IDP's camp	Total	1,286	18	115
	Boys	661	5	49
	Girls	625	13	66
SCREENING & ADMISSIONS OF PLWs				
Health Facility		SCREENING	ADMISSIONS	
Jalozai IDP's camp	Total	994	72	
	Pregnant	191	27	
	Lactating	803	45	

Health Education situation in Jalozai IDPs camp:-

Table 6: Health education situation in IDP's Jalozai camp Nowshera March 22, 2012

- Activity was not done today due to closure of registration point.
- Consolidated data of health education situation...

Sessions	Number of Sessions	Total participants	
		Male	Female
Total Sessions	342	994	2,541

MCH in Jalozai IDPs camp:-

Figure 5: MCH situation in IDP's Jalozai camp Nowshera March 22, 2012

