

PAKISTAN

FLOODS SITUATION REPORT

Issue # 26: 31st March 2023



90
Calamity hit
Districts



6.4 M
Target
Population



+2000
Health
Facility



1,739
People
Dead



12,867
People
Injured



SITUATION OVERVIEW

Source: NDMA Situation Report 18th Nov 2022

- **Population movement following July/August 2023 floods.**
 - In Sindh Province, 5,132 people still live in one tent city in Malir district.
- **Heavy rains, lightning, and flash floods in Pakistan in March 2023**
 - In Baluchistan province, one person died from a lightning strike in district Gwadar.
 - A temporary bridge was swept away by flash floods in the Bolan River, and traffic between Sindh and Baluchistan provinces was suspended (Deputy Commissioner of Kachhi),
- **Monitoring Diseases Trend in flood affected districts.**
 - COVID-19 positivity rate is 2.11% down from 3.05% as of epi-week 10 of 2023. Muzaffarabad, Islamabad, Swabi, Hyderabad, and Karachi are the districts where positivity is high.

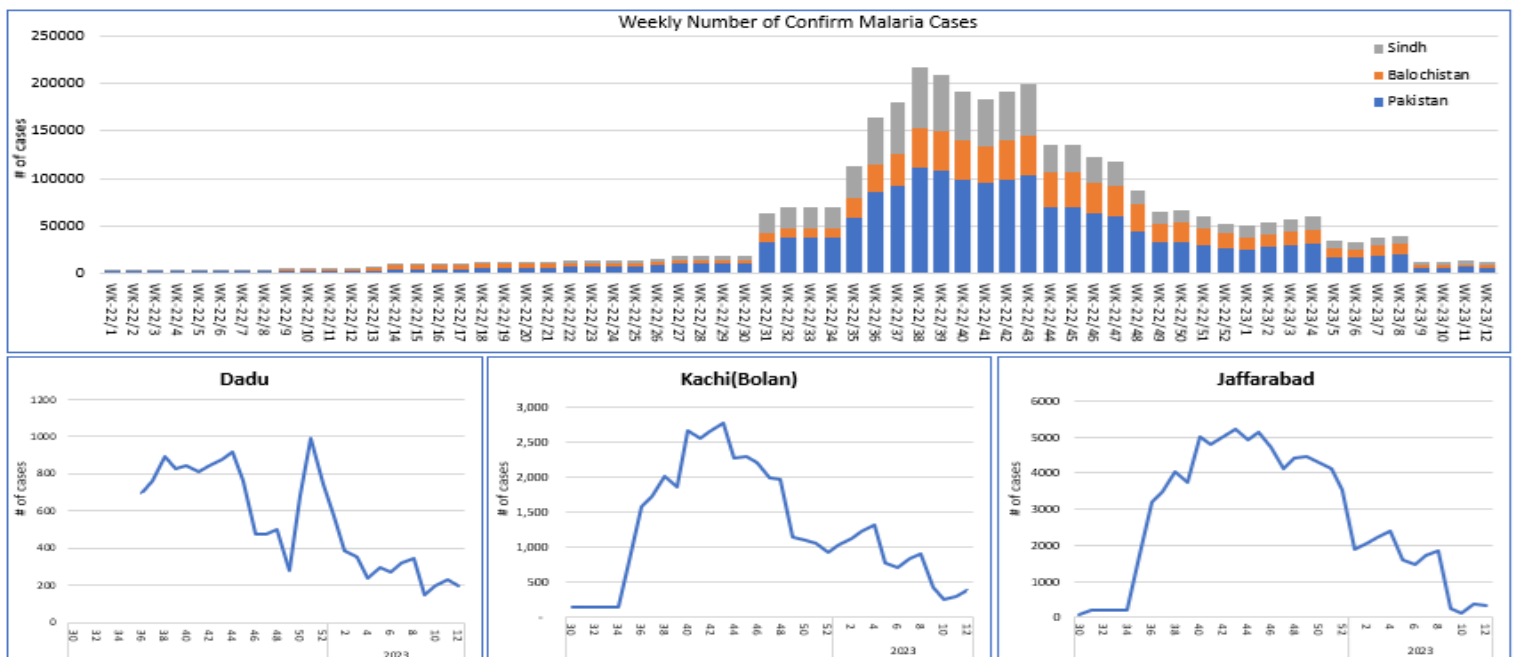


WHO supported medical camp organized by BRSP, Village Mehopur, District Sohbatpur - Balochistan



PUBLIC HEALTH CONCERNS

Number of Confirm Malaria Cases from Week-1, 2022 to Week-12 2023 (Source: DHIS-2/DMC)





WHO RESPONSE

- **Support to RMNCAH services:**
 - WHO conducted a 6-day training from 25-30 March 2023 on Pregnancy, Childbirth, Postpartum, and Newborn Care (PCPNC) at Sandeman Provincial Hospital, Quetta. The training was attended by 40 participants included LMOs/ Gynecologist from 11 districts of Balochistan.
- **Support to Nutrition Services:**
 - As of epi-week 11 of 2023, WHO supported NSC in flood affected areas across Pakistan treated 12,541 children. The cure rate is 93.15%, death rate 1.59% and defaulted rate 5.26%.
 - Repair and renovations of NSCs, at DHQ Musa Khel & DHQ Hernai is ongoing.
- **Support to IDSR:**
 - 244 health care workers drawn from the districts of Loralai, Jhal Magsi and Suhbatpur were trained for five days on IDSR modules.

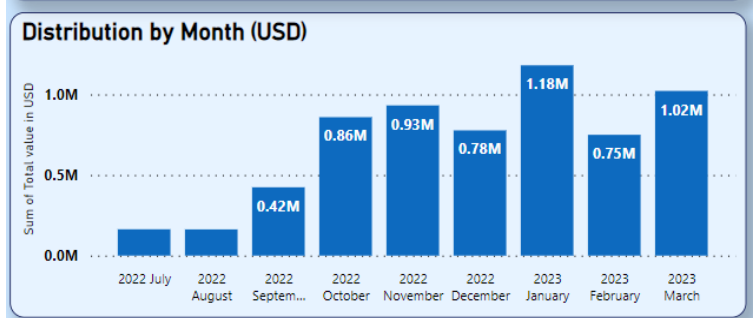
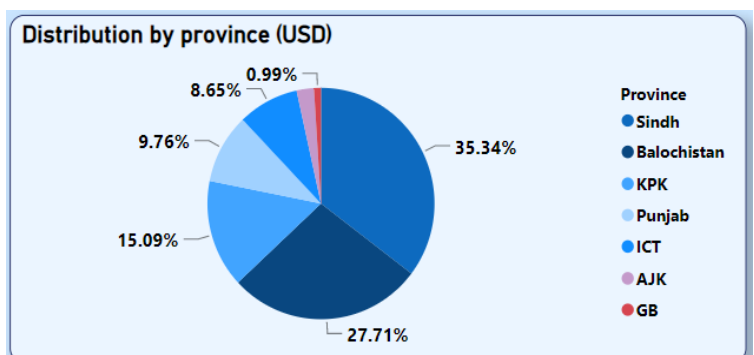
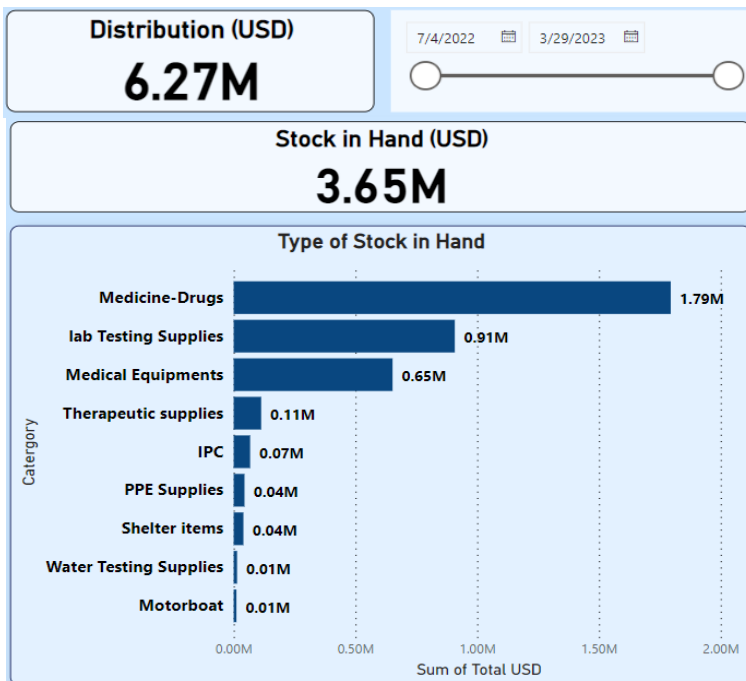


06 days training on PCPNC at Quetta from 25-30 March 2023



IDSR Training at district Kachhi Balochistan from 20-24 March 2023

WHO support for flood Response (as of 31st March 2023).

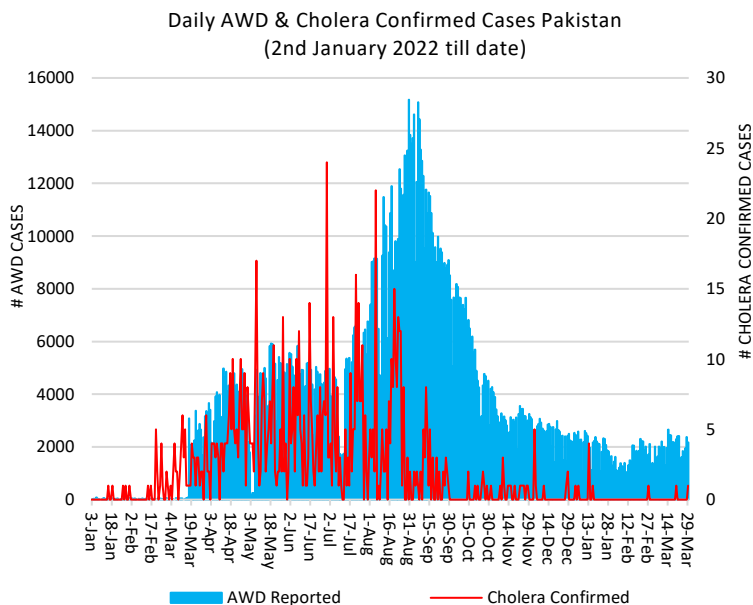


Contact Details

Dr Palitha Mahipala
 WHO Representative
 WHO Country Office
 Islamabad – Pakistan
 Tel: +92 51 9255183
 Email: mahipalap@who.int

Dr Michael Lukwiya
 Incident Manager
 WHO Country Office
 Islamabad - Pakistan
 Tel: +92 51 9255184
 Email: lukwiyam@who.int

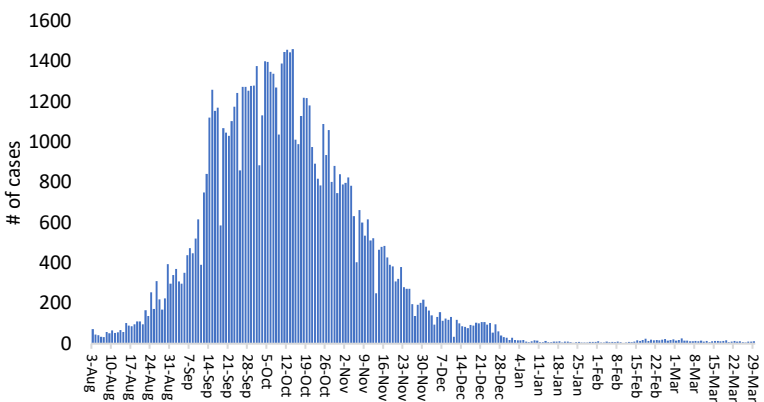
AWD/Cholera Situation in Pakistan as of 30th March 2023



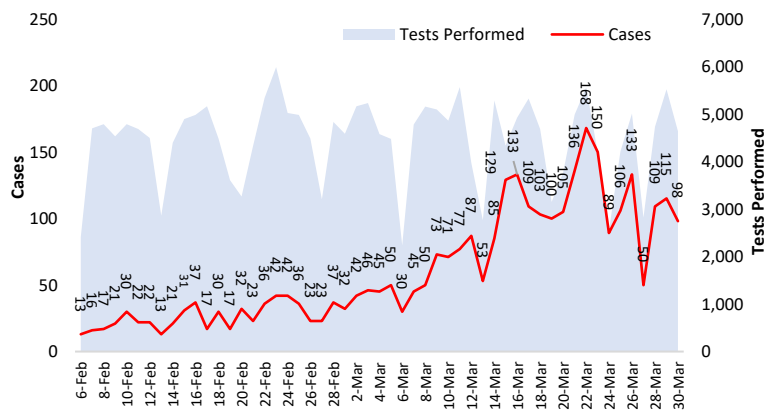
AWD/Cholera Situation (2022-23)					
Provinces	Sindh	Balochistan	KP	Punjab	ICT
Cholera tests	18,863	8,946	729	4,564	539
Confirmed cholera cases	461	196	83	246	31
Deaths	00	40	03	00	00

Province	1 st Cholera Confirm case	Last Cholera Confirm case	Total Cholera Confirm cases
Punjab	3 rd May 2022	27 th Sep 2022	246
Balochistan	14 th April 2022	5 th January 2023	196
KP	18 th May 2022	28 th Dec 2022	83
Sindh	18 th Jan 2022	29 th March 2023	461
ICT	17 th June 2022	05 th Aug 2022	31

Dengue Fever in Pakistan as of 31st March 2023



COVID-19 status in Pakistan as of 30th March 2023



COVID-19 Situation in Pakistan as of 30th March 2023

Provinces	Lab Status				Hospitalized				Home Isolation	Total Recovered	Total Deaths
	Tested		Positive		Stable	Oxygen		On Vent.			
	Last 24hrs	Total (PCR+RA)	Last 24hrs	Total		On low flow	On High flow				
AJK	61	444,736	02	44,401	00	00	00	00	20	43,588	793
Balochistan	72	589,044	02	36,062	00	00	00	00	07	35,677	378
GB	400	371,178	01	12,120	00	00	00	00	38	11,891	191
Islamabad	359	3,035,492	14	140,187	00	00	00	00	193	138,963	1,031
KP	109	5,231,288	12	225,323	00	09	02	00	155	218,781	6,376
Punjab	3,545	12,649,399	42	524,974	03	01	00	04	561	510,785	13,620
Sindh	93	9,251,074	25	596,550	11	03	03	00	837	587,436	8,260
Total	4,639	31,572,211	98	1,579,617	14	13	05	04	1,811	1,547,121	30,649