



90  
Calamity hit  
Districts



6.4 M  
Target  
Population



+2000  
Health Facility  
Damages



1,739  
People  
Dead



12,867  
People  
Injured



5,132  
People  
Still living in 1  
tent city, Malir  
district

# PAKISTAN FLOODS SITUATION REPORT

Issue # 29: 21<sup>st</sup> April 2023

## SITUATION OVERVIEW

### Diseases Trend in flood affected districts.

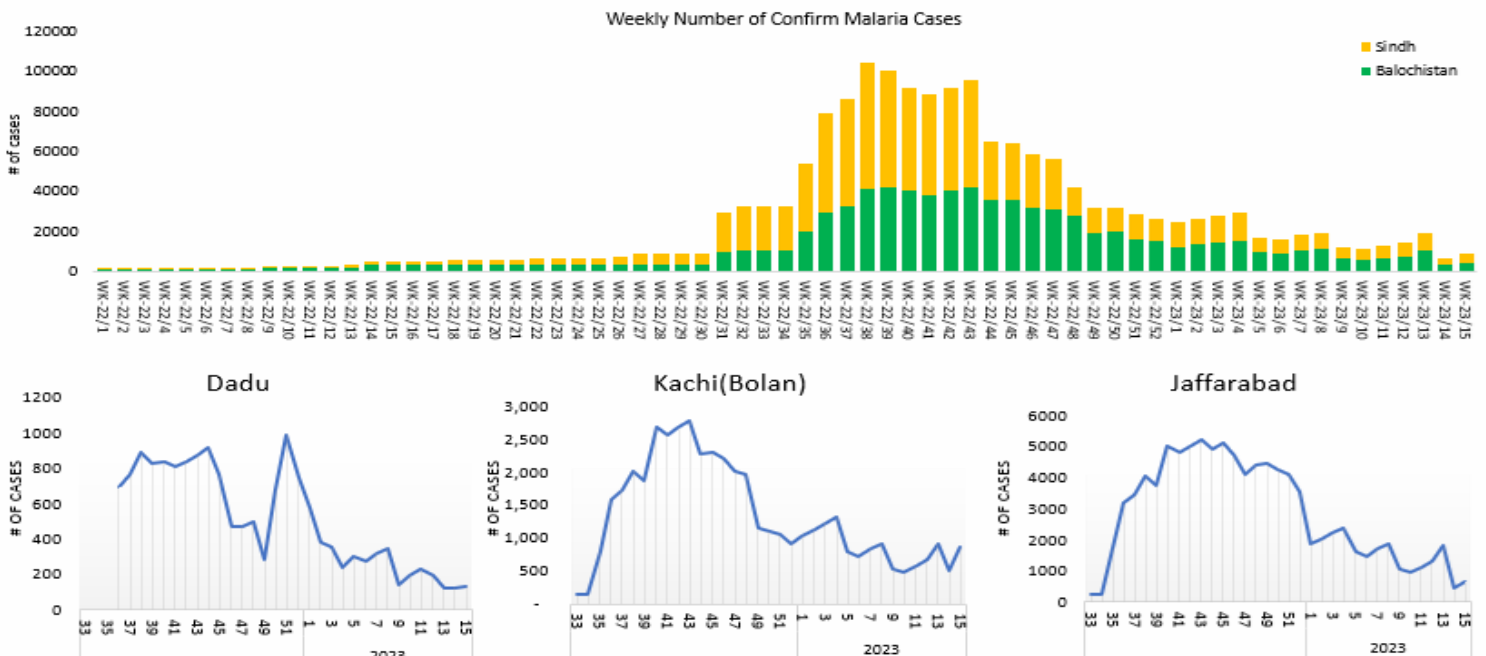
- The COVID-19 positivity rate in Pakistan has decreased to 0.59% from 3.05% as of Epi week 10 of 2023. Lahore, Karachi, Mirpur, and Faisalabad are among the most affected districts.
- The general decline in incidence of Malaria in most of the flood affected districts in Pakistan continues however, in the districts of Lasbella, Naseerabad, Jhalmagsi, Bolan, Jaffarabad, Dera Bugti, and Sibi there is a slight increase in incidence in epi-week 15 as compared to epi-week 14.
- Pakistan continues to report sporadic cases of cholera. The last case was reported in Lahore on 19<sup>th</sup> April 2023.
- There is need to continue close monitoring of cases of water and vector borne diseases and to respond to pockets of disease outbreaks.



WHO supported mobile camps in Tehsil Sohbatpur, district Sohbatpur, Balochistan province, Pakistan

## PUBLIC HEALTH CONCERNS

Number of Confirm Malaria Cases from Week-1, 2022 to Week-15, 2023 (Source: DHIS-2/DMC)





# WHO RESPONSE

- **Technical support supervisory visit to Gilgit Baltistan**
  - WHO Country Representative Pakistan while on technical support supervisory visit to Gilgit Baltistan from 9-11 April 2023, handed over one multipurpose mobile medical unit, 2 well equipped mobile vaccination van, 1 cold chain equipped vehicle and assortment of medical equipment & supplies to Secretary Health GB, Mr Sana Ullah.
- **Support response to cases of severe malnutrition with complication.**
  - As of epi-week 15 of 2023, a total of 15,442 children have been treated in WHO supported NSCs in flood affected districts across Pakistan. Performance indicators for these NSCs are 91.52% children cured, 1.30% died and 4.79% defaulted.
- **Malaria day**
  - The World Malaria Day campaign has started in Pakistan and is being led by the Directorate of Malaria Control Program of Pakistan with support from WHO. The Pakistan malaria outbreak response story is now available on the WHO world malaria campaign page. *“It was just the perfect storm for malaria” – Pakistan responds to surge in cases following the 2022 floods (who.int)*
- **Support response to Mental Health Program:**
  - On 7<sup>th</sup> April 2023, the Federal Ministry of Health and WHO jointly launched the National Helpline/App on Mental health under Prime Minister’s Reforms Initiative for Citizens’ Mental Well Being. The App has been linked with the official helpline 1166 established during Covid pandemic. WHO provided technical support in the development of this Mental health App.



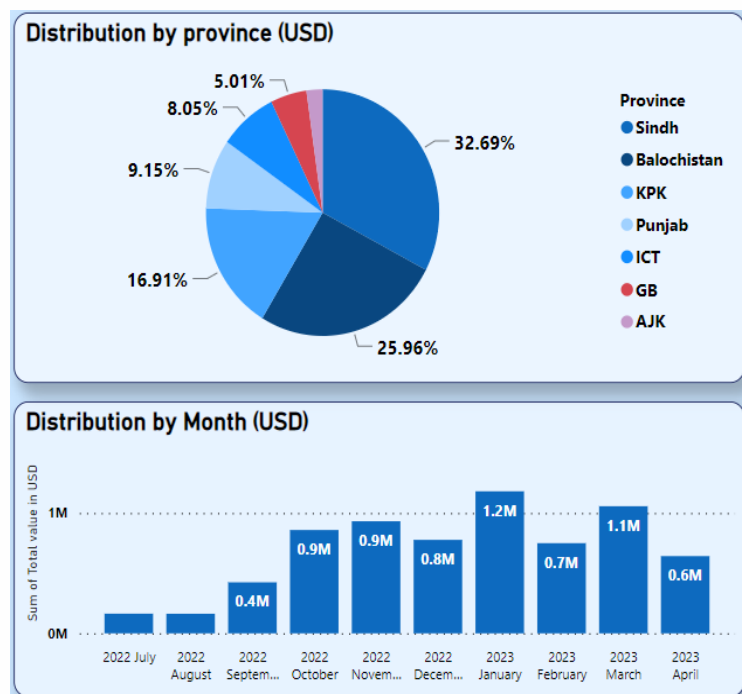
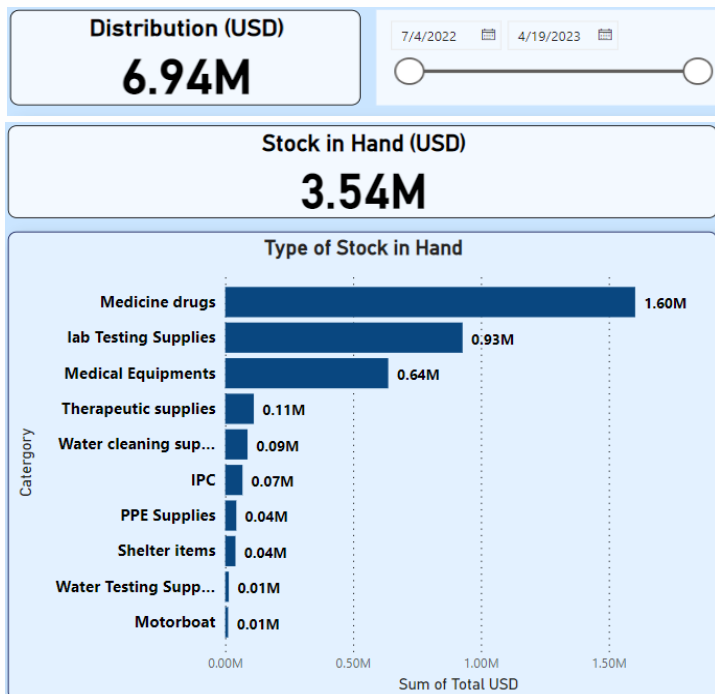
Handing over Mobile vaccination unit and cold chain vehicle to Secretary Health GB, Mr Sana Ullah



WHO Country Representative Pakistan Dr Palitha Mahipala and Federal Minister Health H.E Abdul Qadir Patel Launched the National Helpline/App on Mental Health under Prime Minister’s Reforms Initiative for Citizen’s

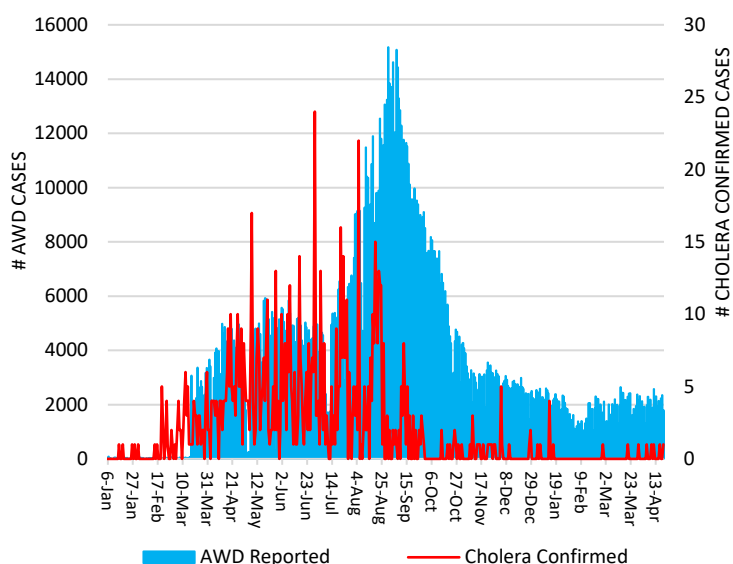


# WHO SUPPORT



## AWD/Cholera Situation in Pakistan as of 20<sup>th</sup> April 2023

### Daily trend of AWD & Cholera Confirmed Cases in Pakistan

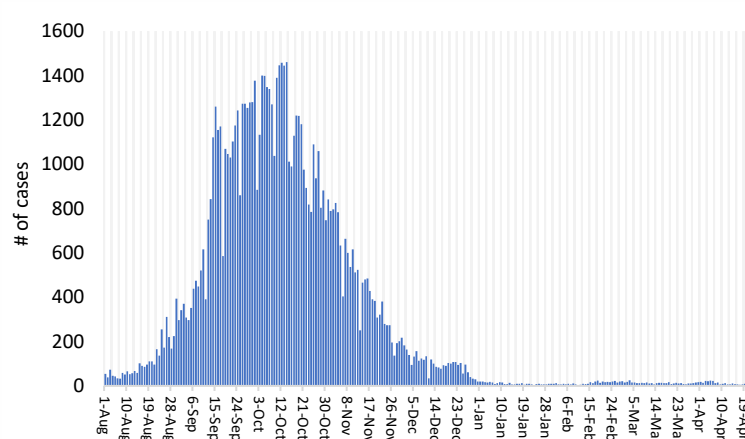


### AWD/Cholera Situation (2022-23)

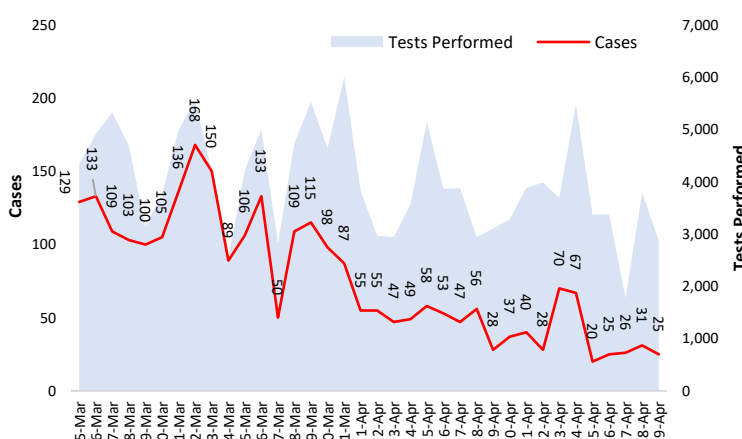
Provinces	Sindh	Balochistan	KP	Punjab	ICT
Cholera tests	19,282	9,275	752	4,691	586
Confirmed cholera cases	466	196	83	247	31
Deaths	00	40	03	00	00

Province	1 <sup>st</sup> Cholera Confirm case	Last Cholera Confirm case	Total Cholera Confirm cases
Punjab	3 <sup>rd</sup> May 2022	19 <sup>th</sup> April 2023	246
Balochistan	14 <sup>th</sup> April 2022	5 <sup>th</sup> January 2023	196
KP	18 <sup>th</sup> May 2022	28 <sup>th</sup> Dec 2022	83
Sindh	18 <sup>th</sup> Jan 2022	21 <sup>st</sup> April 2023	466
ICT	17 <sup>th</sup> June 2022	05 <sup>th</sup> Aug 2022	31

## Dengue Fever in Pakistan as of 20<sup>th</sup> April 2023



## COVID-19 status in Pakistan as of 20<sup>th</sup> April 2023



## COVID-19 Situation in Pakistan as of 20<sup>th</sup> April 2023

Provinces	Lab Status				Hospitalized				Home Isolation	Total Recovered	Total Deaths
	Tested		Positive		Stable	Oxygen		On Vent.			
	Last 24hrs	Total (PCR+RA)	Last 24hrs	Total		On low flow	On High flow				
AJK	24	445,654	01	44,442	00	00	00	00	04	43,645	793
Balochistan	40	589,846	00	36,068	00	00	00	00	04	35,686	378
GB	410	376,518	02	12,151	00	00	00	00	55	11,905	191
Islamabad	127	3,041,314	03	140,272	00	00	00	00	32	139,209	1,031
KP	16	5,234,285	01	225,402	00	00	00	00	87	218,939	6,376
Punjab	2,735	12,705,330	09	525,332	01	03	00	05	667	511,033	13,623
Sindh	25	9,254,612	04	596,875	11	03	03	00	773	587,821	8,264
<b>Total</b>	<b>3,377</b>	<b>31,647,559</b>	<b>20</b>	<b>1,580,542</b>	<b>12</b>	<b>06</b>	<b>03</b>	<b>05</b>	<b>1,622</b>	<b>1,548,238</b>	<b>30,656</b>

### Contact Details

**Dr Palitha Mahipala**  
 WHO Representative  
 WHO Country Office  
 Islamabad – Pakistan  
 Tel: +92 51 9255183  
 Email: mahipalap@who.int

**Dr Michael Lukwiya**  
 Incident Manager  
 WHO Country Office  
 Islamabad - Pakistan  
 Tel: +92 51 9255184  
 Email: lukwiyam@who.int