



90  
Calamity hit  
Districts



6.4 M  
Target  
Population



+2000  
Health  
Facility



1,739  
People  
Dead



12,867  
People  
Injured



## SITUATION OVERVIEW

Source: NDMA Situation Report 18<sup>th</sup> Nov 2022

- **Population movement following floods.**
  - 5,132 people are still living in 1 operational tent city in district Malir Karachi, Sindh Province. Rest of the displaced people in all other provinces have returned to their place of origin following the floods of July/August 2022.
- **Monitoring Diseases Trend in flood affected districts.**
  - The COVID-19 positivity rate in Pakistan has decreased to 2.22% from 3.05% in Epi week 10. Lahore, Karachi, Mirpur, and Faisalabad are among the most affected districts.
  - Patches of stagnant water still exist in some of the flood affected districts in Pakistan. There is need to continue monitoring the trends of waterborne and Vector borne diseases in these districts.

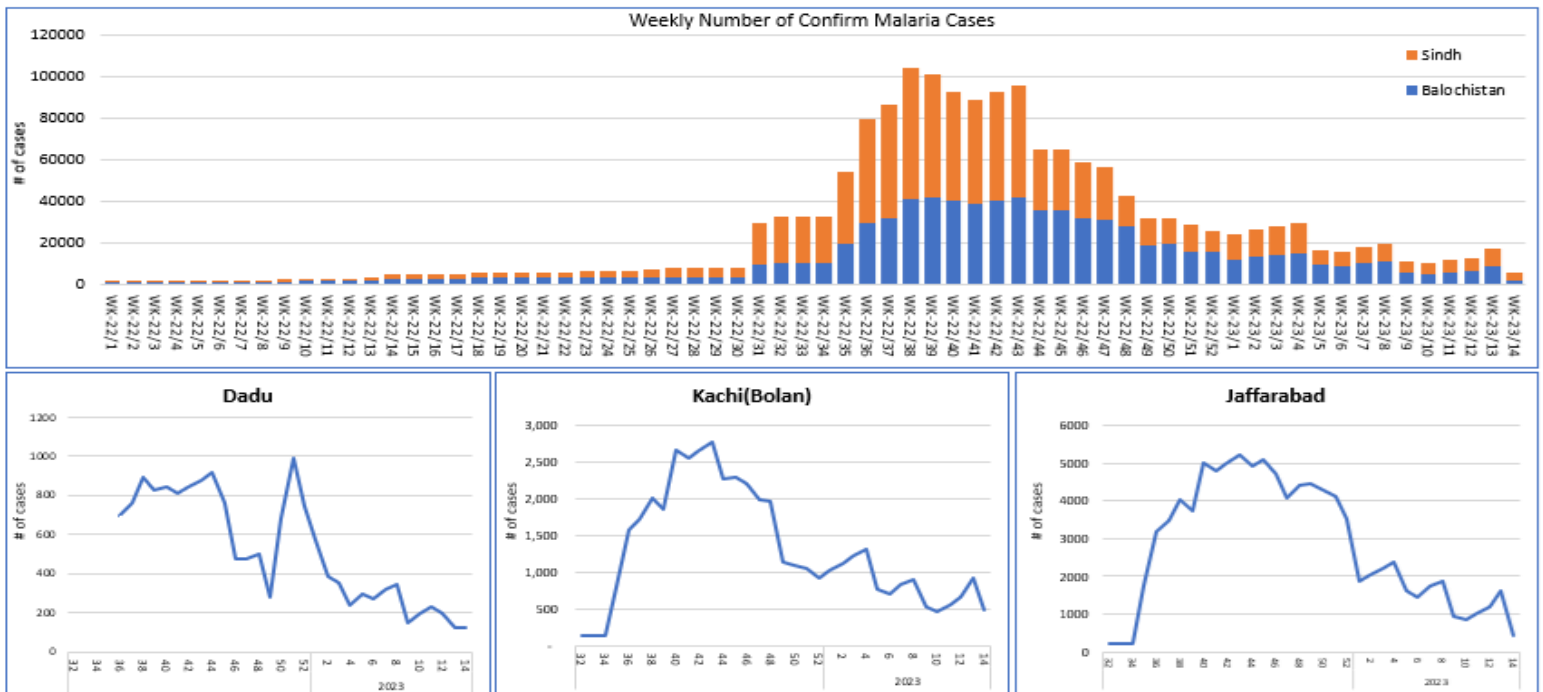


WHO Pakistan organized an integrated health camp at BHU Golra, Islamabad to commemorate 75th anniversary of the WHO.



## PUBLIC HEALTH CONCERNS

Number of Confirm Malaria Cases from Week-1, 2022 to Week-14, 2023 (Source: DHIS-2/DMC)





## WHO RESPONSE

### Support to RMNCAH services:

- While on technical support supervision to Gilgit Baltistan from 10<sup>th</sup> to 11<sup>th</sup> April 2023, the WHO Country Representative Pakistan, handed over a donation of five sets of delivery tables, bed screens and baby warmers to the Governor Gilgit Baltistan Mr Syed Mehdi Shah. In attendance were, Secretary Health Mr Sana Ullah and MNCH Director Dr Nuzhat Shafi. The Governor of Gilgit Baltistan appreciated WHO Pakistan for the donation.



Handing over MNCH equipment to the Government of Gilgit Baltistan 10<sup>th</sup>-11<sup>th</sup>, 2023

### Support to Nutrition Services:

- A total of **14,300** Severely Malnourished children with complications, have been managed in the 80 WHO supported Nutrition Stabilization Centers (NSCs) in flood affected areas across Pakistan. Out of the total **91.14% children cured**, 1.42% died and 4.90% defaulted.

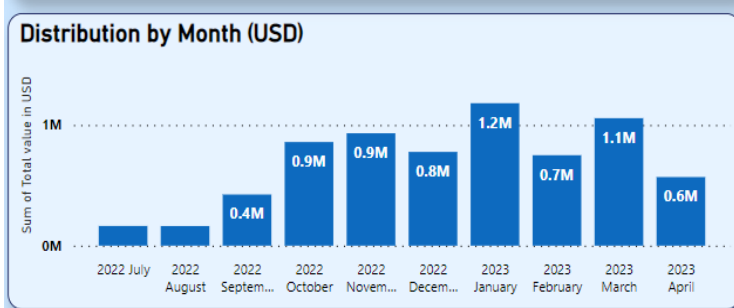
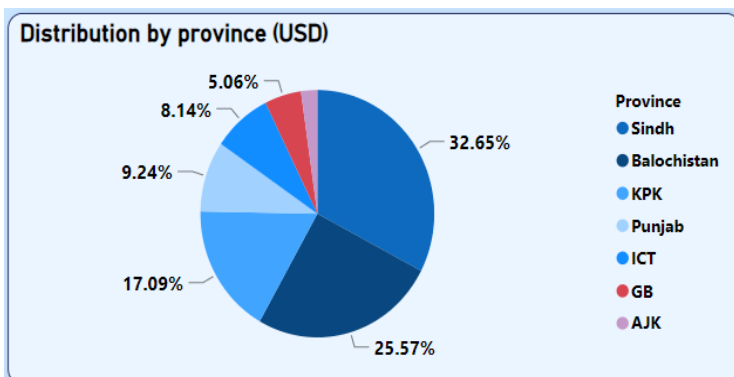
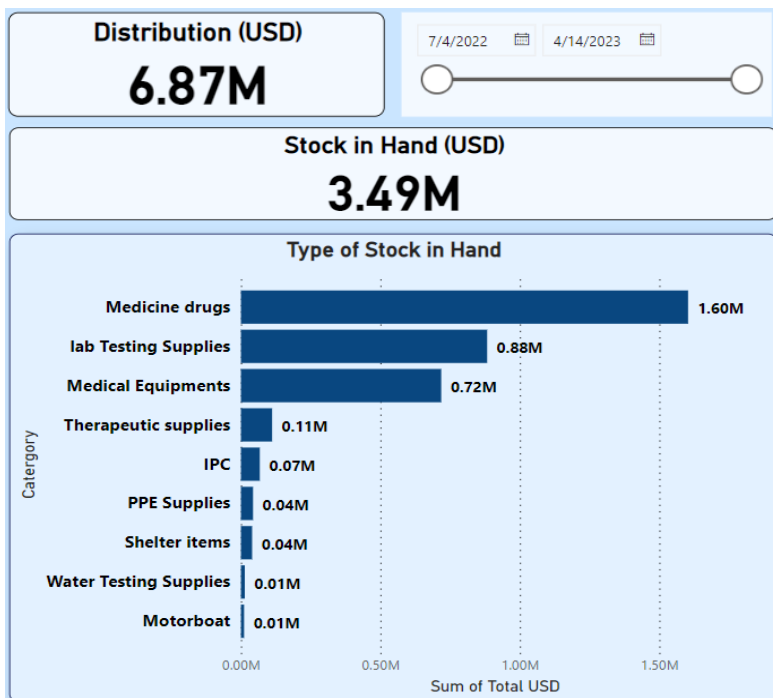


WHO Supported Medical Camp at Golra village Islamabad on 14<sup>th</sup> April 2023.

### WHO's Supported Medical Relief Camps:

- WHO Pakistan in collaboration with the District Health Office Islamabad conducted an integrated health camp in BHU Golra, Islamabad. The health camp offered immunization services, TB screening, MNCH services, and nutrition services. In addition WHO provided free medicines to the patients. This is one of the activities organized to commemorate the World Health Day and the 75th anniversary of WHO.

## WHO support for flood Response (as of 14<sup>th</sup> April 2023).



### Contact Details

**Dr Palitha Mahipala**

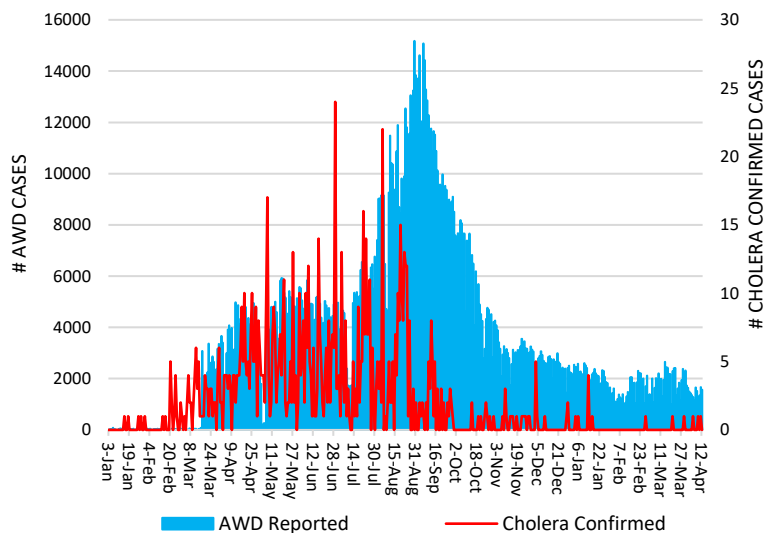
WHO Representative  
WHO Country Office  
Islamabad – Pakistan  
Tel: +92 51 9255183  
Email: mahipalap@who.int

**Dr Michael Lukwiya**

Incident Manager  
WHO Country Office  
Islamabad - Pakistan  
Tel: +92 51 9255184  
Email: lukwiyam@who.int

## AWD/Cholera Situation in Pakistan as of 13<sup>th</sup> April 2023

### Daily AWD & Cholera Confirmed Cases Pakistan (3rd January 2022 till date)

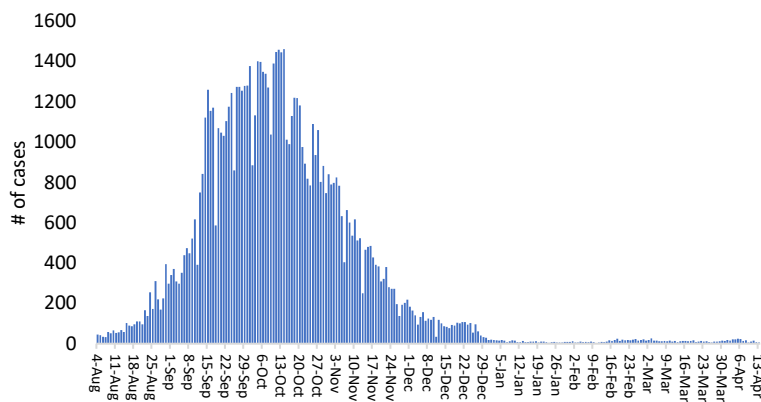


### AWD/Cholera Situation (2022-23)

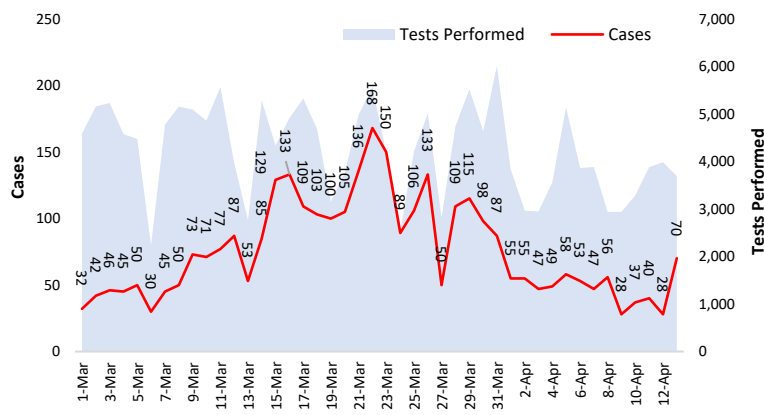
Provinces	Sindh	Balochistan	KP	Punjab	ICT
Cholera tests	19,143	9,044	748	4,669	578
Confirmed cholera cases	465	196	83	246	31
Deaths	00	40	03	00	00

Province	1 <sup>st</sup> Cholera Confirm case	Last Cholera Confirm case	Total Cholera Confirm cases
Punjab	3 <sup>rd</sup> May 2022	27 <sup>th</sup> Sep 2022	246
Balochistan	14 <sup>th</sup> April 2022	5 <sup>th</sup> January 2023	196
KP	18 <sup>th</sup> May 2022	28 <sup>th</sup> Dec 2022	83
Sindh	18 <sup>th</sup> Jan 2022	11 <sup>th</sup> April 2023	465
ICT	17 <sup>th</sup> June 2022	05 <sup>th</sup> Aug 2022	31

## Dengue Fever in Pakistan as of 14<sup>th</sup> April 2023



## COVID-19 status in Pakistan as of 14<sup>th</sup> April 2023



## COVID-19 Situation in Pakistan as of 14<sup>th</sup> April 2023

Provinces	Lab Status				Stable	Hospitalized			Home Isolation	Total Recovered	Total Deaths
	Tested		Positive			Oxygen		On Vent.			
	Last 24hrs	Total (PCR+RA)	Last 24hrs	Total		On low flow	On High flow				
AJK	34	445,381	01	44,434	00	01	00	00	12	43,628	793
Balochistan	39	589,627	00	36,066	00	00	00	00	02	35,686	378
GB	248	374,291	04	12,142	00	00	00	00	60	11,891	191
Islamabad	374	3,039,787	05	140,249	00	00	00	00	53	139,165	1,031
KP	94	5,233,608	09	225,392	00	05	01	00	114	218,896	6,376
Punjab	2,504	12,688,129	19	525,246	01	01	01	02	631	510,987	13,623
Sindh	402	9,253,615	32	596,798	11	03	03	00	863	587,656	8,262
<b>Total</b>	<b>3,695</b>	<b>31,624,438</b>	<b>70</b>	<b>1,580,327</b>	<b>12</b>	<b>10</b>	<b>05</b>	<b>02</b>	<b>1,735</b>	<b>1,547,909</b>	<b>30,654</b>

