



COVID-19 Situation Report February 2023

EPIDEMIOLOGICAL SITUATION

- As of 28 February 2023, the Eastern Mediterranean Region (EMR) has reported 23 259 587 confirmed COVID-19 cases and 349 545 deaths since the start of the pandemic.
- During the reporting period, in comparison with the previous month¹:
 - The number of cases decreased by 26%
 - The number of deaths decreased by 6%
 - The number of conducted tests decreased by 12%
 - 6 countries reported an increase in cases
 - 2 countries reported an increase in deaths
 - 3 countries reported a simultaneous decrease in cases and deaths
- To date, 20 EMR countries have reported the Omicron variant of concern (VOCs) including 19 countries reported BA.1 sub-lineage, 16 countries reported BA.2 sub-lineage, two countries reported BA.3 sub-lineage, nine countries reported BA.4 sub-lineage, and 11 countries reported BA.5 sub-lineage.

SITUATION IN NUMBERS

(as of midnight GMT+2, 28 February 2023)

6
countries reported an increase in the number of cases this month

2
countries reported an increase in the number of deaths this month

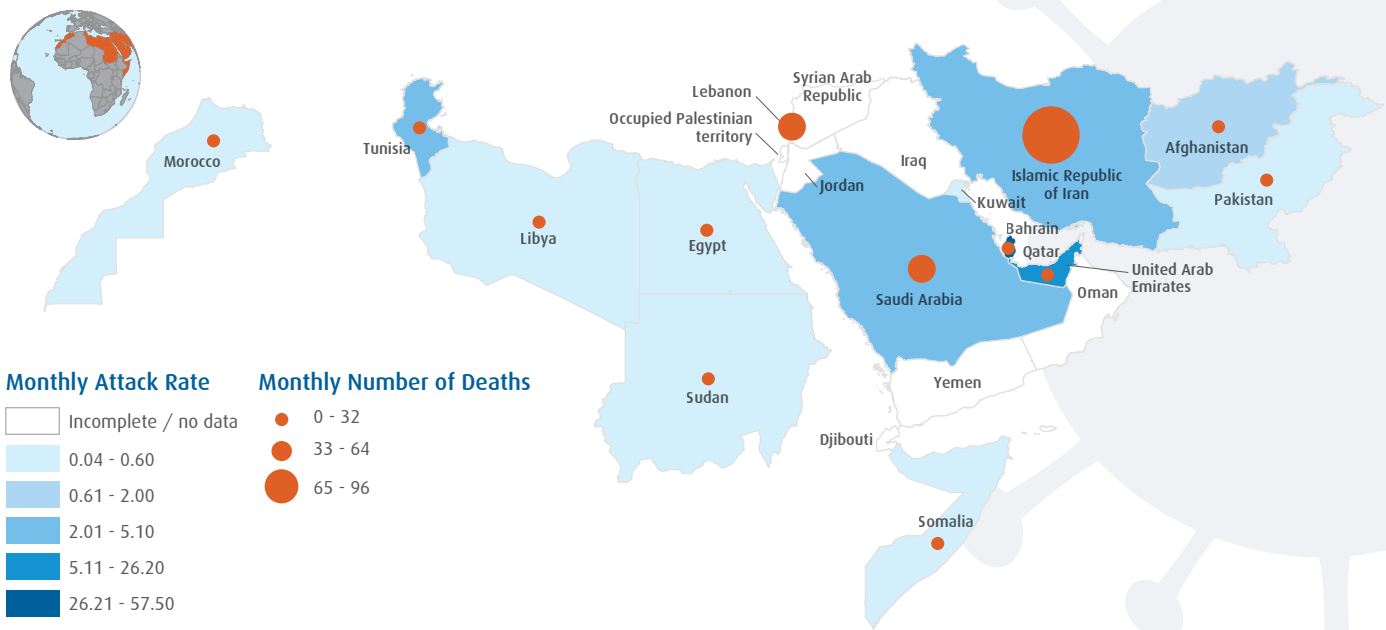
23 259 587
Total laboratory-confirmed cases

349 545
Total reported deaths

445 018 578
Total tests

¹ Among countries having reported updated and complete monthly data. Figures should be interpreted with caution in countries on weekly reporting.
² An increase or decrease is defined here by a monthly change of at least 5%.

Map 1: COVID-19 monthly cumulative incidence rate per 100 000 population and numbers of new deaths per country in the Eastern Mediterranean Region 1-28 February 2023



Map 2: Countries reporting the detection of SARS-CoV-2 variants of concern (VOCs) in the Eastern Mediterranean Region

till 28 February 2023

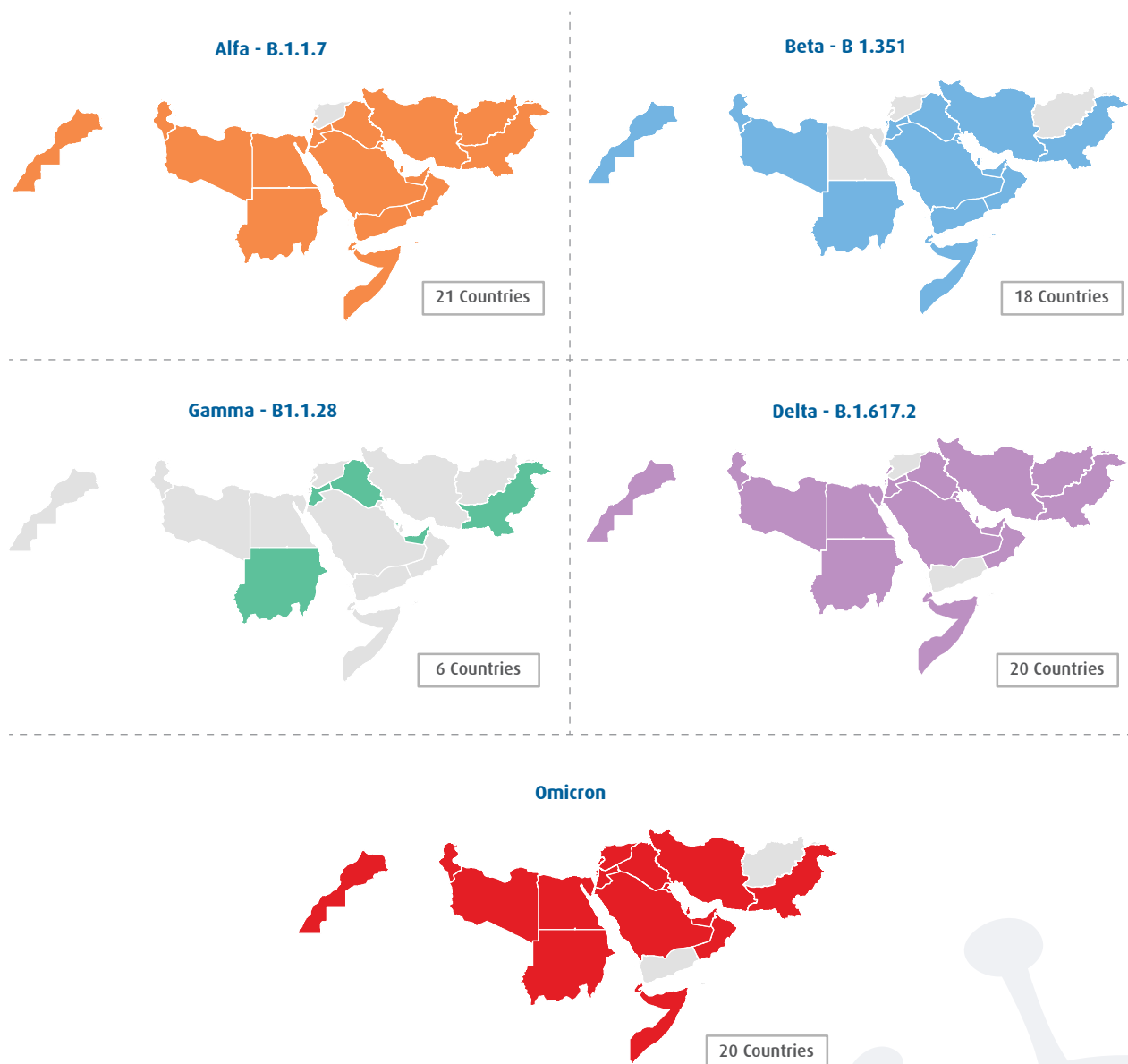


Table 1: Epidemiological situation in the Eastern Mediterranean Region

1-28 February 2023

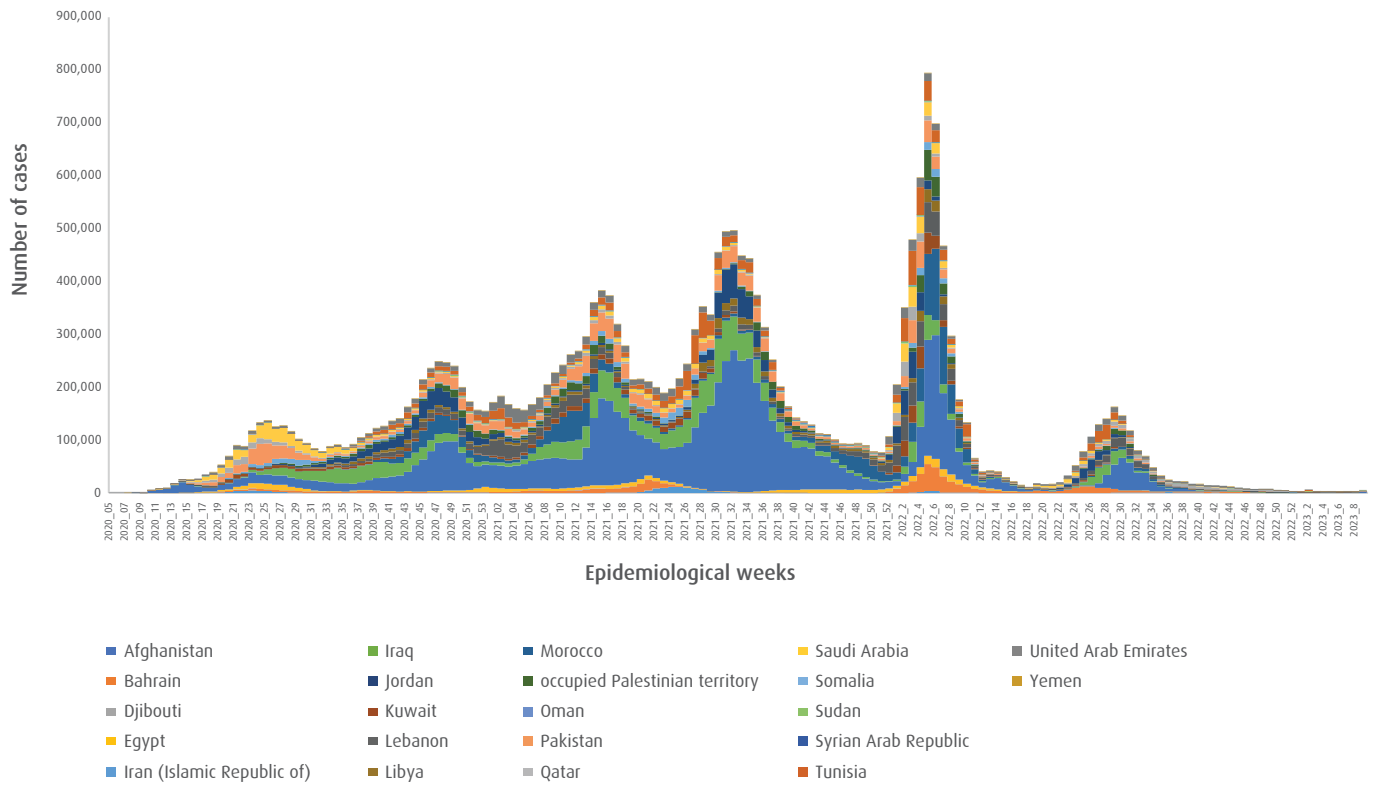
Country	New Confirmed Cases	Total Confirmed Cases	New Deaths	Total Deaths	CFR	Total Recovered	Total Tests ³
Afghanistan	792	209 340	7	7879	3.8%	191 154	1 201 074
Bahrain*		696 614		1536	0.2%	694 159	10 578 766
Djibouti*		15 690		189	1.2%	15 497	319 153
Egypt	124	515 759	6	24 812	4.8%	497 109	12 530 774
Iran (Islamic Republic of)	3556	7 567 906	96	144 845	1.9%	7 339 365	55 279 328
Iraq*		2 465 545		25 375	1.0%	2 439 672	19 550 473
Jordan*		1 746 997		14 122	0.8%	1 731 007	17 201 885
Kuwait*	310	663 456	0	2570	0.4%	660 237	8 455 743
Lebanon	3201	1 231 840	38	10 828	0.9%	1 087 596	10 696 009
Libya*	12	507 174	0	6437	1.3%	500 734	2 538 202
Morocco	214	1 272 454	0	16 296	1.3%	1 256 091	12 983 320
Occupied Palestinian territory*		703 228		5708	0.8%	697 361	3 477 872
Oman*		399 449		4628	1.2%	384 946	3 737 036
Pakistan	686	1 576 998	3	30 643	1.9%	1 545 780	31 427 120
Qatar	1685	494 167	1	687	0.1%	471 629	4 063 664
Saudi Arabia	1516	829 478	40	9614	1.2%	816 729	45 144 125
Somalia*	6	27 324	0	1361	5.0%	13 182	595 895
Sudan	53	63 809	5	5013	7.9%	58 773	478 174
Syrian Arab Republic*		57 423		3163	5.5%	54 260	202 513
Tunisia	606	1 150 962	23	29331	2.5%	1 135 170	5 002 248
United Arab Emirates	2620	1 052 029	1	2349	0.2%	1 035 158	199 225 612
Yemen*		11 945		2159	18.1%	9 124	329 592
Total	15 381	23 259 587	220	349 545	1.5%	22 634 733	445 018 578

* No available data or incomplete data for February 2023

³ Test data is based on data collected by WHO and is affected by the national publishing frequency. Hence, presented figures for some countries may not be up-to-date and the COVID-19 epidemiological situation should therefore be interpreted with caution.

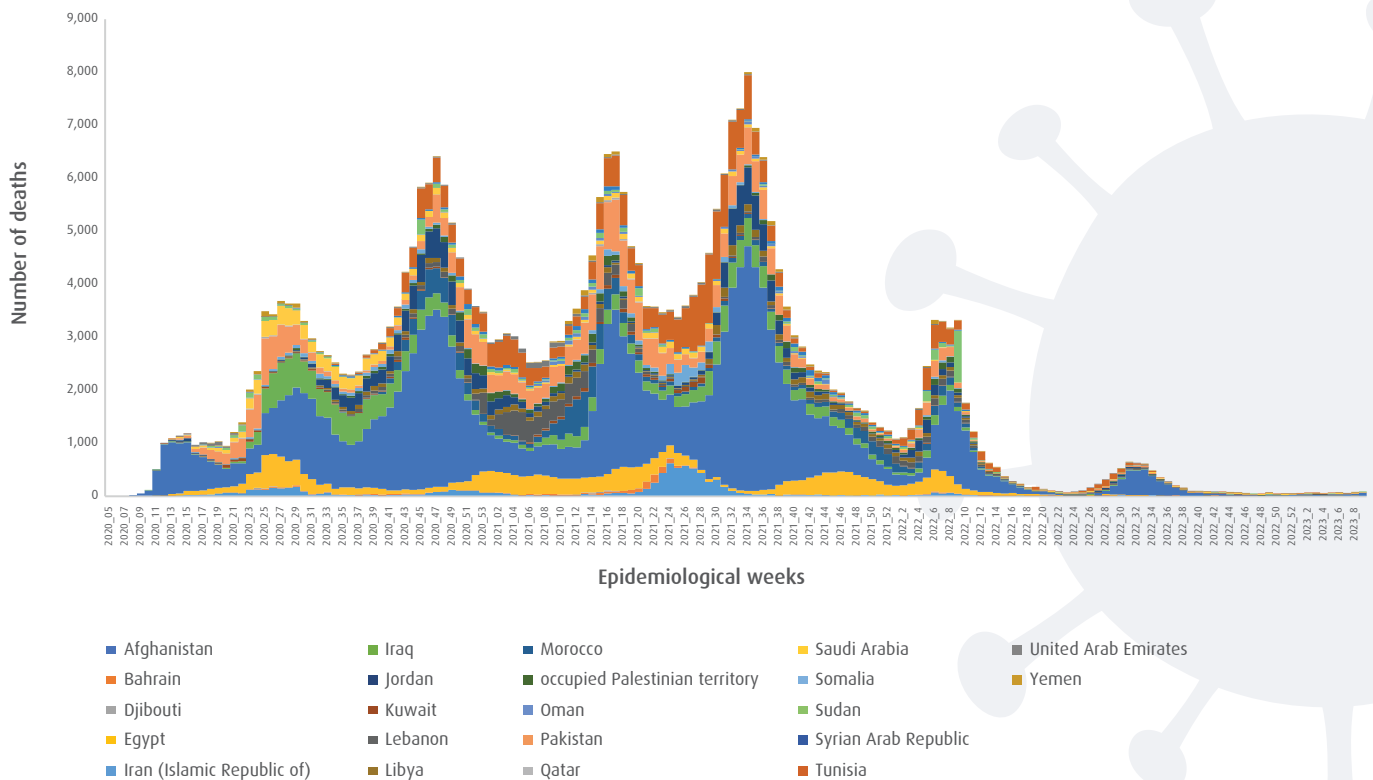
Graph 1: Weekly distribution of COVID-19 cases in the Eastern Mediterranean Region

26 January 2020 – 4 March 2023



Graph 2: Weekly distribution of COVID-19 deaths in the Eastern Mediterranean Region

26 January 2020 – 4 March 2023



REGIONAL RESPONSE HIGHLIGHTS

Operations Support and Logistics

- Dispatched US\$ 667,279.44 in COVID-19 related materials to 10 countries.
-

Infection Prevention and Control (IPC)

- Libya formally endorsed and disseminated the national IPC guidelines, which were developed with the support of the regional team to serve as a practical reference for implementing basic IPC standards and COVID-19 specific IPC measures.
 - Conducted a live session for more than 150 participants from the Global IPC Community of Practice entitled: “Training health and care workers on Infection Prevention and Control.” The session highlighted several innovative IPC education and training strategies to support health and care workers implement IPC measures and respond to infection outbreaks effectively.
-

COVID-19 Vaccine

- Supported countries in resource mobilization primarily through the finalization of the COVID-19 Delivery Support (CDS3) from Gavi, which is mainly focusing on the integration of COVID-19 vaccination with the Expanded Programme on Immunization (EPI) and Primary Health Care (PHC).
- Support COVID-19 vaccination campaign in Sudan, where around 4 million people were vaccinated. In addition, more than 30,000 zero-dose children were vaccinated, and more than 150,000 children were vaccinated with doses of Penta and measles.
- Completed mapping out the integration of COVID-19 into EPI and PHC programs in EMR countries

Regional COVID-19 website:

<http://www.emro.who.int/health-topics/corona-virus/index.html>

For more information, contact emrgonCoV@who.int