Sociodemographic data

- Total population (in millions) : 80.0
- Maternal mortality per 100 000 live births :25
- Life expectancy at birth (years): 75
- Total fertility rate (births per woman) : 1.7
- GNI per capita, PPP (current international US$) :17 430
- Health expenditure, total (% of GDP) : 6.9
- Health expenditure per capita (current US$) : 351
- Human Development Index Value :0.77

HIV care cascade and progress towards 90-90-90

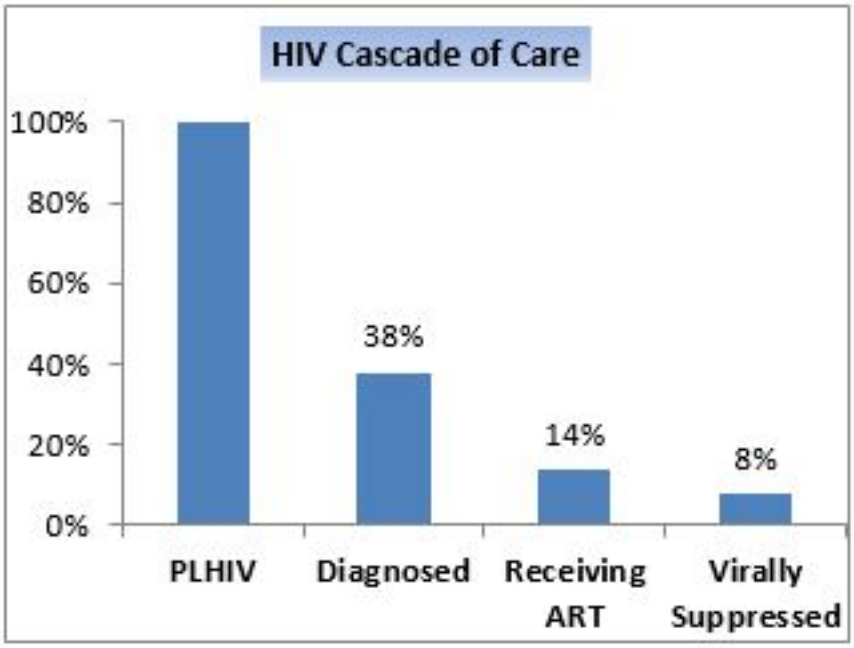

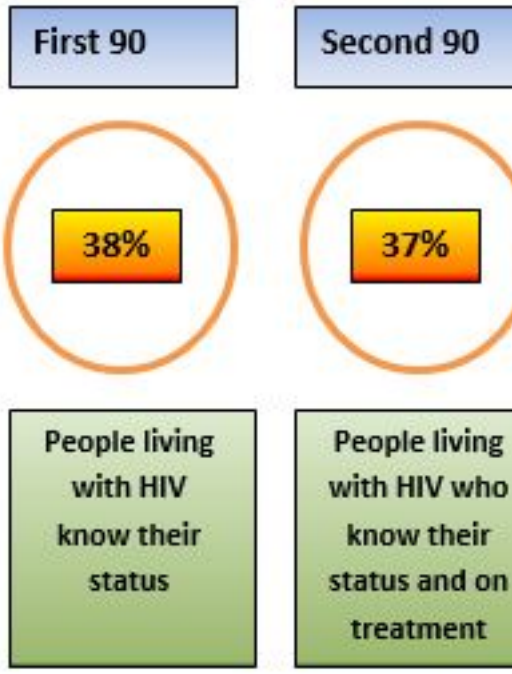

Epidemiological data (2016)
HIV estimates and case notification

HIV prevalence in general population

People living with HIV (PLHIV)

New infections

AIDS-related deaths

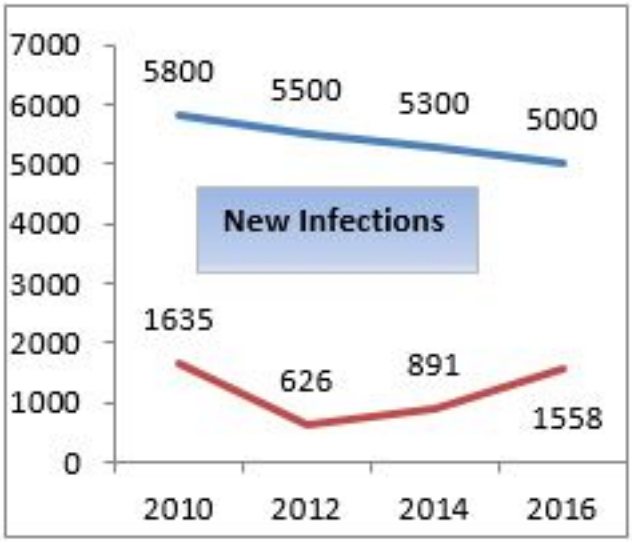

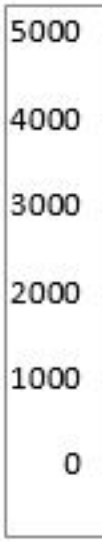

HIV in specific populations

Survey data

Size estimate

Routine testing and VCT data

Key populations

No tested

HIV+ cases (%)

Sex workers (SW)

2.1%

90,000 (2015)

1337 (2014)

2.1%

Men having sex with men (MSM)

359,000 (2012)

People who inject drugs (PWIDs)

250,000 (2013)

2,305 (2015)

9.3%

Prisoners

217,851 (2013)

14,949 (2016)

0.4%

Populations in health settings

TB patients

977 (2015)

0%

Pregnant women

70,926 (2015)

0.1%

Blood donors

2,071,031 (2015)

.004%

Clients of testing services

Response
Policy implementation

Policy CD4 threshold adults and adolescents

CD4 <=500 cells/mm3

Recommended initiation threshold children

< 5 years (as per WHO 2013 guidelines)

Policy of lifelong ART to pregnant & breastfeeding women

Option B+

Implementation of lifelong ART to pregnant & breastfeeding women

Done country-wide

Implementation of national policy on viral load monitoring

Not implemented

HIV testing coverage in key populations *

Data not available.

Antiretroviral therapy and PMTCT coverage

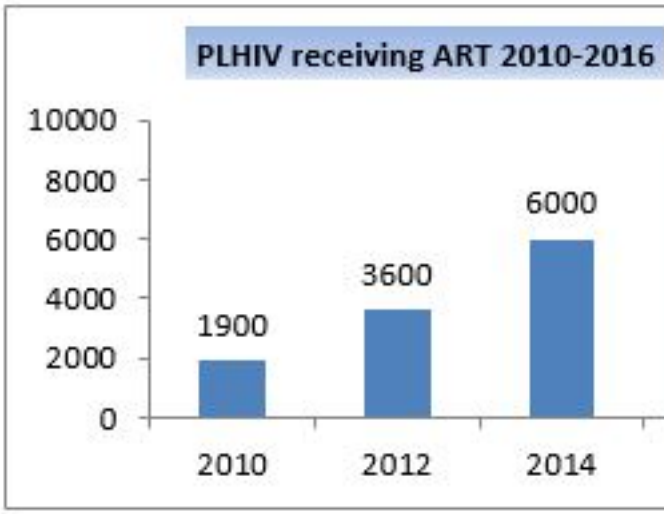

References

[1] http://www.prb.org/pdf16/prb-wpds2016-web-2016.pdf; (2) WHO.EMRO Regional Surveillance Data; (3) WHO/UNAIDS data spectrum 2016; (4) Global AIDS Monitoring (GAM) 2016.*These are approximate estimations based on the latest available data for number of people tested and size estimates.

Wednesday 15th of May 2024 02:31:44 AM