



## Highlights

- ❖ The reporting timeliness of Early Warning and Alert Response System, (EWARS) of Darfur for the current week was 92%.
- ❖ The health service utilization rate in Greater Darfur, for this week, was 1.3 visits/person/year.
- ❖ In week 47, WHO in collaboration with FMOH will conduct training on diseases surveillance, viral haemorrhagic fever and outbreak investigation for health cadre in Kassala and Gedaref state.

## Contents:

<b>I</b>	<b>Darfur</b>	
	<i>I.I Reporting timeliness.....</i>	2
	<i>I.II Population under surveillance.....</i>	2
	<i>I. III Proportionate morbidity and mortality.....</i>	3
	<i>I.IV Weekly incidence of selected endemic disease</i>	3
	<i>I.V Surveillance for Measles.....</i>	4
	<i>I.VI Surveillance for Malaria.....</i>	4
	<i>I.VII Surveillance for Bloody Diarrhoea .....</i>	5
<b>II</b>	<b>East Sudan</b>	5
<b>III</b>	<b>Blue Nile</b>	5

This weekly epidemiological bulletin is published jointly by the FMOH of the Government of Sudan and WHO. This bulletin is built upon surveillance data that are reported, every week, by the health services providers to the Disease Early Warning System of Darfur which presently cover over 90% of IDP settlements in the region. The Weekly Morbidity and Mortality Bulletin (WMMB) provides a snapshot of weekly trend of epidemic prone diseases that are registered in the health facilities serving the IDPs in Darfur and other parts of Sudan as well. The bulletin does not, however, cover health information from areas where no health services are currently offered to the IDPs in Darfur.

### Further information:

FMOH, Sudan: **Dr Magdi Salih Osman:** [mgdosman@yahoo.com](mailto:mgdosman@yahoo.com)

URL: <http://www.fmoh.gov.sd/>

WHO, Sudan: **Dr Nilesh Buddha:** [buddhan@sud.emro.who.int](mailto:buddhan@sud.emro.who.int),

**Dr Khalid Eltahir:** [altahir@sud.emro.who.int](mailto:altahir@sud.emro.who.int);

**Dr Hala Hussein:** [huseinh@sud.emro.who.int](mailto:huseinh@sud.emro.who.int)

URL: <http://www.emro.who.int/sudan>

# I. Darfur

## I. Darfur

### I.I Reporting timeliness

For this week 45 of the year 2008 (1-7 November 2008), 116 of 126 reporting units (92%) of the **Early Warning and Alert Response System (EWARS)** of Darfur have sent their surveillance data on time. The “benchmark” for reporting timeliness of EWARS, in order to periodically monitor the quality of the surveillance performance of EWARS, has been set at 85%. The target this week was achieved.

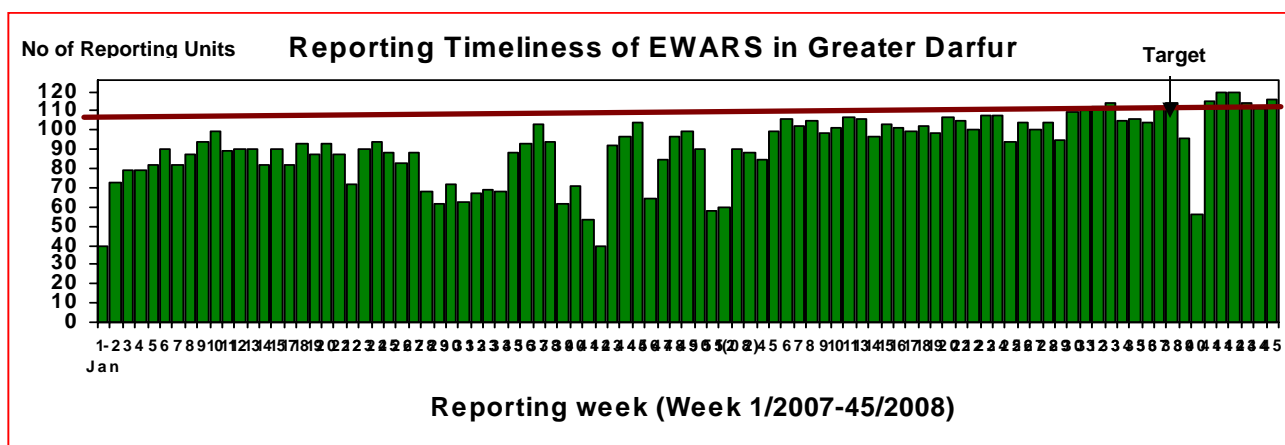


Figure 1. Reporting units, Greater Darfur, Sudan, week 1, 2007 – 45 of 2008

### I.II Population under surveillance and consultations

The total number of **consultations** reported throughout Greater Darfur this week was 45591 (Figure-2) which shows decrease of 12.9% compared to the total consultations reported in the previous week (W 44) (52366). The total number of **population under surveillance** for the current reporting week was 2125957 which also shows decrease of 1% compared with the last week (2148689 reported last week). The health service utilization rate for this week 39 was 1.1 visits/person/year.

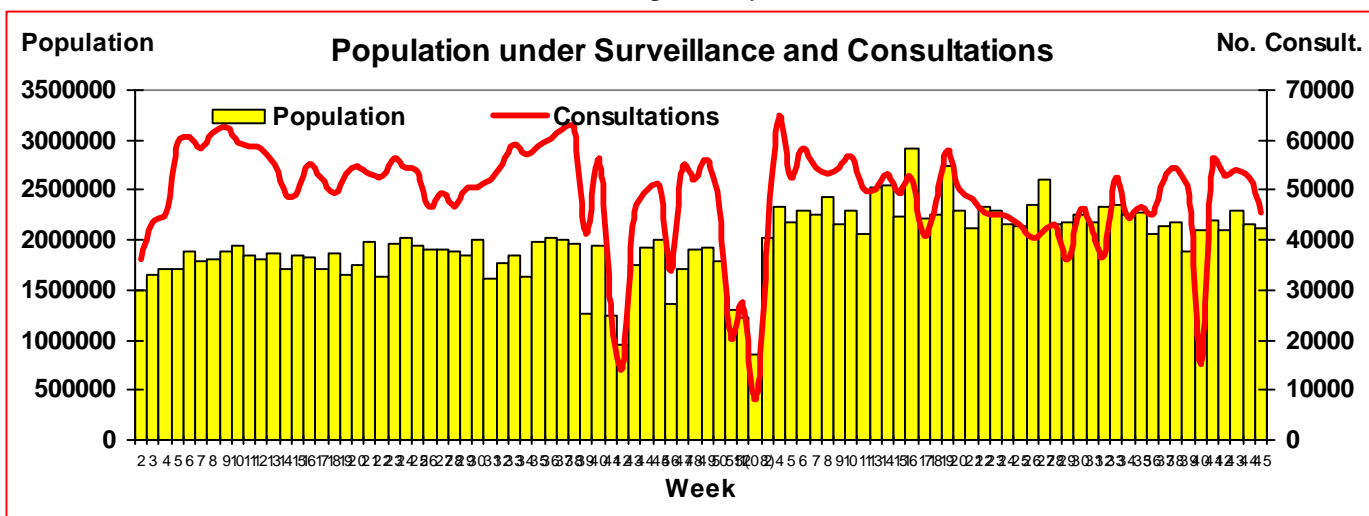
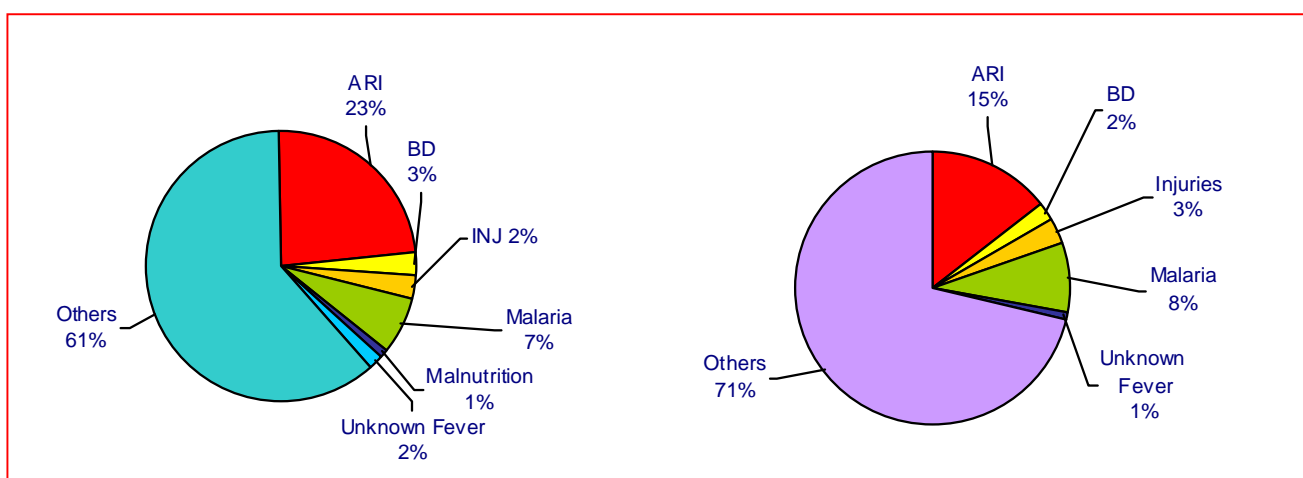


Figure 2. Weekly distribution of population under surveillance and consultations in Greater Darfur, Sudan, Week no 2/2007 to Week no. 45/2008.

### I.III Proportionate morbidity and mortality of reported health events

During this week, a total of 45591 health events under surveillance were reported from Darfur. Of these 15025 health events (33%) were reported in less than 5 year age group while the remaining 30566 health Events (67%) were reported in the above 5 year age group (Fig. 3). In the below 5 year age group, 23% of reported cases were attributed to **Acute Respiratory Tract Infection (ARI)**, **Clinically Diagnosed Malaria** contributed 7% while Bloody Diarrhoea 3 % of all reported cases. By comparison, 15% of reported cases in the above 5 year age group were attributed to **Acute Respiratory Tract Infection (ARI)** followed by **Clinically Diagnosed Malaria** 8%. Then Bloody Diarrhoea 2%.



Cases: Under 5 year age group (n= 15025)

Cases: Above 5 year age group (n=30566)

Figure 3: Proportional morbidity of all reported cases, Greater Darfur, Sudan, week 45, (2008).

During the same period, there were 8 reported deaths in all age groups. 1 death was due to unknown fever, 1 due to ARI and 6 due to other causes.

### I.IV Weekly incidence rate of selected endemic diseases

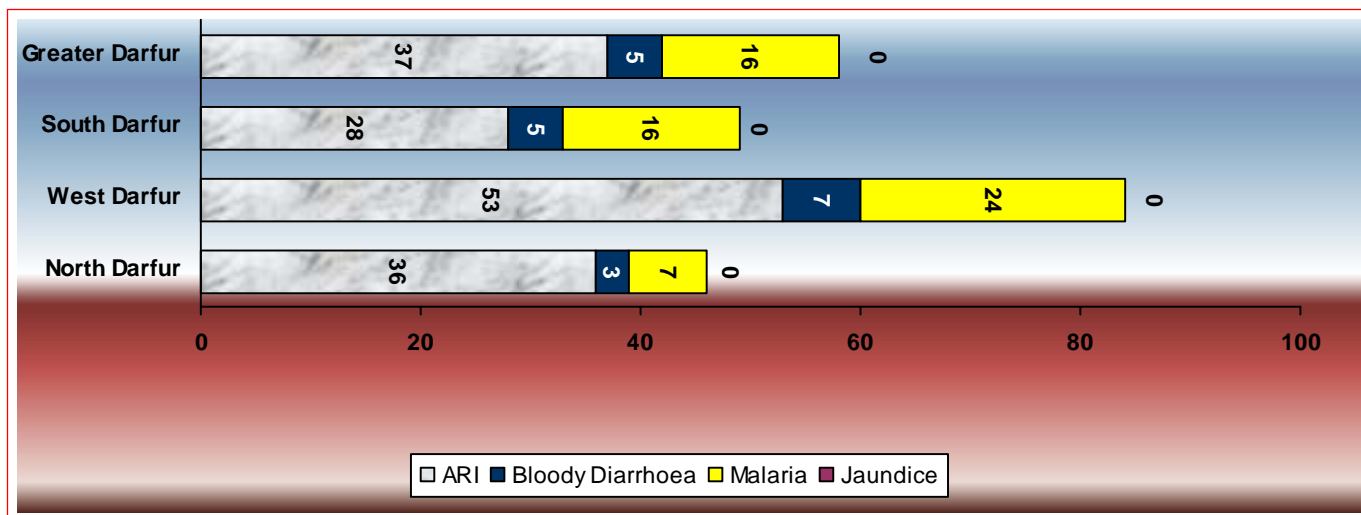
During this week, the case load of selected endemic diseases was usual given the seasonality of these diseases reported earlier from Greater Darfur. West Darfur this week reported the highest incidence rate of ARI, Bloody Diarrhoea and Malaria.

Table-1: Cases and weekly incidence rate of selected endemic diseases reported from Darfur (Epidemiological week 45, 2008)

Diseases	North Darfur		West Darfur		South Darfur	
	Cases	IR (cases/10,000)	Cases	IR (cases/10,000)	Cases	IR (cases/10,000)
Acute Respiratory Infection	1959	36	3490	53	2585	28
Bloody Diarrhea	143	3	475	7	461	5

Clinically Diagnosed Malaria	371	7	1638	24	1453	16
Acute Jaundice Syndrome	1	0	17	0	17	0

Figure 4: Reported weekly incidence rate of selected communicable diseases, Sudan 1-7 November, 2008.



### I.V Surveillance for Measles

From week 15/2005 up to date, the EWARS has notified **701** clinically diagnosed measles cases from Greater Darfur with 4 deaths. During the current week there were 5 (4 cases in West Darfur and 1 in North Darfur) reported cases with no death.

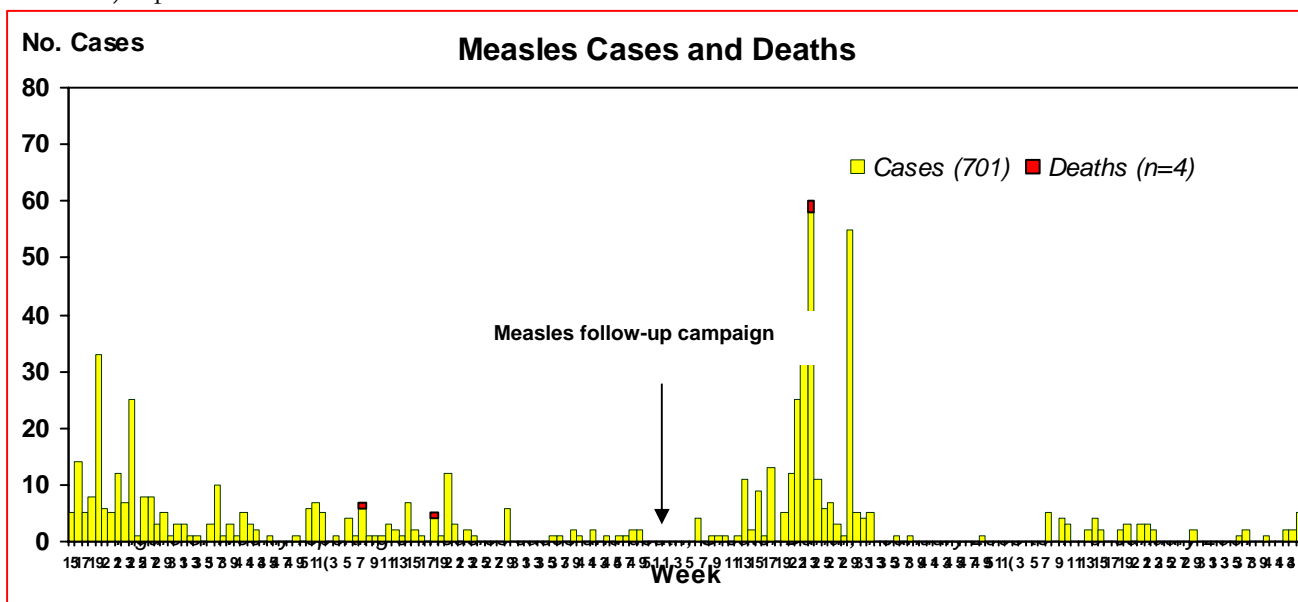


Figure 5. Weekly reporting of measles cases and death, Greater Darfur, week15/ 2005 to week 45/2008

### I.VI Surveillance for Malaria

With the preparedness of high risk season for malaria in Darfur, epidemiological surveillance for malaria has been enhanced throughout Greater Darfur. The weekly attack rate of malaria for the current epidemiological

week was observed to be **1.6 cases per 1000** (Figure 6) which is lower than mean attack rate of previous week (**1.8**), but lower as compared with 2007 & 2006 which was (3, 3.3 respectively).

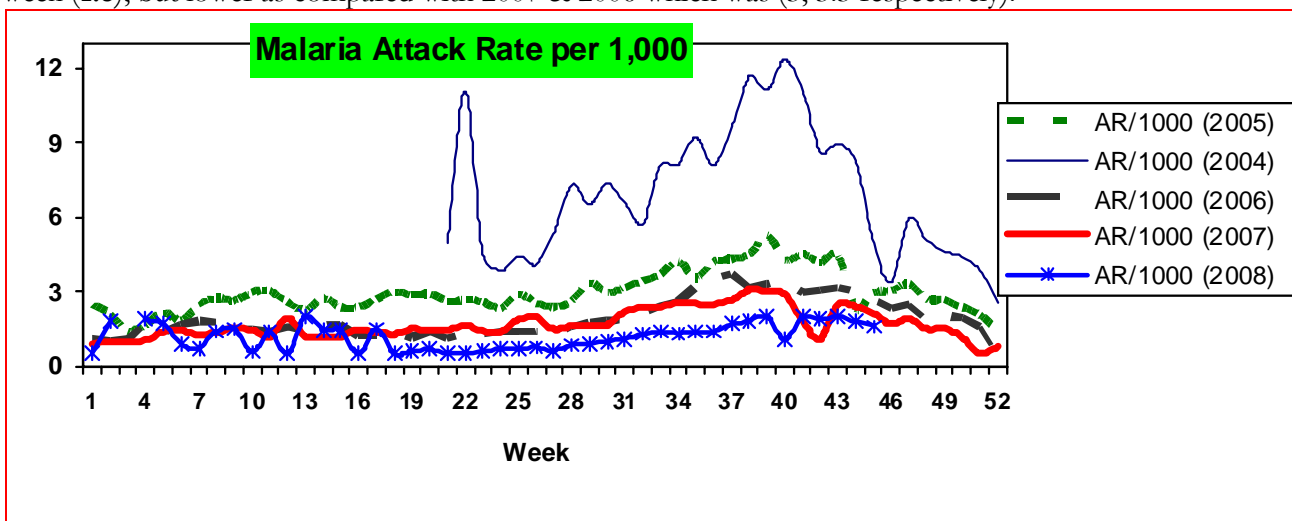


Figure 6: Comparison of current attack rate of Malaria with historical value, Greater Darfur, Sudan

### I.VII Surveillance for Bloody Diarrhoea

The attack rate of bloody diarrhoea, observed during the current week, was **5 cases per 10,000** which is lower than the mean attack rate in 2005, 2006 and 2007 (Figure-7). The mean attack rate for 2005, 2006 and 2007 was 11.9, 13 and 10 cases per 10,000 respectively.

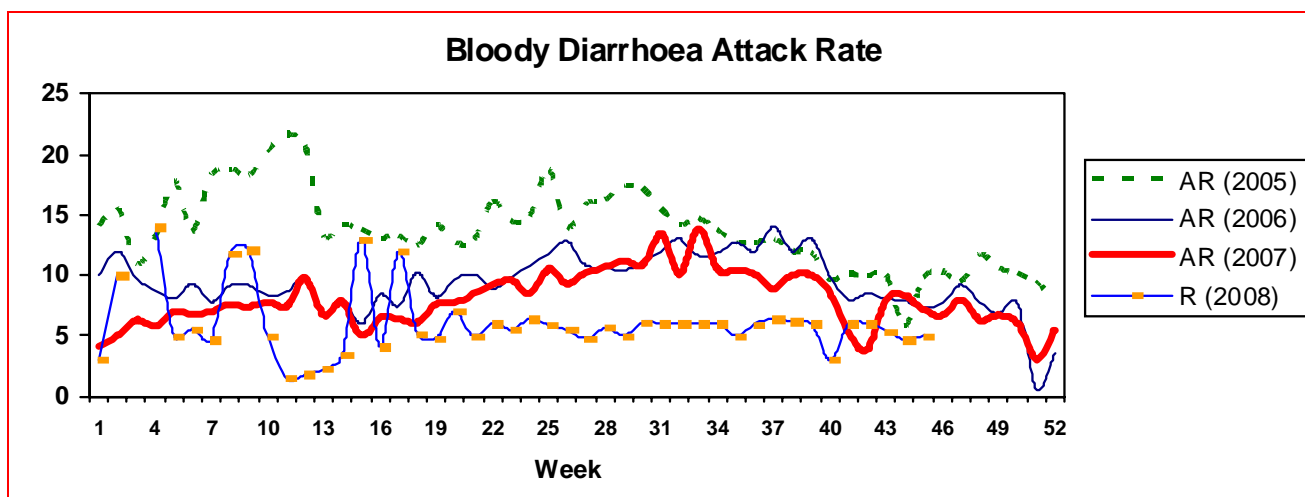


Figure 7: Comparison of current attack rate of Bloody Diarrhoea with historical value, Greater Darfur, Sudan

## II. East Sudan

WHO in collaboration with FMoH will conduct training on communicable diseases surveillance, viral haemorrhagic fever and outbreak investigation for health cadre in Kassala and Gedaref. This training is planned to take place in the last week of November and first week of December 2008.

## III. Blue Nile

### Outbreak of AWD:

Since the first week of September 2008 till 2<sup>nd</sup> of November 2008, total cases are 129, with 12 deaths (CFR: 9.3%) the outbreak is under control.