

Date: 17<sup>th</sup> July 2007

## Health Resources Assessment of WEST Darfur State

### Highlights:

This report highlights the following:

- Available health resources on admin unit level, in terms of:
  - **Number;** *(Total no. of HFs = 179)*
  - **Types;** *Rural Hospital, PHCC, PHCU, Mobile Clinic*
  - Functionality of the health facilities; *Functioning, Not Functioning, Planned, Under Rehabilitation*
  - Number of **consultations**, attendance, and deaths per HF
  - Supporting **agencies;** *NGO, SMOH*
  - Available **services provided;** *RH, EPI, Short stay, OPD, Nutrition, IMCI, ORT, Other*
  - **Medical staff;** *MO, MA, Nurse, MW, PHO, CHW, Other*
- Gap analysis of the available health facilities against the minimum standards to be attained in disaster situation (as standards of the PHC services along with the Sphere standards).

### Standards of PHC services:

The table below shows the standards of PHC services that should be available per health facility, against standard number of population;

HF	Population	Services Provided / Description
<b>PHC Unit</b>	<b>10,000</b>	<ul style="list-style-type: none"> <li>▪ First level outpatient service</li> <li>▪ ORT, Dressing</li> <li>▪ Vaccination</li> <li>▪ Data collection</li> </ul>
<b>Primary Health Care Center (PHCC)</b>	<b>50,000</b>	<ul style="list-style-type: none"> <li>▪ Basic health unit services</li> <li>▪ Family planning</li> <li>▪ Short stay services</li> <li>▪ Essential lab. Services</li> <li>▪ X-Ray services</li> <li>▪ Provision of the essential drug list for the HC</li> <li>▪ Supervision on BHU activities</li> </ul>
<b>Rural Hospital</b>	<b>100,000</b>	<ul style="list-style-type: none"> <li>▪ Management of emergencies including EOC, severe malnutrition and TF</li> <li>▪ Essential lab services + Blood grouping</li> <li>▪ Dental and ophthalmology services</li> <li>▪ Provision of the essential drug list for the RH</li> <li>▪ Supervision on HC activities</li> </ul>

**Table 1: Distribution of HFs, consultations, supporting Agencies, and Medical Staff:**

Locality	Admin. Unit	Population		Village / Health Facility Name	Health Facility Type *	Status **	No. of Consultations		No. of Deaths		Agency	Medical staff ***							
		Total	IDPs				< 5 yrs	≥ 5 yrs	< 5 yrs	≥ 5 yrs		MO	MA	Nurse	MW	PHO	CHW	Other	
Al Geneina	Al Geneina Town	128252	0	Al Namosagi	PHCC	F	370	1235	Not Available		HI	2	3	5	2	0	7	10	
				Ardamata	PHCC	F	234	564			HI	1	2	3	3	0	5	8	
				Um Dewien	PHCC	F	45	138			HI	1	1	2	2	0	2	3	
				Al Maglis	PHCC	F	153	269			HI	1	1	3	2	0	3	5	
				Al Jabal	PHCC	F	379	987			IMC	1	1	2	2	1	3	3	
	Al Geneina	14098	14098	Abu Zer	PHCU	F	1045	1636			SIMA,SCUS	1	1	1	1	1	8	3	
				Ardamata	PHCU	NF							SIMA	1	0	1	1	0	1
		35040	35040			PHCC	F	1453	1900	0	0	MEDAIR	1	2	4	3	1	7	4
						PHCU	F					SIMA	1	1	1	1	0	1	2
		21908	21908	Kerindgang 1	PHCU	F					SIMA	0	1	1	2	0	0	0	2
					PHCU	F	2403	2447			SCUS	1	2	2	3	1	3	3	
					PHCC	F			0	0	IRW	1	2	2	2	1	6	4	
		9212	9212	Kerindgang 2	PHCC	F					IRW	1	2	2	2	1	6	4	
		8032	9032	Durti	PHCU	F	612	974	0	0	SIMA	1	1	1	1	1	0	2	
		20072	20072	Al Ryad	PHCC	F					SIMA	1	1	2	2	1	2	3	
					PHCU	F	3270	4744			IMC	1	2	2	2	1	7	5	
					PHCU	F					CAM	1	2	2	1	1	2	2	
					PHCU	F			0	0	IARA	0	1	1	1	0	1	1	
		3933	3933	Medina El Hugag	PHCU	F	732	1313	0	0	SIMA	1	1	1	2	1	1	2	
		1771	1771	Al Gamma	PHCU	F					SIMA	1	1	1	2	0	1	3	
		6000	0	Grindi	Mob-Clinic	NF					CAM	0	0	0	0	0	0	0	
				Dar Elsalam	PHCU	F					SCUS	0	1	0	2	0	2	3	
		10048	10048	Sultan house	PHCU	plan					SMOH	0	0	0	0	0	0	0	
		2512	0	Gurf Elahamar	PHCU	plan					SMOH	0	0	0	0	0	0	0	
		7780	0	Kangog/Konko	PHCU	plan					SMOH	0	0	0	0	0	0	0	
	4139	0	Kirkir	PHCU	plan					SMOH	0	0	0	0	0	0	0		
	2041	0	Tilaihya	PHCU	plan					SMOH	0	0	0	0	0	0	0		
891	0	Korti	PHCU	plan					SMOH	0	0	0	0	0	0	0			
4108	0	Arbokni	PHCU	plan					SMOH	0	0	0	0	0	0	0			
1875	0	Dorti Marareet	PHCU	plan					SMOH	0	0	0	0	0	0	0			
1007	0	Dorti Falata	PHCU	plan					SMOH	0	0	0	0	0	0	0			
1632	0	Tandicraw	PHCU	plan					SMOH	0	0	0	0	0	0	0			
2504	0	Um Sabaiga	PHCU	plan					SMOH	0	0	0	0	0	0	0			

		3241	0	Deliaba	PHCU	plan					SMOH	0	0	0	0	0	0	
				Thandukro	PHCU	F					SIMA	0	1	0	2	0	1	2
		9302	0	Ogura	PHCU	plan					SMOH	0	0	0	0	0	0	0
		3930	0	Jabal	PHCU	plan					SMOH	0	0	0	0	0	0	0
	2964	0	Moli	PHCU	F					SIMA	0	1	0	2	0	1	2	
	Kerenik	25022	23020	Kerenik	PHCC	F	1135	712	0	0	SCUS	2	2	1	1	0	10	18
		31713	24753	Um Tagouk	PHCU	F	128	177	0	1	WR	1	1	1	2	1	1	4
		23006	2406	Azerni	PHCU	F	890	688	0	0	IARA	0	1	1	2	0	2	2
					PHCU	F					SMOH	0	1	1	1	0	2	6
		2000	0	Mazroup	Mob-Clinic	F					CAM	0	1	1	1	0	2	1
		3,312	1572	Sanidadi	PHCU	F					WR	0	1	1	2	0	2	4
		4853	0	Hajar Tama	PHCU	NF					MEDAIR	0	0	1	1	0	1	2
		1368	0	Um Haraza	PHCU	plan					SMOH	0	0	0	0	0	0	0
		2363	0	Warada	PHCU	plan					SMOH	0	0	0	0	0	0	0
		4292	0	Mukshasha	PHCU	plan					SMOH	0	0	0	0	0	0	0
		2430	0	Gemeza/Sanidadi	PHCU	plan					SMOH	0	0	0	0	0	0	0
	Morni	37642	4697	Morni	RH	F	2676	2817	0	0	SMOH	2	3	10	4	0	4	6
					PHCU	F					IARA,SCUS, CONCERN	0	1	1	2	0	2	2
					PHCU	F						2	2	3	7	1	20	16
		7840	5175	Sissi	PHCU	F	271	727	0	0	MEDAIR	0	1	1	2	0	3	5
		6781	0	Ganderni	PHCU	F	514	730	0	0	MEDAIR	0	0	1	1	0	1	4
		4291	0	Romalia	PHCU	F					MEDAIR	0	1	0	2	0	2	4
	Masteri	11622	0	Mestri A	PHCC	F	1247	2684	0	0	MEDAIR,TEA RFUND	0	2	1	6	0	3	4
		6000	6000	Mestri B	PHCU	F					MEDAIR,TEA RFUND	0	1	0	2	0	1	5
	Aesh Barra	6500	3500	Tandulti	PHCU	F	253	441	0	0	MEDAIR	0	0	1	2	0	2	4
		5000	5000	Goker	PHCU	F					SIMA	0	1	1	2	0	1	2
		20370	0	GEILO	PHCU	F					CAM	0	1	1	1	0	1	6
		4000	0	WARAH	Mob-Clinic	F					CAM	0	1	1	1	0	1	2
		6000	0	ORTEIG	PHCU	F					CAM	0	1	1	2	0	1	3
		2347	0	KUTA	Mob-Clinic	NF					CAM	0	2	1	2	0	2	2
		5500	0	BORI	Mob-Clinic	NF					CAM	0	0	0	0	0	0	0
		20000	0	ABU BARMIL	Mob-Clinic	NF					CAM	0	0	0	0	0	0	0
7000		0	ASONGA	PHCU	F					SMOH	0	1	1	2	0	1	3	
Kulbus	2361	2361	Kulbus	RH	F	1100	76	0	2	SMOH	2	2	10	4	0	3	10	
				PHCC	F	1249	3833	0	4	SMOH	2	2	2	2	0	2	3	
	0	0	Rijil Mur	PHCU	NF					MEDAIR	0	0	1	1	0	2	2	
	1702	1702	Batro	PHCU	F					COSV,SMOH	0	0	1	1	0	1	3	

		1000	1000	Haj Assal	PHCU	F					COSV,SMOH	0	1	1	1	0	2	3	
		3389	3389	Helailat	PHCU	F					COSV,SMOH, CONCERN	0	1	0	0	0	4	2	
		1388	1388	Rhad robot	PHCU	F					COSV,SMOH	0	0	0	1	0	4	3	
		1450	1450	Hajel Leban	PHCU	F					COSV,SMOH	0	0	0	0	0	2	3	
		0	0	Goz Deiga	PHCU	F					COSV,SMOH	0	0	0	1	0	3	2	
		2106	2106	Dehouch	PHCU	F					COSV,SMOH	0	0	1	1	0	2	4	
		2964	2964	Arwa	PHCU	F					COSV,SMOH	0	0	0	1	0	2	3	
		0	0	Tanjakei	PHCU	F					CAM	0	1	0	1	0	2	2	
		0	0	MASTURA	PHCU	F					COSV,SMOH	0	0	0	0	0	2	1	
		0	0	Wadi Bardi	PHCU	F					COSV,SMOH, CONCERN	0	0	0	1	0	2	2	
	0	0	Lambo	PHCU	F					COSV,SMOH	0	0	0	1	0				
	Seleia	8132	8132	Seleia	PHCC	F	601	1422	0	6	MSFCH,CON CERN	0	1	2	3	1	2	5	
		3506	3506	Hegeilega	PHCU	F					CONCERN	0	1	1	1	0	2	3	
		4692	4692	Aro Sharow	PHCU	F					CONCERN	0	1	1	2	0	2	3	
		5701	5701	Salia	PHCU	plan					SMOH	0	0	0	0	0	0	0	
		0	0	Village srounding	PHCU	plan					SMOH	0	0	0	0	0	0	0	
		0	0	Jabal Moon	PHCU	plan					SMOH	0	0	0	0	0	0	0	
	Sirba	7288	7,288	Sirba	PHCC	F	1206	1461	0	0	MEDAIR	0	1	1	4	0	2	4	
		2813	2,813	Bir Degeeg	PHCU	F					MEDAIR	0	0	1	2	0	1	3	
		6044	6,044	Abu Suroj	PHCU	F	544	313	0	0	MEDAIR	0	1	1	2	0	1	2	
		2971	2,971	Seraf Jidad	PHCU	F					CAM	0	1	1	1	0	2	2	
		8389	8389	Kondabay	PHCU	NF	0	0			MEDAIR	0	0	1	1	0	1	3	
		4000	4000	Kuma	PHCU	NF	0	0			MEDAIR	0	0	1	2	0	2	4	
		12552	12552	Zeina	Mob-Clinic	F					CAM	0	1	1	1	0	1	1	
		4200	4200	El Ferdouse	Mob-Clinic	F					CAM	0	0	1	1	0	1	1	
		0	0	Condebi nomade	PHCU	plan					SMOH	0	0	0	0	0	0	0	
		0	0	BURI	PHCU	plan					SMOH	0	0	0	0	0	0	0	
	0	0	BURI nomade	PHCU	plan					SMOH	0	0	0	0	0	0	0		
	Habiba	Habiba	26433	26,433	Habiba	PHCC	F	2087	2506			MSFCH	2	2	5	3	2	5	4
						PHCC	F			0	0	SCUS	2	2	3	4	0	1	12
4480		4480	Tawang	PHCU	F					SCUS	0	1	1	2	0	2	4		
3436		3436	Gobi	PHCU	F					SCUS	0	1	0	1	0	1	2		
0		0	Mangarsa	PHCU	NF					SMOH	0	0	0	0	0	0	0		
1204		1204	Sawani	PHCU	UR					SMOH	0	0	0	0	0	0	0		
3538		3538	Nor Alhuda	PHCU	NF					SMOH	0	0	0	0	0	0	0		
1332		1332	Abu Dahyia	PHCU	NF					SMOH	0	0	0	0	0	0	0		

		3643	3643	Tundosa	PHCU	NF						SMOH	0	0	0	0	0	0					
	Beida	23706	20429	Beida	PHCC	F	339	832	3	0		MEDAIR,TEA RFUND	0	1	0	2	0	2	5				
		13489	5845	Arara	PHCC	F	1007	2431	0	0		MEDAIR,TEA RFUND	0	1	1	2	0	2	4				
		12882	3327	Kongo Haraza	PHCC	F	391	339	1	0		MEDAIR,TEA RFUND	0	1	1	3	0	2	4				
	For Baranga	42262	33334	Forabranga	RH	F	2293	2716				SMOH	4	2	12	11	0	2	12				
				Locality	PHCU	F					SCUS	2	1	0	1	0	2	2					
		12174	3724	Gemeiza A	PHCU	F								SCUS	0	1	1	8	1	6	4		
		1750	0	Gemieza B	PHCU	F								SCUS	0	0	1	2	0	2	2		
		10024	2794	Rohal Bukhar	PHCU	F								SCUS	0	1	2	4	1	7	3		
		1,000	0	Hajar Bagar	PHCU	F					0	0		SCUS	0	1	1	4	1	8	8		
		3733	0	Sala lor	PHCU	plan								SMOH	0	0	0	0	0	0	0		
		1175	50	Tamar	PHCU	plan								SMOH	0	0	0	0	0	0	0		
		300	0	Sunta	PHCU	plan								SMOH	0	0	0	0	0	0	0		
		1532	0	Masmagei	PHCU	plan								SMOH	0	0	0	0	0	0	0		
Zalingi		Zalingi	0	0	Zalingi TOWN	RH			F	1334	7006	3	16		SMOH	9	27	149	9	0	0	81	
	37985		37985	Hamidia	PHCC	F	6587	7661	0	2		IMC	2	1	2	5	0	3	17				
					PHCU	F						IMC	1	1	3	3	0	7	7				
					PHCU	F						NCA	1	2	0	2	0	1	5				
					PHCU	F						SUDO	1	1	2	1	0	2	4				
	30939		30939	Hasahisa	PHCC	F						NCA	1	2	1	3	0	1	3				
					PHCU	F						NCA	0	1	1	3	0	5	8				
	6209		6209	Shabab	PHCU	F						MSFF	2	4	4	3	0	9	7				
	11410		11410	Khamsa Dagaig	PHCU	F						NCA	1	1	0	1	0	1	3				
	4262		4262	Tyba	PHCU	F						SMOH	0	1	2	2	0	0	3				
	Terej		3206	255	Terej	Mob-Clinic					F						IMC	0	0	1	1	0	2
		18951	0	Urokom	Mob-Clinic	F										IMC	0	2	2	2	0	4	6
				Karty	Mob-Clinic	F						IMC	0	0	1	2	0	2	2				
	Azoom	21447	0	Azoom	PHCU	F						MEDAIR	0	1	0	2	0	1	7				
		1700	0	Nor Elsalam	Mob-Clinic	F						MEDAIR	0	0	0	0	0	0	0				
		9000	9000	Door Shari	PHCU	NF						MEDAIR	0	0	0	0	0	0	0				
		14834	0	Um Shalaja	PHCU	F						MEDAIR	0	1	1	4	0	3	4				
		3500	3500	Um Shalaja rfooges	PHCU	F						MEDAIR	0	1	1	2	0	3	2				
	Abaata	8500	3000	Abaata	PHCU	plan						SMOH	0	0	0	0	0	0	0				
		2312	0	Kutiri	PHCU	plan						SMOH	0	0	0	0	0	0	0				
2231		0	Danuj	Mob-Clinic	F						IMC	0	0	0	1	0	1	2					
			Garsilla town	RH	F						SMOH	3	4	35	7	0	5	43					

Wadi Salih	Garsilla	29793	29,793	Garsilla	PHCU	F	1027	1096	0	1	NCA	1	1	2	2	1	4	5
		0	0	conge damras	PHCU	plan						SMOH	0	0	0	0	0	0
	Bindisi	12928	12,928	Bindisi	PHCU	F	765	1482	0	1	SMOH	1	1	3	2	0	1	4
	Deleig	20825	20825	Deleig	PHCC	F	1286	895	0	0	IMC	2	2	4	5	0	5	6
		0	0	Beija Village	Mob-Clinic	F					IMC	1	0	1	1	0	1	2
		0	0	Ordi Village	Mob-Clinic	F					IMC	0	1	0	1	0	1	2
		0	0	Waro Village	Mob-Clinic	F					IMC	0	1	1	1	0	1	2
	Umkhar	10000	10,000	Umkar	PHCC	F	671	705	0	0	IMC	1	1	2	2	0	2	3
		0	0	Amar Jedid	PHCU	F					IMC	0	1	1	1	0	1	2
		0	0	Kolnyi	PHCU	F					IMC	1	1	1	2	0	1	3
0		0	Krdul	Mob-Clinic	F					IMC	0	1	1	1	0	2	3	
Tanako	6895	6895	Anjokotti	PHCU	F					SMOH	0	1	1	2	0	1	8	
Jabal Marra	Gulu	62060	62,060	Gulu	PHCU	F					SMOH	0	1	1	3	0	1	2
		18725	18,725	DAYA	PHCU	plan					SMOH	0	0	0	0	0	0	0
	Rokero	19660	19660	Rokero	PHCU	F					SMOH	0	1	0	5	0	1	2
	Nertiti	27000	27000	Nertiti	PHCC	F	1281	1673	0	0	MSFF	2	5	2	4	1	0	7
		0			PHCC	F					SUDO	1	1	2	2	0	0	5
		24087	24087	Tour	PHCU	F					SMOH	0	0	1	0	0	3	2
		0	0	Baldong	PHCU	plan					SMOH	0	0	0	0	0	0	0
	9420	9420	Saga	PHCU	plan					SMOH	0	0	0	0	0	0	0	
	Gildo	15182	15182	Gildo	PHCU	F					SMOH	0	1	0	2	1	1	2
		0	0	Gorno	PHCU	F					SMOH	0	0	0	0	0	1	2
		0	0	Katti	PHCU	F					SMOH	0	0	0	0	0	2	1
		0	0	Kurifal	PHCU	F					SMOH	0	0	0	0	0	2	1
	Mukjar	Mukjar	16500		Mukjar	PHCC	F	1350	1461	0	0	IMC	1	1	1	3	0	18
4945				Kubuk	Mob-Clinic	F					IMC	0	1	1	2	0	2	2
				Sandol	Mob-Clinic	F					MSFG,SRCS	1	1	1	1	1	1	1
				Westani	Mob-Clinic	F					MSFG,SRCS	1	0	0	1	0	1	1
Um Dukhon		45451	37361	Um Dukhon	PHCC	F	1221	2011	8	3	IMC	1	1	2	3	0	10	4
		7300	0	Juguma	PHCU	plan					SMOH	0	0	0	0	0	0	0
Artala		7599	0	Artala	PHCU	plan					SMOH	0	0	0	0	0	0	0

**Note:**

HF Type\*: RH= Rural Hospital, PHCC = Primary Health Care Centre, PHCU = Primary Health Care Unit

Status\*\*: F = Functional; NF = Not Functional; Plan = Planned; RH = Under Rehabilitation

Medical Staff\*\*\*: MO = Medical Officer; MA = Medical Assistant; MW = Mid Wife; PHO = Public Health Officer; CHW = Community Health Worker

**Table 2: Summary of the Distribution of Health Facilities per locality:**

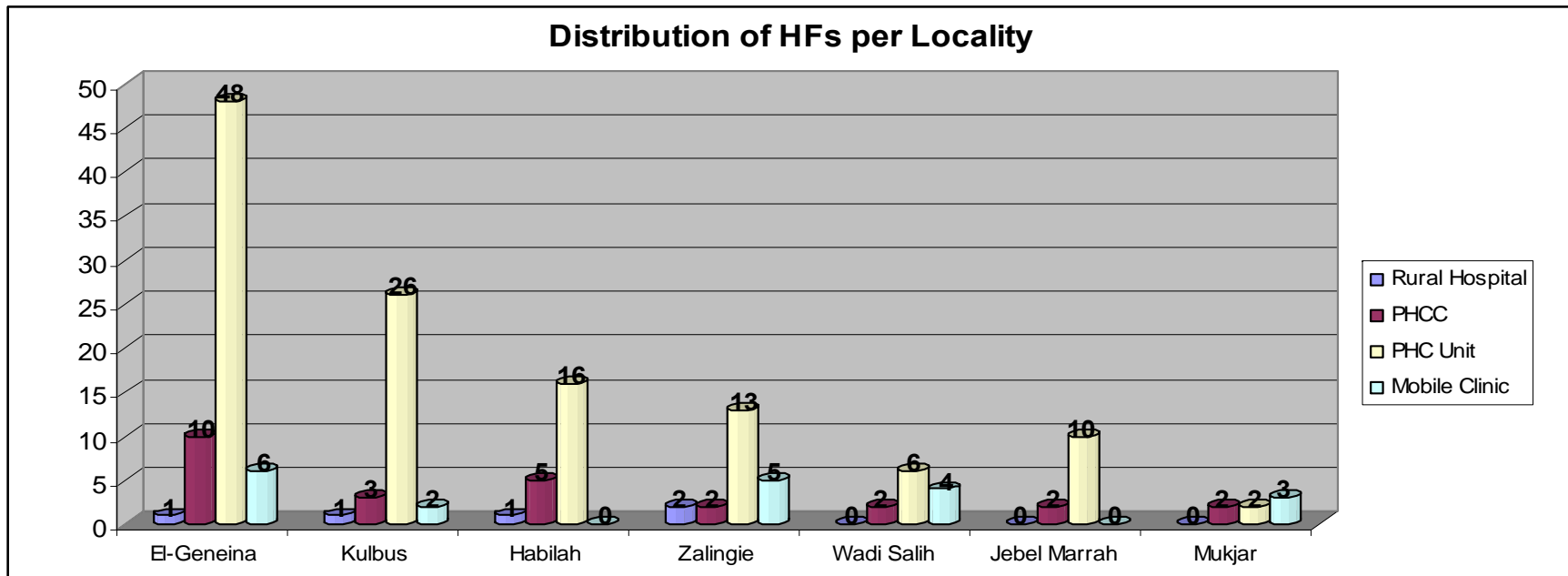
Locality	Population		Distribution of HFs				HF Functionality ♣				Services provided (No. of Cases)							
	Total	IDPs	Rural Hospital	PHCC	PHC Unit	Mobile Clinic	F	NF	Plan	UR	RH	EPI	Short Stay	OPD	Nutrition	IMCI	ORT	Other
El-Geneina	557,544	201,237	1	10	48	6	41	6	18	0	44	44	30	56	21	15	25	59
Kulbus	187,350	86,648	1	3	26	2	23	3	6	0	23	26	8	26	7	4	9	33
Habilah	202,401	113,569	1	5	16	0	13	4	4	1	13	13	13	13	13	12	13	25
Zalingie	176,486	106,560	2	2	13	5	19	1	2	0	18	18	11	21	14	6	12	37
Wadi Salih	190,098	80,441	0	2	6	4	11	0	1	0	11	10	5	11	4	2	5	14
Jebel Marrah	426,023	176,134	0	2	10	0	9	0	3	0	8	3	2	9	2	0	2	15
Mukjar	81,795	37,361	0	2	2	3	5	0	2	0	3	5	2	5	5	1	2	7
<b>TOTAL</b>	<b>1,821,697</b>	<b>801,950</b>	<b>5</b>	<b>26</b>	<b>121</b>	<b>20</b>	<b>121</b>	<b>14</b>	<b>36</b>	<b>1</b>	<b>120</b>	<b>119</b>	<b>71</b>	<b>141</b>	<b>66</b>	<b>40</b>	<b>68</b>	<b>190</b>

♣ HF Functionality: F=Functional; NF=Not Functional; Plan=Planned; RH=Under Rehabilitation

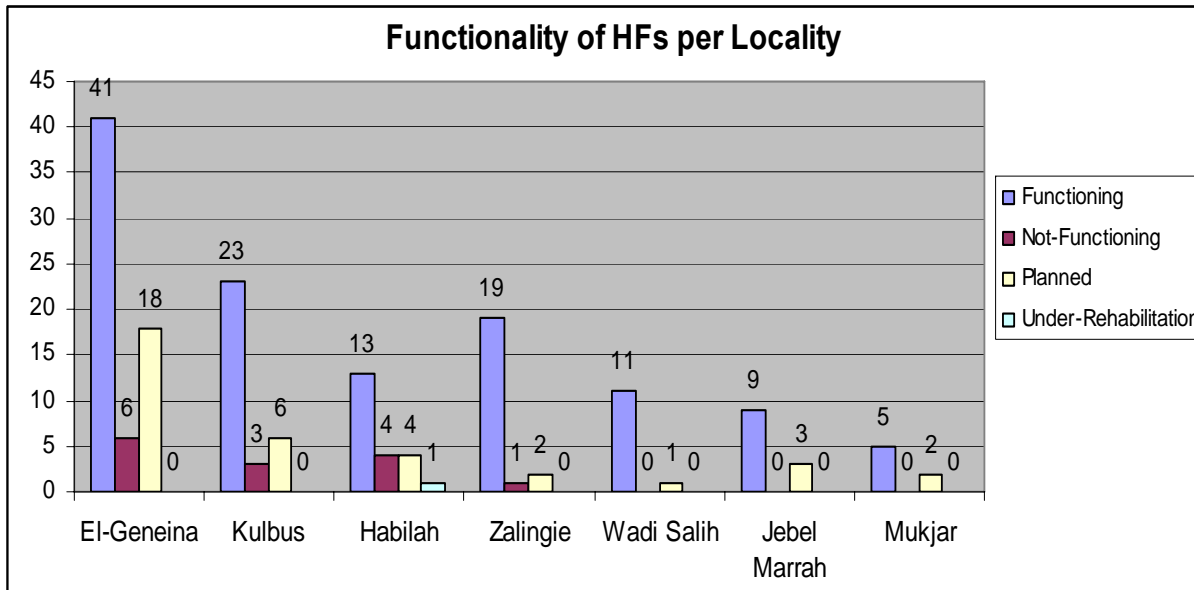
**Table 3: Summary of Medical Staff per locality:**

Locality	Medical Staff						
	MO	MA	Nurse	MW	PHO	CHW	Other
El-Geneina	25	54	68	89	12	129	179
Kulbus	4	14	28	36	1	50	74
Habilah	10	15	28	47	5	42	66
Zalingie	21	50	205	53	0	50	206
Wadi Salih	7	11	17	20	1	20	40
Jebel Marrah	3	9	6	16	2	11	24
Mukjar	4	4	5	10	1	32	10
<b>TOTAL</b>	<b>74</b>	<b>157</b>	<b>357</b>	<b>271</b>	<b>22</b>	<b>334</b>	<b>599</b>

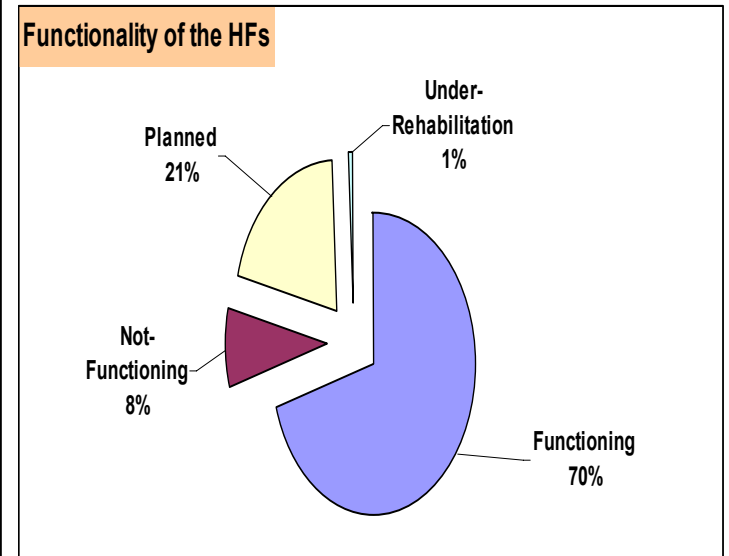
### Distribution of HFs per Locality

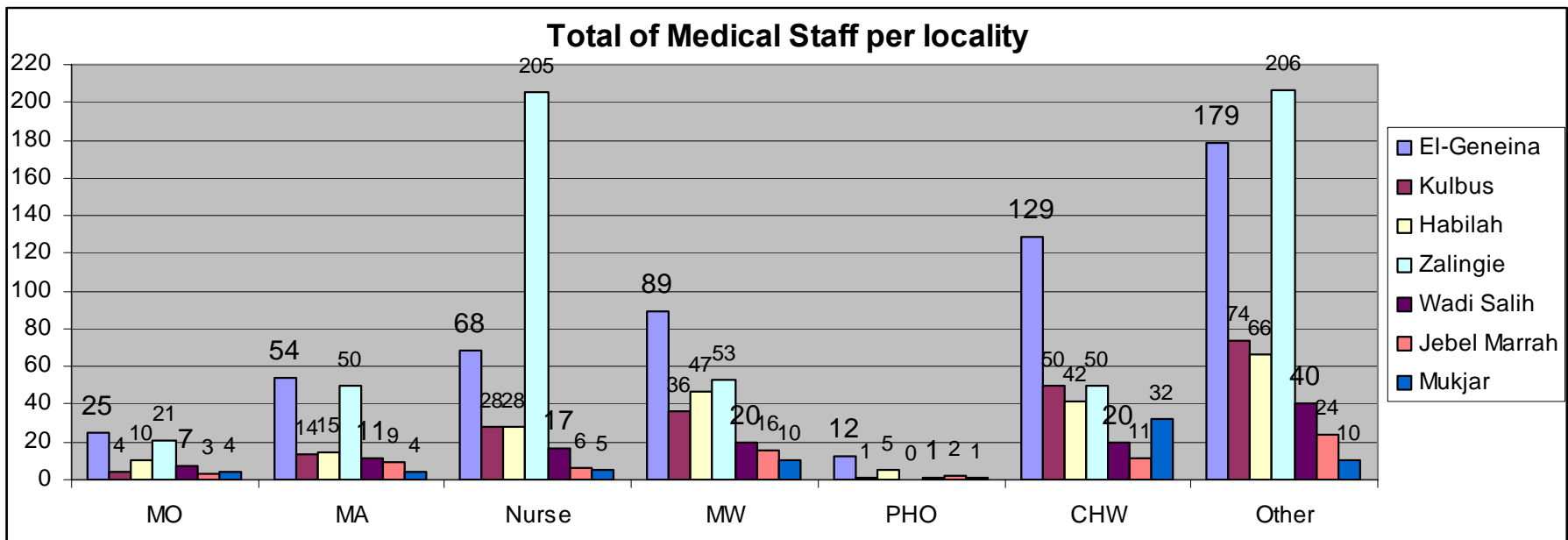
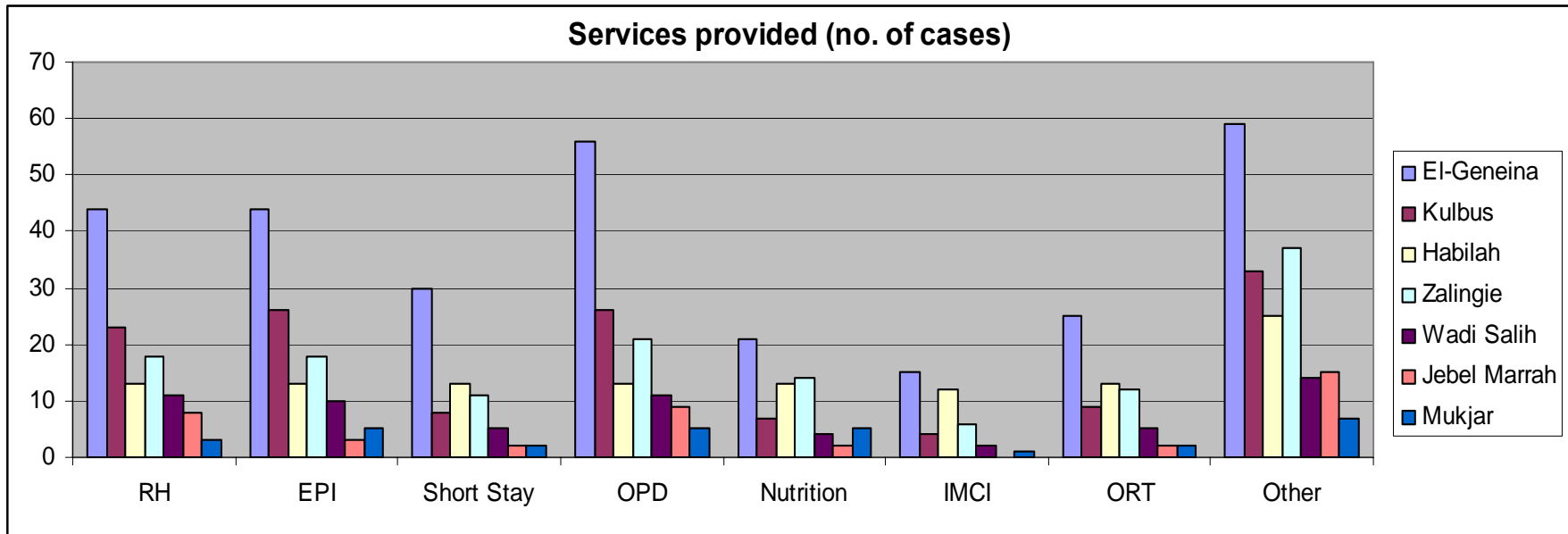


### Functionality of HFs per Locality



### Functionality of the HFs



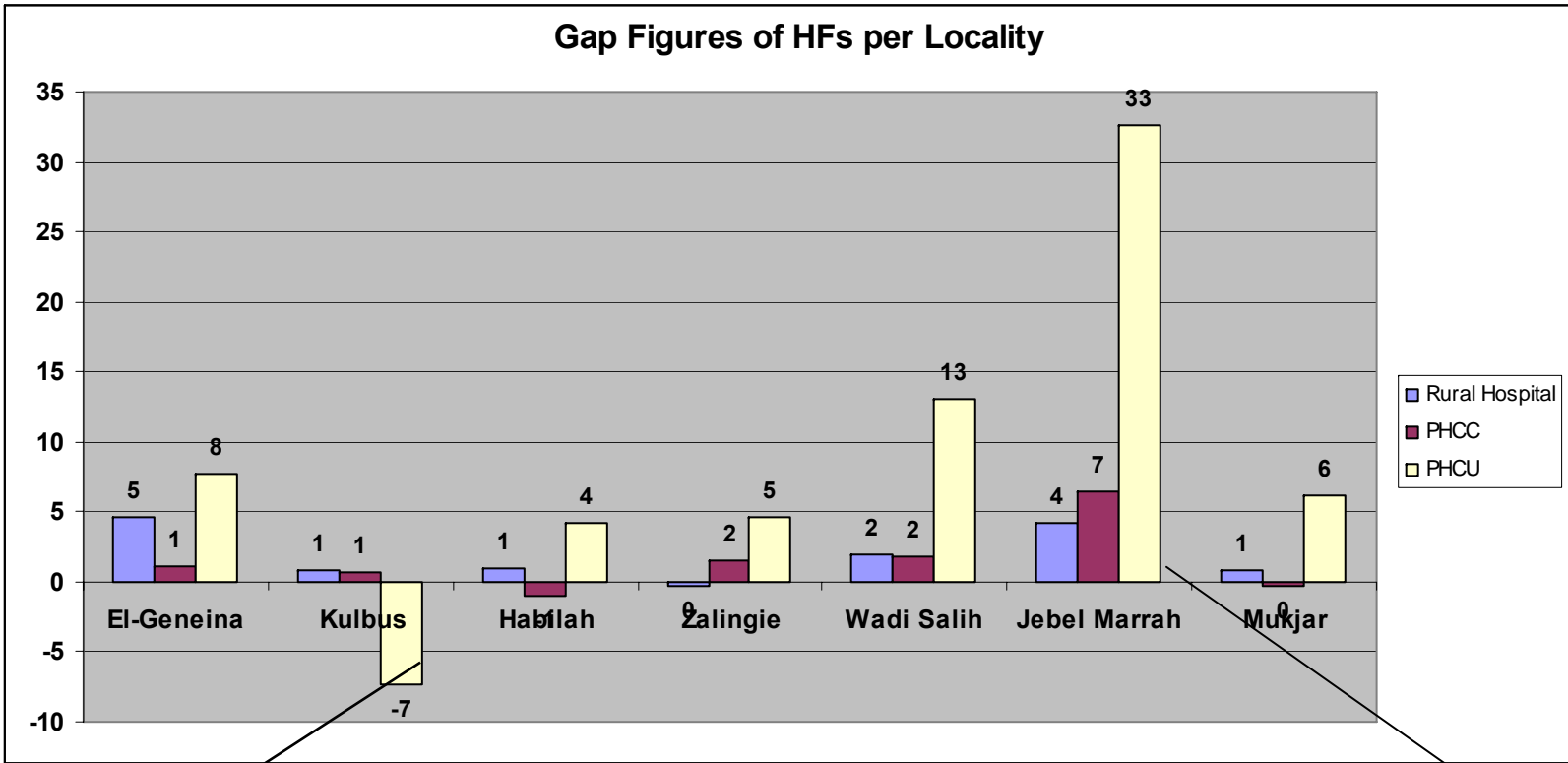


## Gap Analysis of the Health Facilities in WD:

Locality	Pop	Rural Hospitals					PHCC					PHC Unit				
		No.	Std Fig	Gap#	Coverage %	Gap %	No.	Std Fig	Gap#	Coverage %	Gap %	No.	Std Fig	Gap#	Coverage %	Gap %
El-Geneina	557,544	1	5.58	5	18%	82%	10	11	1	90%	10%	48	56	8	86%	14%
Kulbus	187,350	1	1.87	1	53%	47%	3	4	1	80%	20%	26	19	-7	139%	-39%
Habilah	202,401	1	2.02	1	49%	51%	5	4	-1	124%	-24%	16	20	4	79%	21%
Zalingie	176,486	2	1.76	0	113%	-13%	2	4	2	57%	43%	13	18	5	74%	26%
Wadi Salih	190,098	0	1.90	2	0%	100%	2	4	2	53%	47%	6	19	13	32%	68%
Jebel Marrah	426,023	0	4.26	4	0%	100%	2	9	7	23%	77%	10	43	33	23%	77%
Mukjar	81,795	0	0.82	1	0%	100%	2	2	0	122%	-22%	2	8	6	24%	76%
<b>TOTAL</b>	<b>1,821,697</b>	<b>5</b>	<b>18</b>	<b>13</b>	<b>27%</b>	<b>73%</b>	<b>26</b>	<b>36</b>	<b>10</b>	<b>71%</b>	<b>29%</b>	<b>121</b>	<b>182</b>	<b>61</b>	<b>66%</b>	<b>34%</b>

Fields key:

No.	Number of the functioning health facilities
Std Fig	Standard Figure derived from the PHC standards
Gap #	Gap number of the HFs
Coverage %	Ratio of the coverage of HFs against the standard figures
Gap%	Percentage of Gap in the HFs



Over-coverage of 7 PHCU in Kulbus locality

Highest gap number of PHCU; 33