

World Health Organization



Health Information Service Unit

Date: March 2nd, 2006

GAP ANALYSIS REPORT FOR HEALTH FACILITIES IN SOUTH DARFUR

HIGHLIGHTS

This report is conducted to measure the gap between numbers of available health facilities in south Darfur state against sphere standards.

The table below shows abbreviations of health facilities presented in the report and the services that should be provided accordingly.

HF	Abbreviation	Population	Services Provided
PHCU	Primary Health Care Unit	10,000	<ul style="list-style-type: none">• Health education with focus on environmental sanitation• Vaccination and prevent of diseases.
Disp	Dispensary	10,000	<ul style="list-style-type: none">• First level outpatient services• ORT, Dressing• Vaccination• Data collection
PHCC	Primary Health Care Center	50,000	<ul style="list-style-type: none">• Diagnosis• Outpatient Department• Dressing and injections; ORT• Emergency services• Uncomplicated deliveries, reproductive health activities• Minor surgery• Pharmacy• Health surveillance• Basic hospitalization
Rur/ Ref Hosp.	Rural or Referral Hospital	100,000	<ul style="list-style-type: none">• Surgery• Major obstetric emergencies• Referral Laboratory

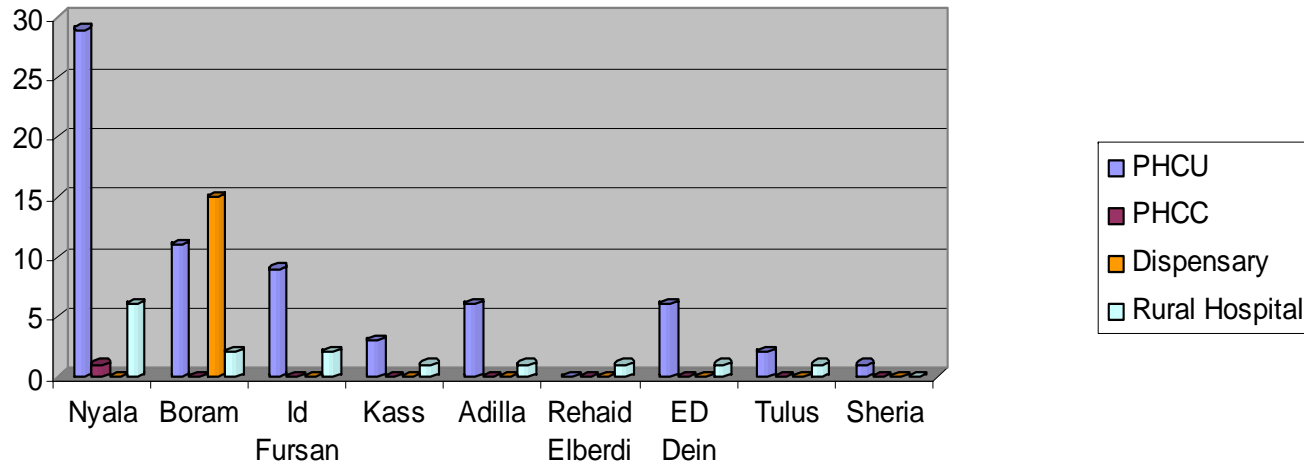
Table 1: Heath facilities types and numbers with regards to each locality:

Locality	Population	Health Facility Type				HF-Total-Number
		PHCU	PHCC	DISP	Rural / Referral Hospital	
Nyala	354,596	29	1	0	6	36
Boram	131,001	11	0	15	2	28
Id Fursan	78,446	9	0	0	2	11
Kass	191,253	3	0	0	1	4
Adilla	24,779	6	0	0	1	7
Rehaid Elberdi	19,291	0	0	0	1	1
ED Dein	99,123	6	0	0	1	7
Tulus	4,000	2	0	0	1	3
Sheria	229,494	1	0	0	0	1
Total	1,131,983	67	1	15	15	98

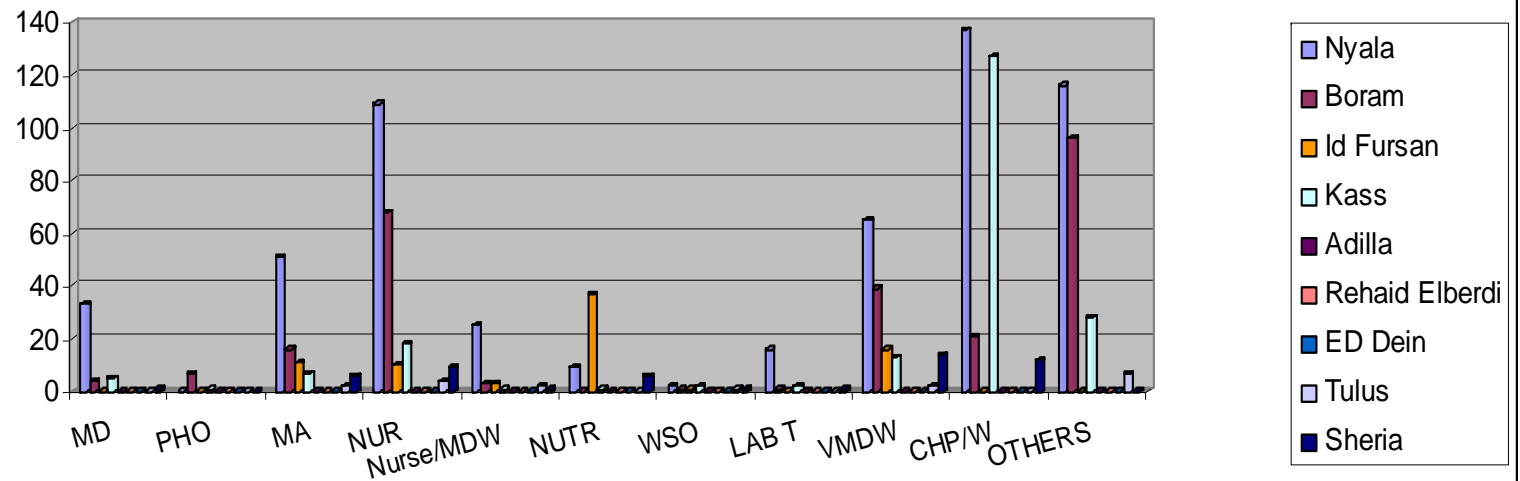
Table 2: Medical staff of heath facilities with regards to each locality:

Locality	HF - Medical Staff											MD-Total
	MD	PHO	MA	NUR	Nurse/MDW	NUTR	WSO	LAB T	VMDW	CHP/W	Others	
Nyala	33	0	51	109	25	9	2	16	65	137	116	563
Boram	4	7	16	68	3	0	1	1	39	21	96	256
Id Fursan	0	0	11	10	3	37	1	0	16	0	0	78
Kass	5	1	7	18	1	1	2	2	13	127	28	205
Adilla	0	0	0	0	0	0	0	0	0	0	NA	0
Rehaid Elberdi	0	0	0	0	0	0	0	0	0	0	NA	0
ED Dein	0	0	0	0	0	0	0	0	0	0	NA	0
Tulus	0	0	2	4	2	0	1	0	2	0	7	18
Sheria	1	0	6	9	1	6	1	1	14	12	NA	51
Total	43	8	93	218	35	53	8	20	149	297	247	1171

Health Facilities in South Darfur



Medical Staff of HF in South Darfur

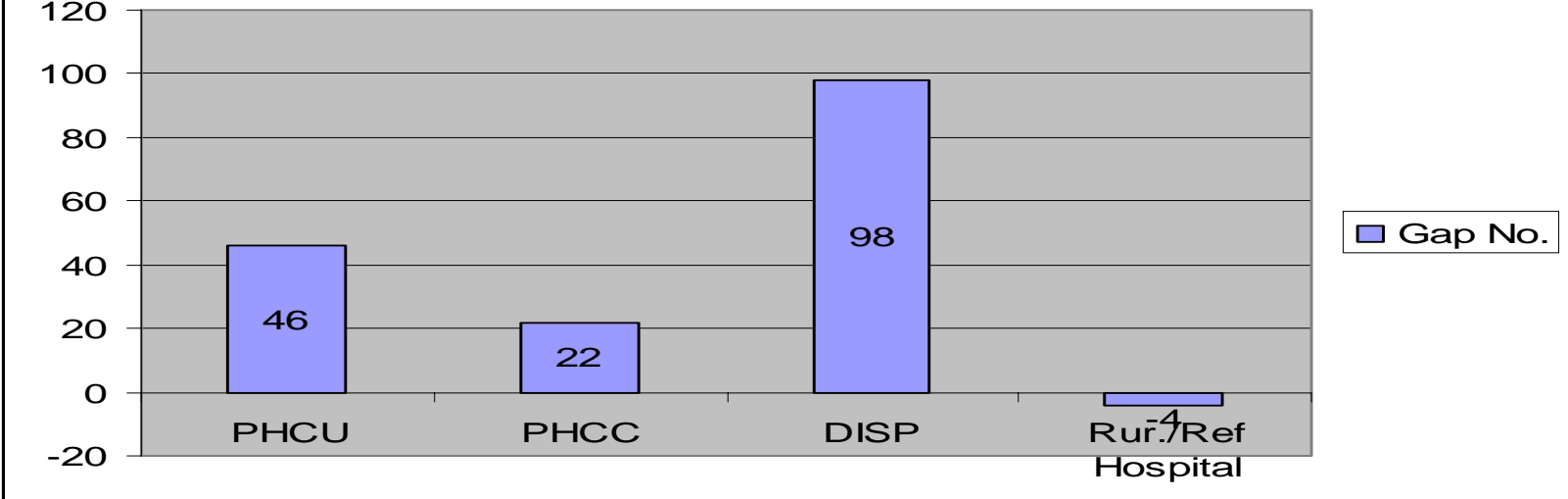


Gap numbers of Health Facilities in South Darfur

Locality	Pop	PHCU					PHCC				
		No.	Std Fig	Gap #	Coverage %	Gap%	No.	Std Fig	Gap#	Coverage %	Gap%
Nyala	354,596	29	35	6	82%	18%	1	7	6	14%	86%
Boram	131,001	11	13	2	84%	16%	0	3	3	0%	100%
Id Fursan	78,446	9	8	-1	115%	-15%	0	2	2	0%	100%
Kass	191,253	3	19	16	16%	84%	0	4	4	0%	100%
Adilla	24,779	6	2	-4	242%	-142%	0	0	0	0%	100%
Rehaid Elberdi	19,291	0	2	2	0%	100%	0	0	0	0%	100%
ED Dein	99,123	6	10	4	61%	39%	0	2	2	0%	100%
Tulus	4,000	2	0	-2	500%	-400%	0	0	0	0%	100%
Sheria	229,494	1	23	22	4%	96%	0	5	5	0%	100%
Total	1,131,983	67	113	46	59%	41%	1	23	22	4%	96%

Locality	Pop	Dispensary					Rural/ Referral Hospital				
		No.	Std Fig	Gap#	Coverage%	Gap%	No.	Std Fig	Gap#	Coverage %	Gap%
Nyala	354,596	0	35	35	0%	100%	6	4	-2	169%	-69%
Boram	131,001	15	13	-2	115%	-15%	2	1	-1	153%	-53%
Id Fursan	78,446	0	8	8	0%	100%	2	1	-1	255%	-155%
Kass	191,253	0	19	19	0%	100%	1	2	1	52%	48%
Adilla	24,779	0	2	2	0%	100%	1	0	-1	404%	-304%
Rehaid Elberdi	19,291	0	2	2	0%	100%	1	0	-1	518%	-418%
ED Dein	99,123	0	10	10	0%	100%	1	1	0	101%	-1%
Tulus	4,000	0	0	0	0%	100%	1	0	-1	2500%	-2400%
Sheria	229,494	0	23	23	0%	100%	0	2	2	0%	100%
Total	1,131,983	15	113	98	13%	87%	15	11	-4	133%	-33%

Summary of Gap Figures of H. Facilities



Overall Gap percentage of H. Facilities in South Darfur

