

Southern Sudan Polio Update

Surveillance Week 40

Oct 04th, 2009

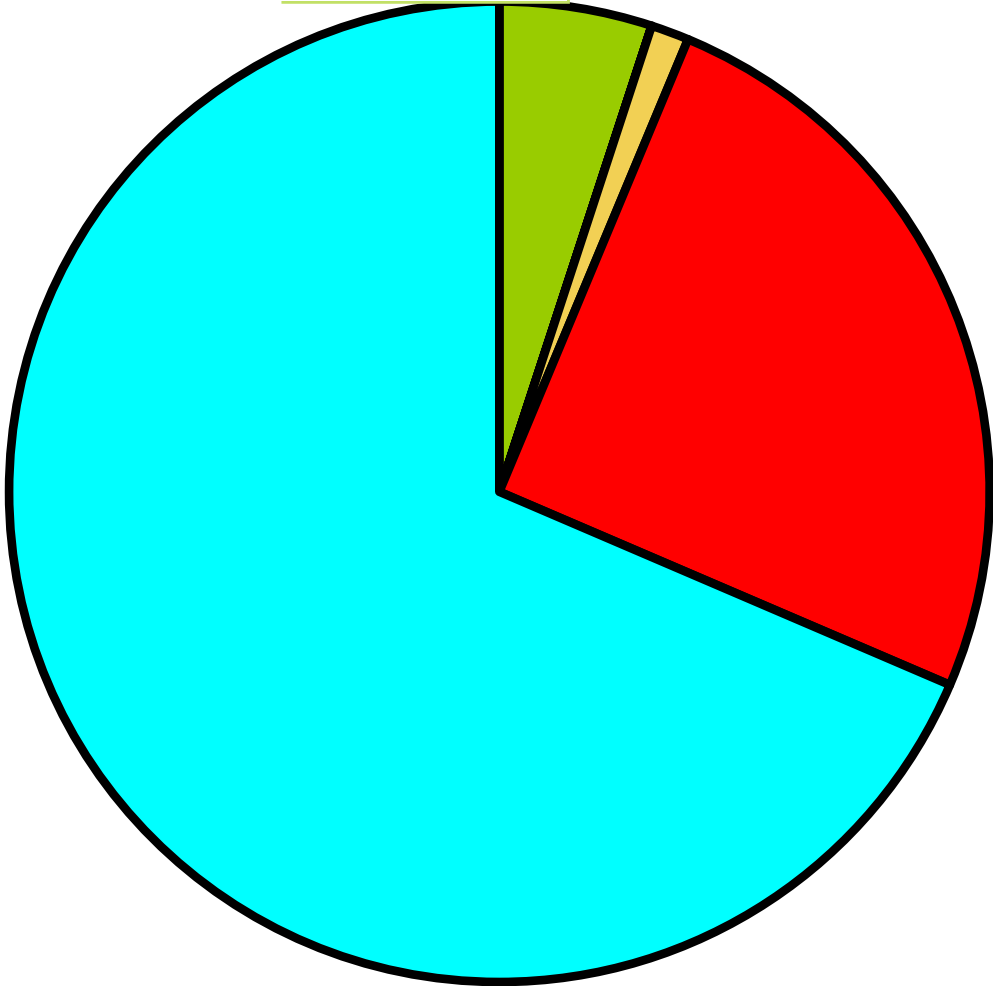
AFP Case Profile, Southern Sudan 2009

AFP Cases
Pending ERC &
LAB
(08)

Compatible
02

Non-Polio
AFP Cases
(109)

Confirmed
Polio Case
(40)



Total AFP Cases Reported in 2009 =159

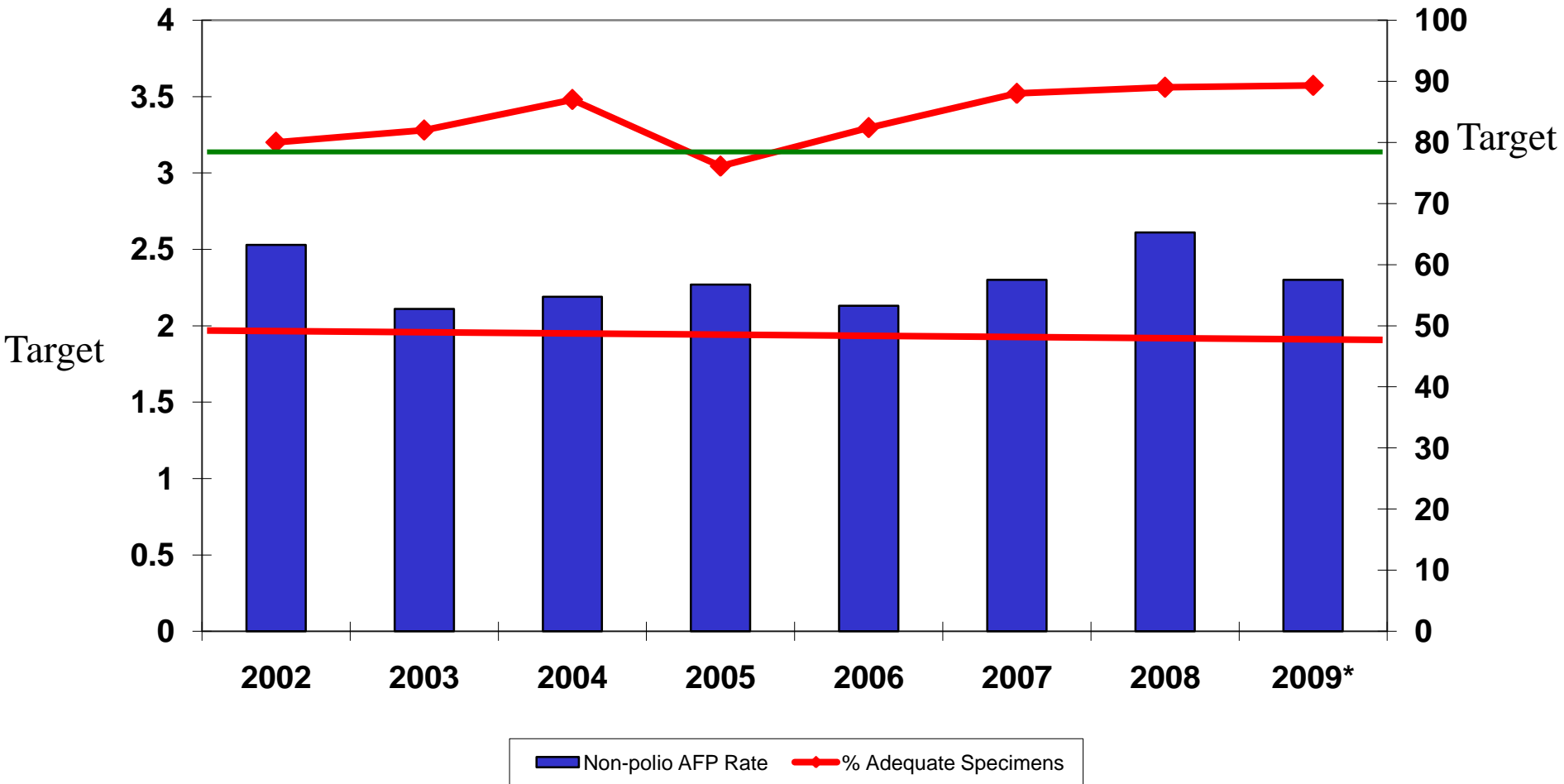
All AFP Cases by Week of Onset and Classification by state

From Week 1 To Week 40, Year 2009

State	Weeks in Year 2009																																						
	1	2	3	4	5	6	7	8	9	10	11	12	13	14	15	16	17	18	19	20	21	22	23	24	25	26	27	28	29	30	31	32	33	34	35	36	37	38	
CEQ				1		1					1					1	1		1				2	1					1						1				1
EEQ			2		1		1		1	1						1	1			1					1					1								1	
Jonglei			1		2			1	1	1	1	1	2				1	2			2																		
Lakes	1	1		1	1			2		1			1						1						2				1		1								1
N. B.G			1	1			1				1	1	1	2			1	1	1		1	1	1	1		1	1				1								
Unity			1		1	2			1								3	1	1			2			1	1			1								1		
Upp NL		1	1				1	2	4				1	2				1																					
Warap					2	2	1	1	2	2	4	3	1	2	1	1	1	2								1	1	1	1	1			1						
W. B. G					1										1	2	1		2				1													1	1	2	1
WEQ			1	2	1	1	1	2		2	1	1					1				1																		1
Total	1	2	7	5	7	6	6	8	8	7	6	7	8	5	3	5	10	6	6	2	6	3	4	1	4	3	2	1	3	2	2	1	1	1	1	3	3	3	1

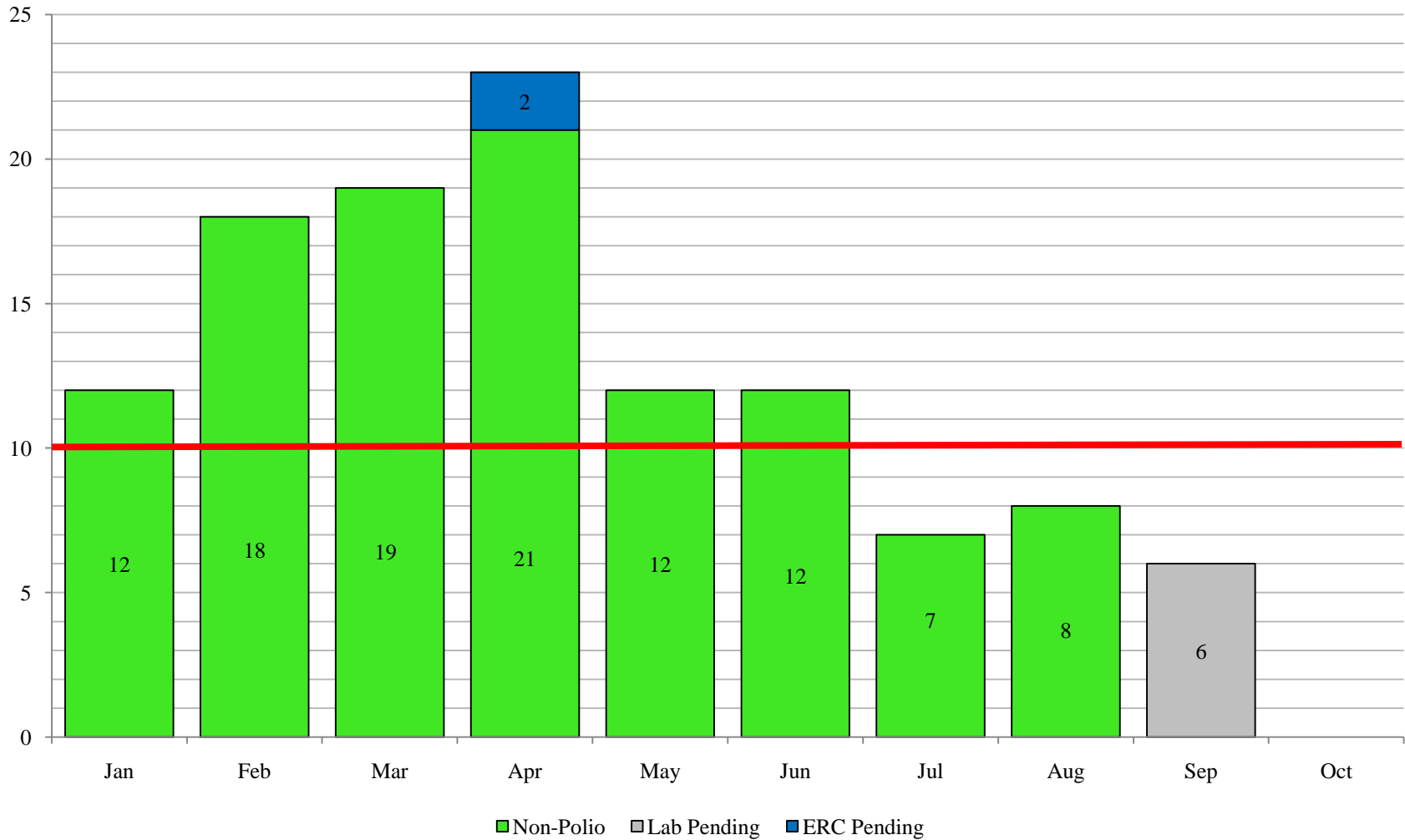


AFP Surveillance Performance Southern Sudan 2002-2009



Data as of week 40, Oct 4th 2009

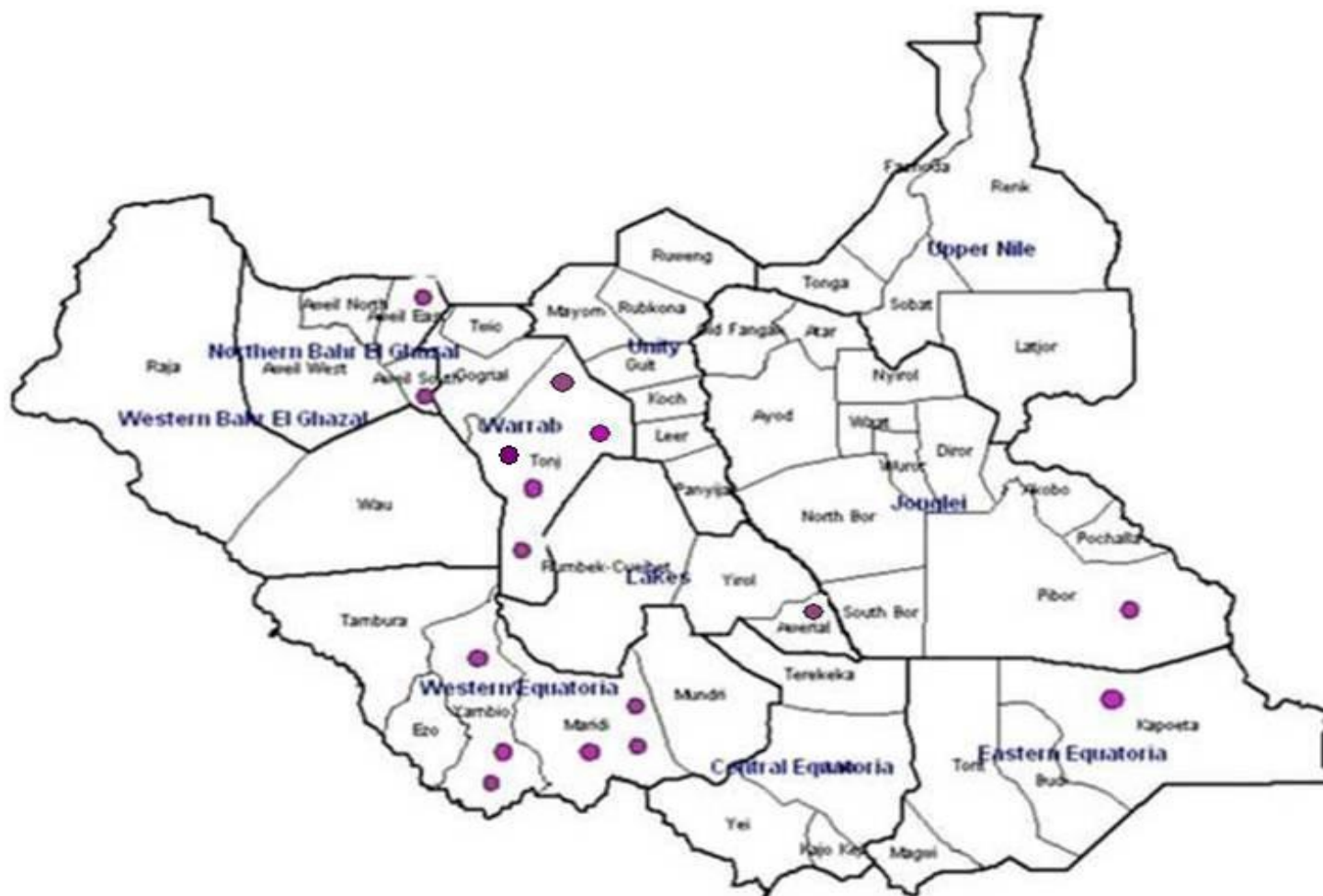
Non-Polio AFP Cases by Month, Southern Sudan 2009*



 Monthly Target of AFP cases

* excluding the 40 confirmed and 8 lab & ERC pending cases

AFP cases with Zero Dose: South Sudan year 2009

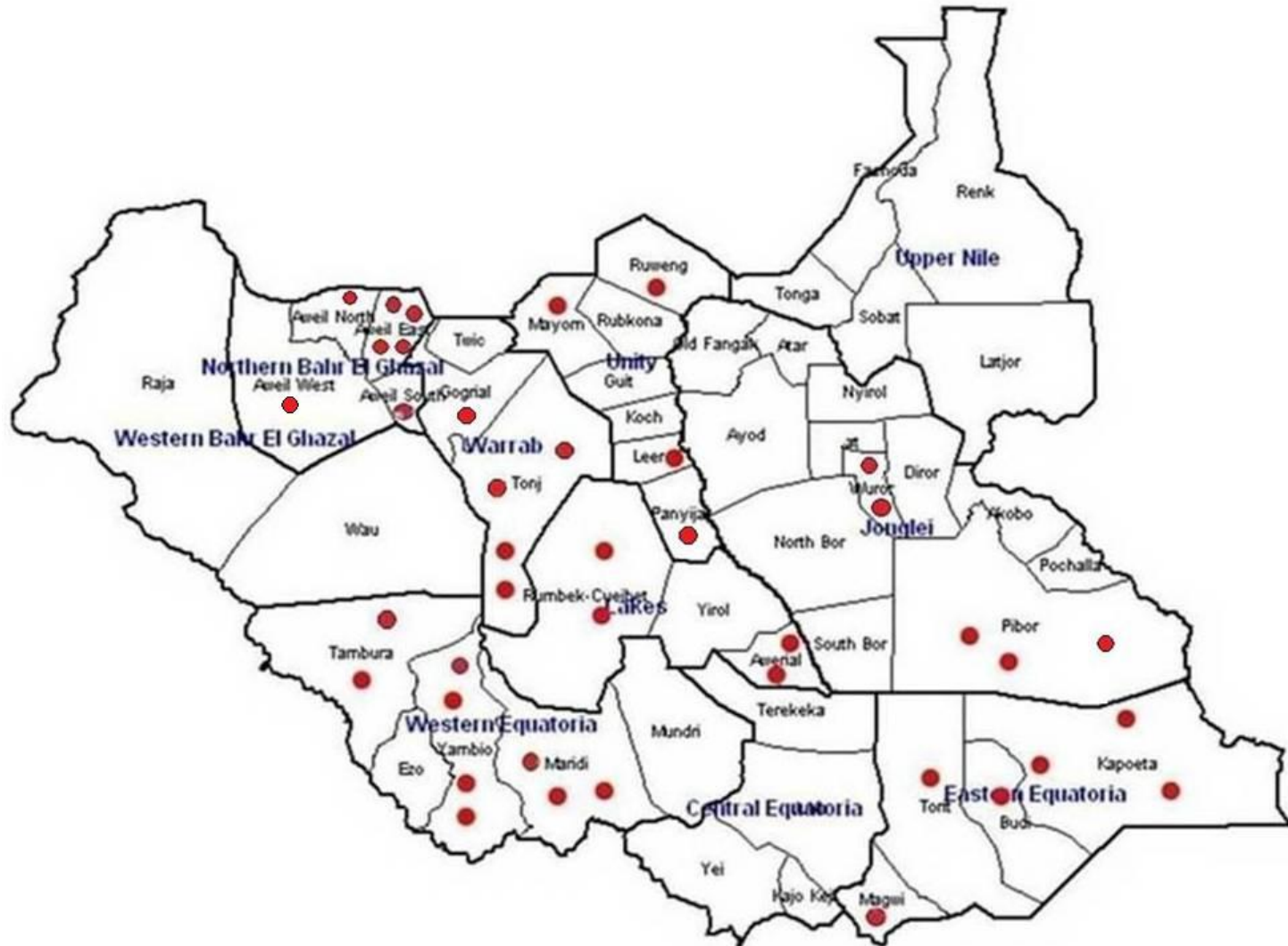


— State Boundary
— County Boundary

● Zero dose Cases

16 zero dose cases

Confirmed Polio Cases of South Sudan year 2009



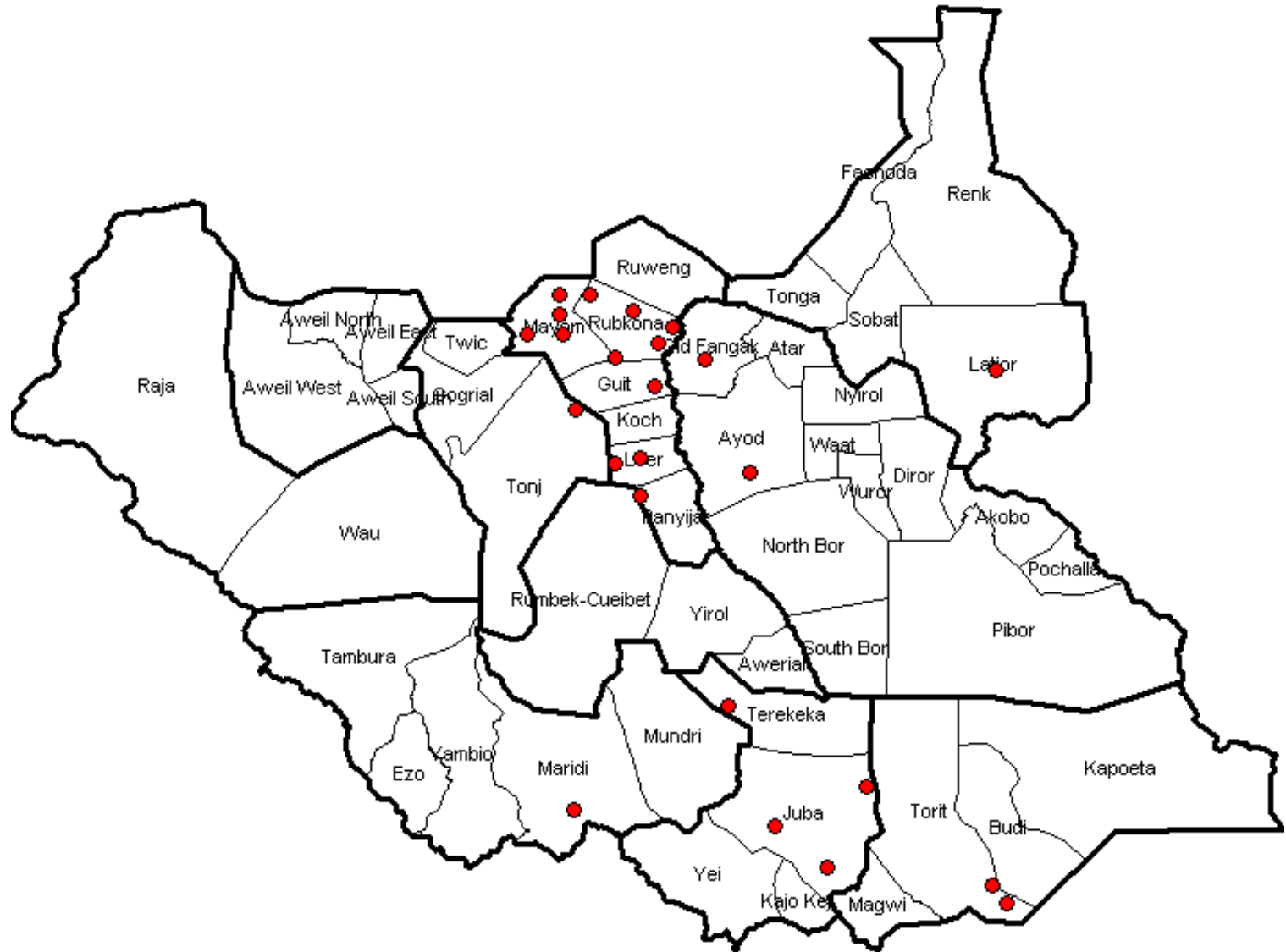
— State Boundary
— County Boundary

● = 1 Confirmed case

40 cases are Type P1

10 of the cases are Zero Dose

Confirmed Polio Cases of South Sudan year 2008



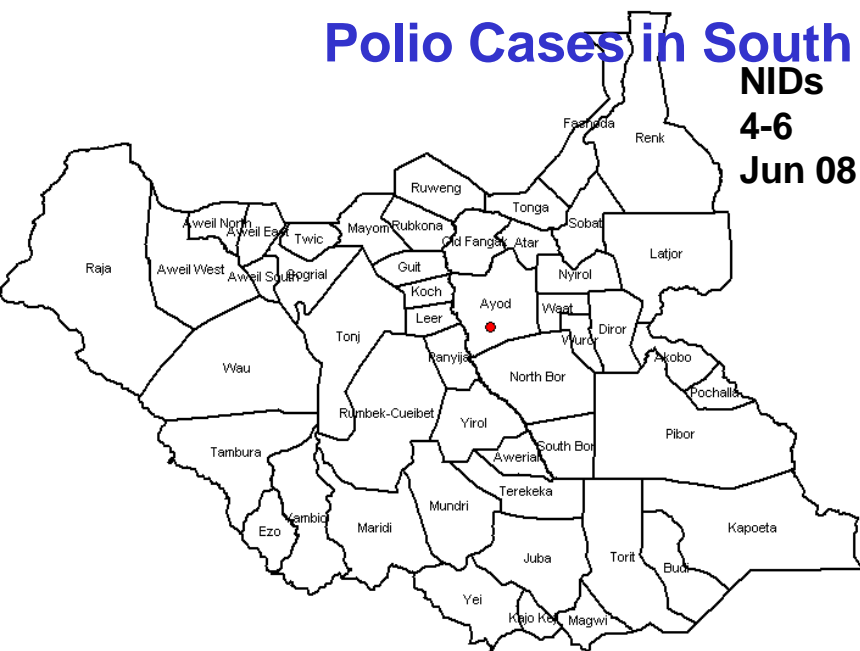
— State Boundary
— County Boundary

● Confirmed Polio Cases (24)
Type P1

Data as of week 40, Oct 4th 2009

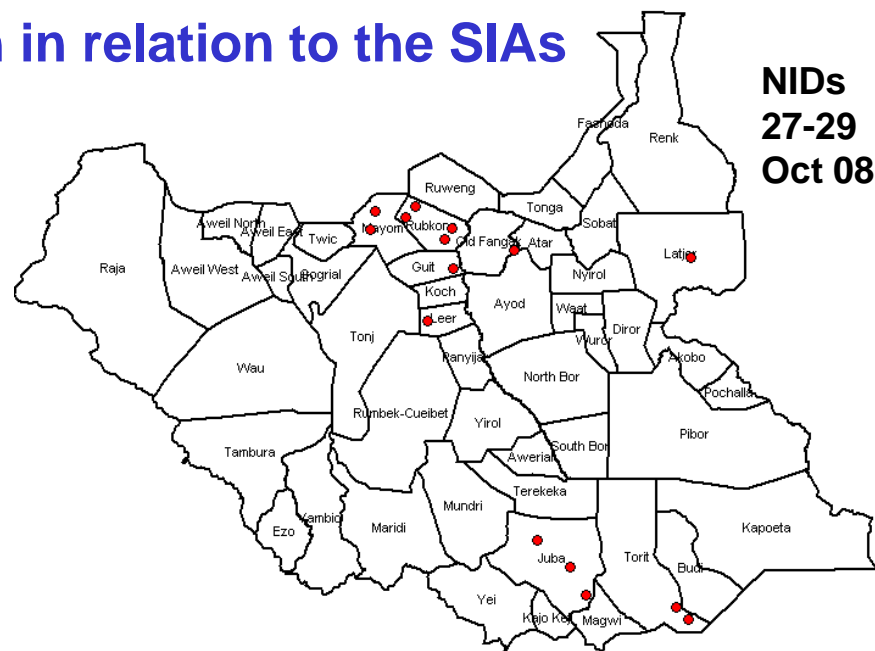
Polio Cases in South Sudan in relation to the SIAs

NIDs
4-6
Jun 08



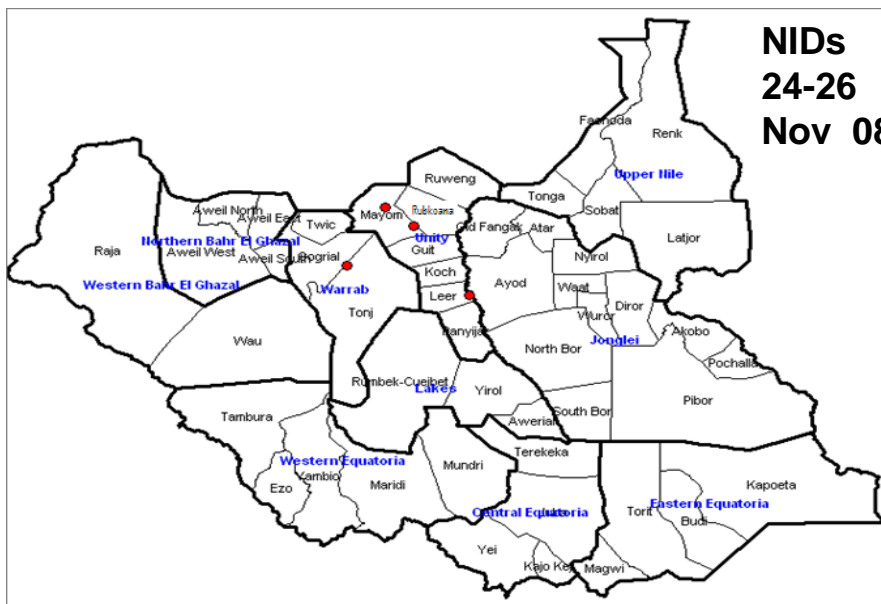
Cases before 14 June 08 (1 case)

NIDs
27-29
Oct 08

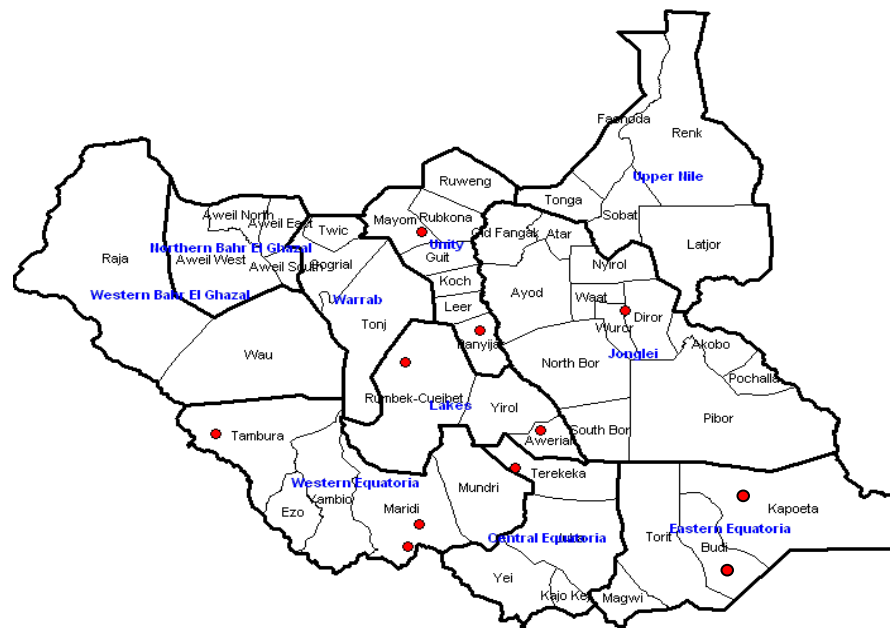


Cases from 14 June-6 Nov 08 (15 cases)

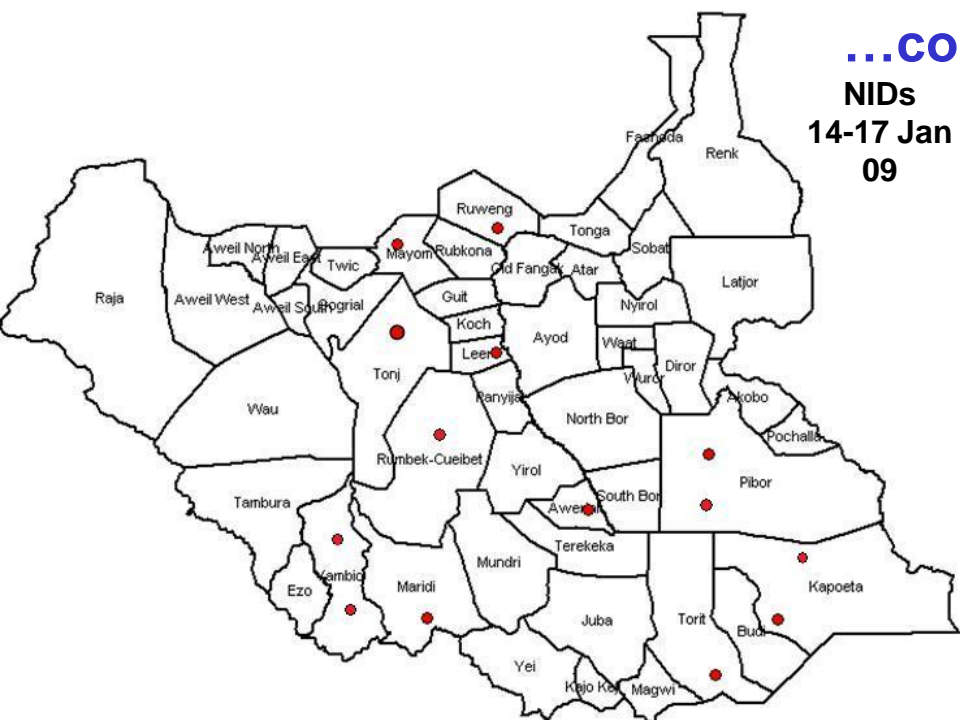
NIDs
24-26
Nov 08



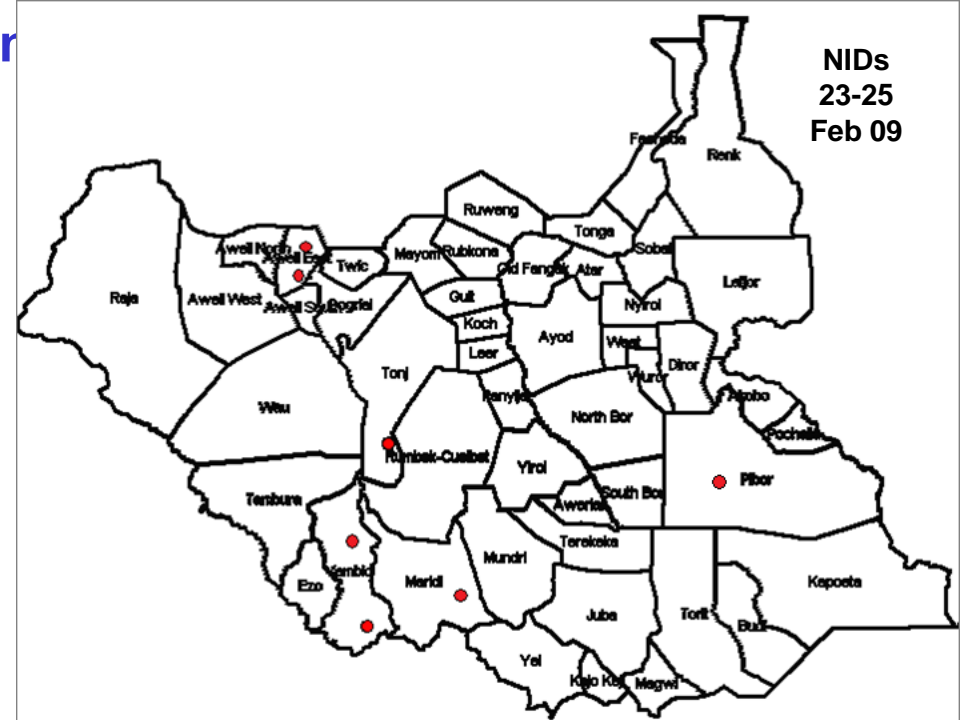
Cases from 7 Nov – 4 Dec 08 (4 cases)



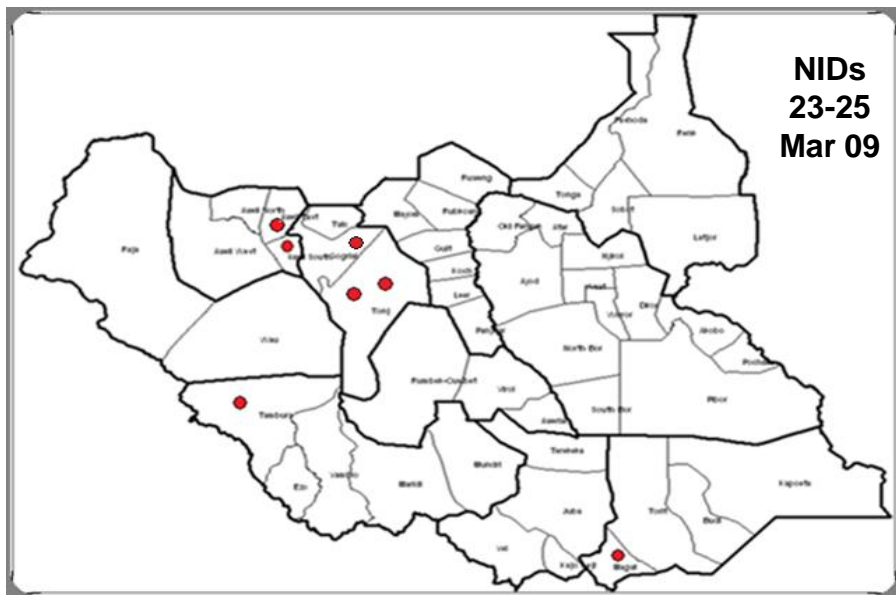
Cases from 5 Dec 08 - 23 Jan 09 (11 cases)



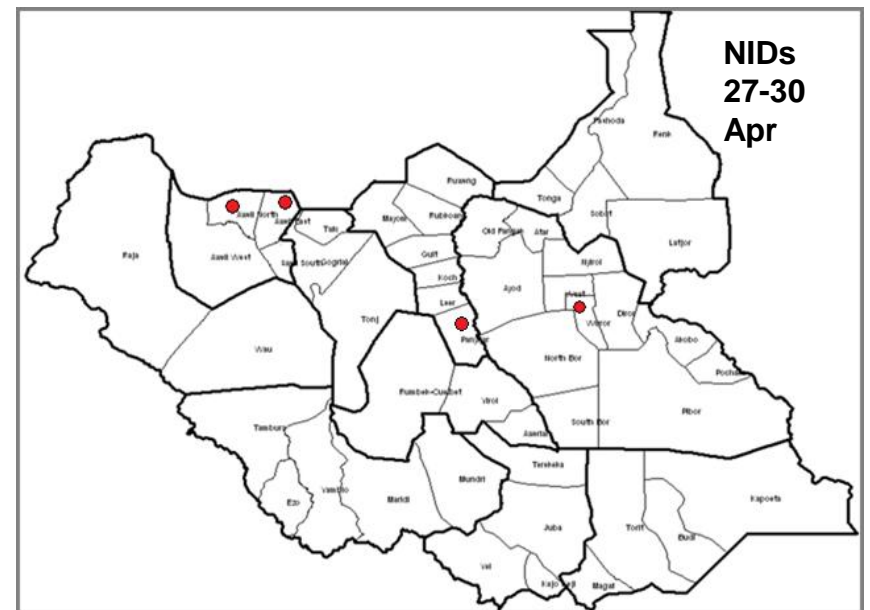
Cases from 24 Jan-03 Mar (14 cases)



Cases from 04 Mar- 03 Apr (7 cases)



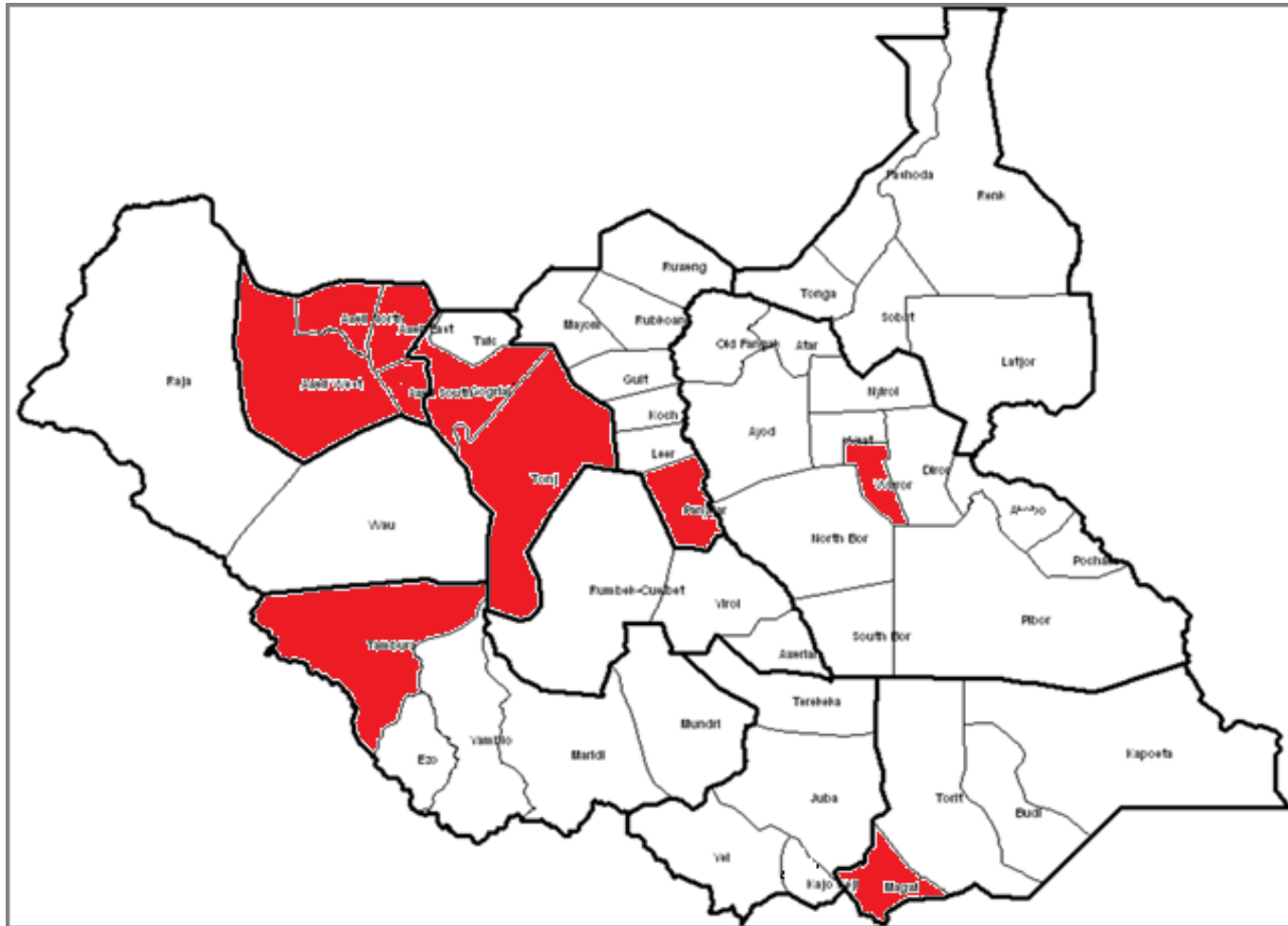
04 April-09 May (7 cases)



10 May – 10 June (4 cases)

Infected Counties in Southern Sudan

27th Mar 2009 –27th Sept 2009



Line List of confirmed cases for 2009

EPIDNO	COUNTY	AGE	DON SET	DNOT	DOI	DDST1	DDST2	DO SES	P1	Class
EEQ-BUD-2009-001 *	BUDI	42	12/01/09	22/01/09	24/01/09	24/01/09	25/01/09	2	1	1
EEQ-KAP-2009-001	KAPOETA	52	12/01/09	06/02/09	07/02/09	07/02/09	08/02/09	3	1	1
EEQ-TOR-2009-001 *	TORIT	18	01/02/09	04/02/09	04/02/09	04/02/09	05/02/09	12	1	1
JON-PIB-2009-001 *	PIBOR	5	27/01/09	No Date	05/02/09	05/02/09	06/02/09	0	1	1
JON-WUR-2009-001 *	WUROR	18	14/01/09	20/01/09	20/01/09	20/01/09	21/01/09	3	1	1
LAK-AWE-2009-001 *	AWERIAL	24	04/01/09	14/01/09	15/01/09	17/01/09	18/01/09	2	1	1
LAK-RUM-2009-001 *	RUMBEK	48	08/01/09	19/01/09	19/01/09	19/01/09	20/01/09	9	1	1
WEQ-MAR-2009-001 *	MARIDI	7	22/01/09	27/01/09	27/01/09	27/01/09	28/01/09	0	1	1
WEQ-TAM-2009-001 *	TAMBURA	15	16/01/09	23/01/09	23/01/09	24/01/09	26/01/09	3	1	1
UNI-MAY-2009-001	MAYOM	20	02/02/09	06/02/09	07/02/09	09/02/09	10/02/09	2	1	1
UNI-RUB-2009-002	RUBKONA	12	05/02/09	08/02/09	10/02/09	12/02/09	13/02/09	2	1	1
WEQ-MAR-2009-003	MARIDI	72	05/02/09	10/02/09	10/02/09	12/02/09	13/02/09	0	1	1
LAK-AWE-2009-002	AWERIAL	24	17/02/09	24/02/09	25/02/09	26/02/09	27/02/09	0	1	1
UNI-LER-2009-001	LEER	12	25/02/09	28/02/09	28/02/09	1/2/09	2/3/09	3	1	1
WEQ-YAM-2009-002	YAMBIO	22	26/02/09	27/02/09	28/02/09	28/02/09	1/3/09	0	1	1
EEQ-KAP-2009-002	KAPOETA	30	10/2/09	15/02/09	17/02/09	17/02/09	18/02/09	0	1	1
JON-PIB-2009-002	PIBOR	48	20/02/09	23/02/09	24/02/09	26/02/09	27/02/09	3	1	1

Line List of confirmed cases for 2009

Cont..

EPIDNO	COUNTY	AGE	DON	DNOT	DOI	DDST1	DDST2	DO	P1	Class
			SET					SES		
WEQ-YAM-2009-004	YAMBIO	9	21/02/09	5/3/09	5/3/09	5/3/09	6/3/09	0	1	1
EEQ-KAP-2009-003	KAPOETA	27	26/02/09	2/3/09	3/3/09	3/3/09	4/3/09	2	1	1
WAR-TON-2009-004	TONJ	24	27/02/09	4/3/09	6/3/09	6/3/09	7/3/09	0	1	1
LAK-RUM-2009-005	RUMBEK	36	2/3/09	9/3/09	10/3/09	10/3/09	11/3/09	6	1	1
WEQ-YAM-2009-005	YAMBIO	9	7/3/09	13/02/09	13/03/09	13/03/09	15/03/09	1	1	1
WAR-TON-2009-006	TONJ	15	4/3/09	7/3/09	11/3/09	12/3/09	13/03/09	3	1	1
NBG-AWS-2009-001	AWEIL EAST	9	13/03/09	22/03/09	23/03/209	23/03/09	24/03/09	5	1	1
WEQ-YAM-2009-006	YAMBIO	13	15/03/09	18/03/09	20/03/209	21/03/09	22/03/09	0	1	1
WEQ-MAR-2009-004	MARIDI	16	18/03/09	25/03/09	25/03/210	28/03/09	29/03/09	0	1	1
NBG-AWE-2009-002	AWEIL EAST	24	27/03/09	6/4/09	07/04/209	7/4/09	8/4/09	4	1	1
NBG-AWS-2009-002	AWEIL South	66	4/4/09	6/4/09	06/04/209	9/4/09	10/4/09	1	1	1
EEQ-MAG-2009-002	MAGWI	28	20/4/09	25/4/09	25/4/209	25/4/209	26/4/209	6	1	1
WEQ-TAM-2009-003	TAMBURA	7	20/4/09	23/4/09	23/4/09	23/4/09	25/4/09	2	1	1
WAR-TON-2009-017	TONJ	36	21/04/09	01/05/09	01/05/09	02/05/09	03/05/09	4	1	1
NBG-AWE-2009-004	AWEIL EAST	36	02/05/09	09/05/09	10/05/09	11/05/09	12/05/09	2	1	1
WAR-TON-2009-018	TONJ	12	05/05/09	14/05/09	15/05/09	15/05/09	16/05/09	4	1	1
NBG-AWE-2009-005	AWEIL EAST	17	16/05/09	26/05/09	26/05/09	27/05/09	28/05/09	1	1	1
JON-WUR-2009-003	WUROR	30	19/05/09	24/05/09	24/05/09	27/05/09	28/05/09	16	1	1
NBG-AWN-2009-001	AWEIL NORTH	53	25/05/09	26/05/09	27/05/09	27/05/09	28/05/09	4	1	1
JON-PIB-2009-001	PIBOR	24	18/03/09	20/03/09	21/03/09	21/03/09	23/03/09	3	1	1
UNI-PAY-2009-001	PANYIJAR	24	28/05/09	No Date	03/06/09	02/06/09	03/06/09	4	1	1
WAR-GOG-2009-005	GOGRIAL	12	06/05/09	12/05/09	12/05/09	13/05/09	14/05/09	1	4	1
NBG-AWW-2009-004	AWEIL WEST	48	27/06/09	13/07/09	14/07/09	14/07/09	15/07/09	5	1	1

Line List of confirmed cases for 2008

EPIDNO	COUNTY	AGE	DONSET	DNOT	DOI	DDST1	DDST2	DO SES	P1	CLA SS
BEJ-JUB-2008-006	JUBA	16	15/08/08	18/08/08	18/08/08	18/08/08	19/08/08	5	1	1
BEJ-JUB-2008-007	JUBA	42	20/09/08	No Date	23/09/08	24/09/08	26/09/08	3	1	1
BEJ-JUB-2008-008	JUBA	54	26/10/08	29/10/08	29/10/08	29/10/08	30/10/08	9	1	1
BEJ-TER-2008-001	TEREKEKA	18	12/12/08	16/12/08	16/12/08	16/12/08	17/12/08	0	1	1
EEQ-TOR-2008-004	TORIT	14	05/08/08	27/08/08	28/08/08	28/08/08	31/08/08	6	1	1
EEQ-TOR-2008-006	TORIT	63	14/09/08	02/10/08	02/10/08	02/10/08	03/10/08	8	1	1
JON-AYO-2008-002	AYOD	9	09/06/08	17/06/08	18/06/08	18/06/08	19/06/08	1	1	1
JON-OLD-2008-002	OLD FANGAK	36	20/10/08	23/10/08	24/10/08	25/10/08	26/10/08	2	1	1
UNI-GUI-2008-003	GUIT	28	12/09/08	16/09/08	16/09/08	17/09/08	18/09/08	3	1	1
UNI-LER-2008-008	LEER	84	11/10/08	20/10/08	20/10/08	20/10/08	21/10/08	2	1	1
UNI-LER-2008-009	LEER	36	20/11/08	27/11/08	27/11/08	27/11/08	28/11/08	3	1	1
UNI-MAY-2008-001	MAYOM	36	22/10/08	27/10/08	28/10/08	28/10/08	29/10/08	7	1	1

Line List of confirmed cases for 2008 cont..

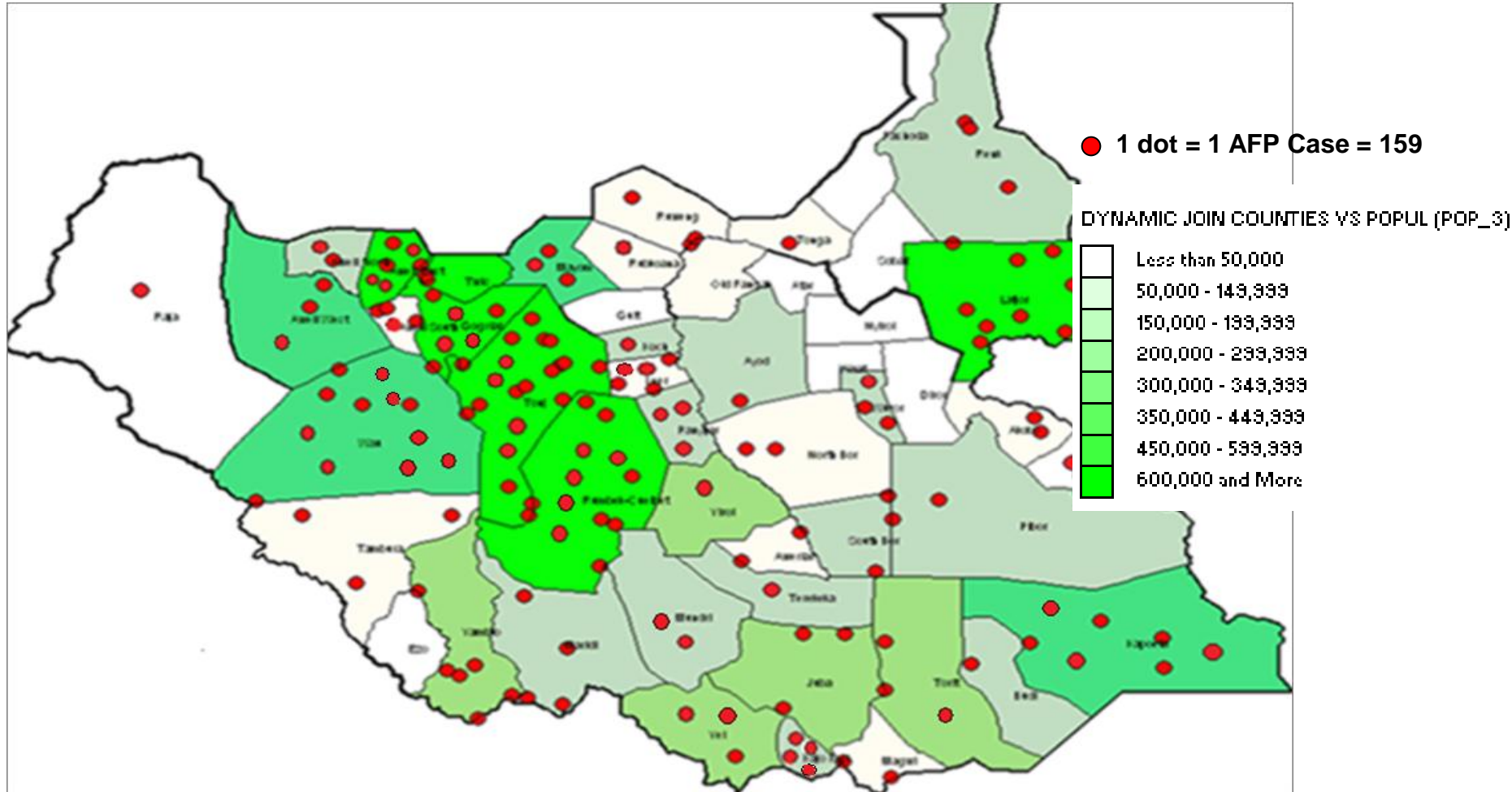
EPIDNO	COUNTY	AGE	DONSET	DNOT	DOI	DDST1	DDST2	DO SES	P1	CLA SS
UNI-MAY-2008-002	MAYOM	48	03/11/08	08/11/08	08/11/08	08/11/08	10/11/08	3	1	1
UNI-MAY-2008-003	MAYOM	36	02/12/08	07/12/08	08/12/08	08/12/08	09/12/08	2	1	1
UNI-MAY-2008-004	MAYOM	6	17/11/08	20/11/08	20/11/08	22/11/08	23/11/08	6	1	1
UNI-MAY-2008-005	MAYOM	15	10/12/08	18/12/08	19/12/08	19/12/08	20/12/08	2	1	1
UNI-PAY-2008-010	PANYIJAR	18	08/12/08	12/12/08	12/12/08	12/12/08	13/12/08	2	1	1
UNI-RUB-2008-002	RUBKOANA	54	19/10/08	29/10/08	30/10/08	30/10/08	31/10/08	4	1	1
UNI-RUB-2008-003	RUBKOANA	22	31/10/08	02/11/08	02/11/08	03/11/08	04/11/08	2	1	1
UNI-RUB-2008-005	RUBKOANA	18	06/11/08	26/11/08	26/11/08	26/11/08	27/11/08	7	1	1
UNI-RUB-2008-006	RUBKOANA	18	19/10/08	05/12/08	05/12/08	05/12/08	06/12/08	0	1	1
UNL-LAT-2008-005	LATJOR	14	05/08/08	07/08/08	07/08/08	08/08/08	09/08/08	4	1	1
WAR-TON-2008-012	TONJ	18	08/11/08	10/11/08	10/11/08	13/11/08	15/11/08	3	1	1
WEQ-MAR-2008-003	MARIDI	5	05/12/08	15/12/08	15/12/08	15/12/08	16/12/08	0	1	1

2009 SUMMARY by States

(Using NID figures for population estimate)

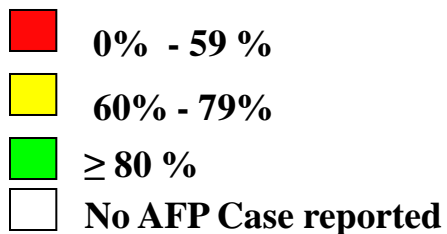
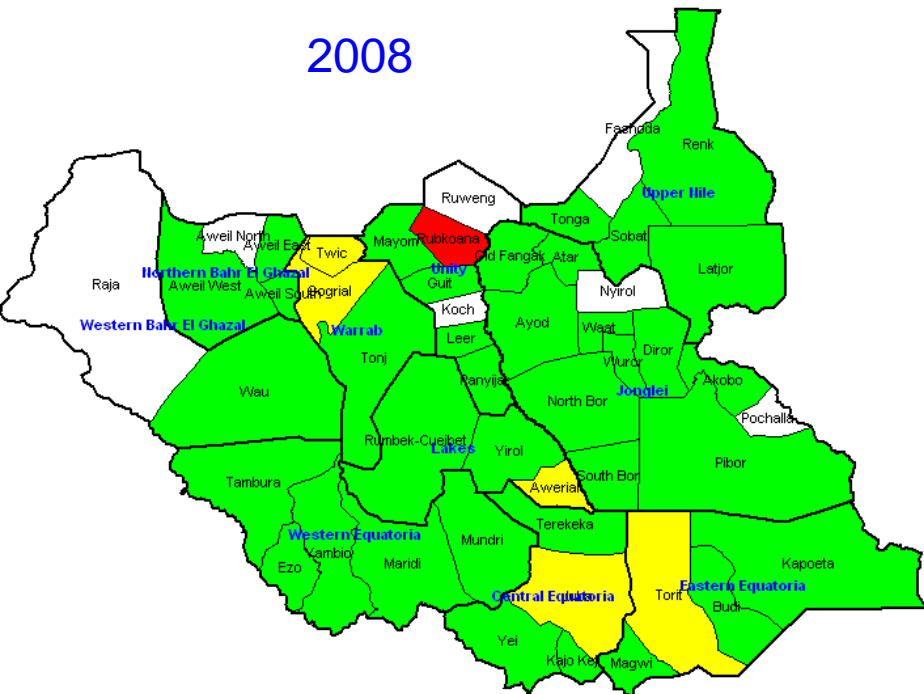
States	Population <15 years	Total AFP cases	Annualized non-polio AFP rate	Confirmed Polio	Adequate Specimen	Stool adequac y rate	Non Polio Enterovirus		No. Sabin Like Cases		Pending Lab & ERC
							(#)	(%)	(#)	(%)	
CEQ	596987	12	2.6	0	11	91.7%	3	(27.3)	2	(18.2)	1
EEQ	545852	12	1.4	6	8	66.7%	1	(9.1)	3	(27.3)	1
JONGLEI	795844	15	1.6	5	14	93.3%	1	(6.7)	4	(26.7)	0
Lakes	608953	14	2.1	4	14	100.0%	3	(23.1)	1	(7.7)	1
NBEG	799582	16	1.5	7	14	87.5%	2	(12.5)	2	(12.5)	0
UNITY	717315	16	2.2	4	15	93.8%	1	(6.3)	0	(0)	1
UNL	680394	13	2.5	0	11	84.6%	2	(15.4)	2	(15.4)	0
WARRAP	1203508	33	3.0	5	30	90.9%	3	(9.1)	6	(18.2)	0
WBEG	256216	13	6.6	0	11	84.6%	1	(9.1)	0	(0)	3
WEQ	414535	15	1.9	9	14	93.3%	0	(0.0)	1	(7.1)	1
S.SUDAN	6619186	159	2.3	40	142	89.3%	16	(11.1%)	21	(13.7)	08

Population density & AFP Cases by Counties, Southern Sudan 2009



Percent AFP Cases with Adequate Specimens, By County

2008



2009

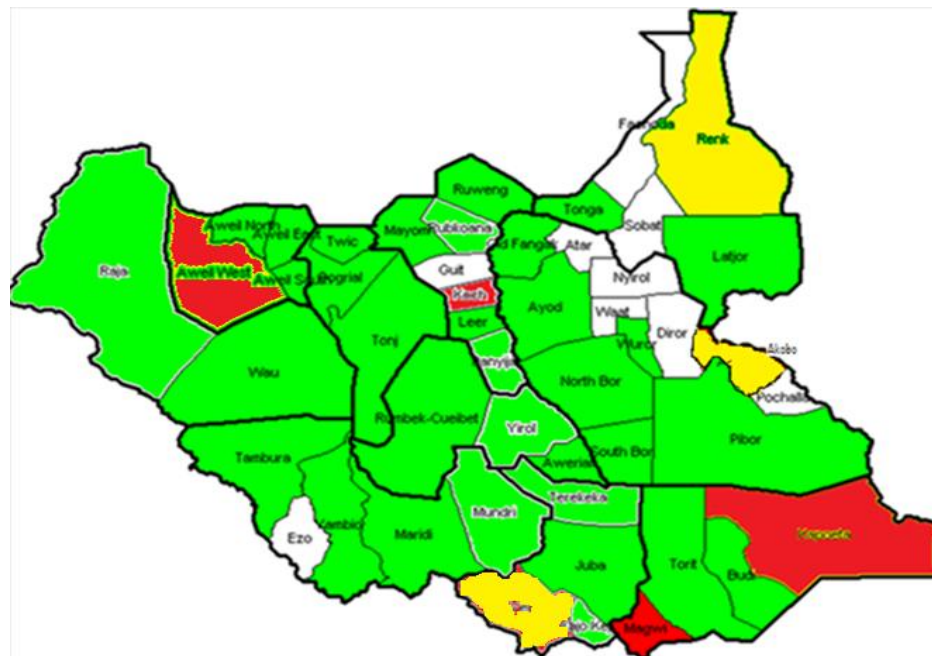
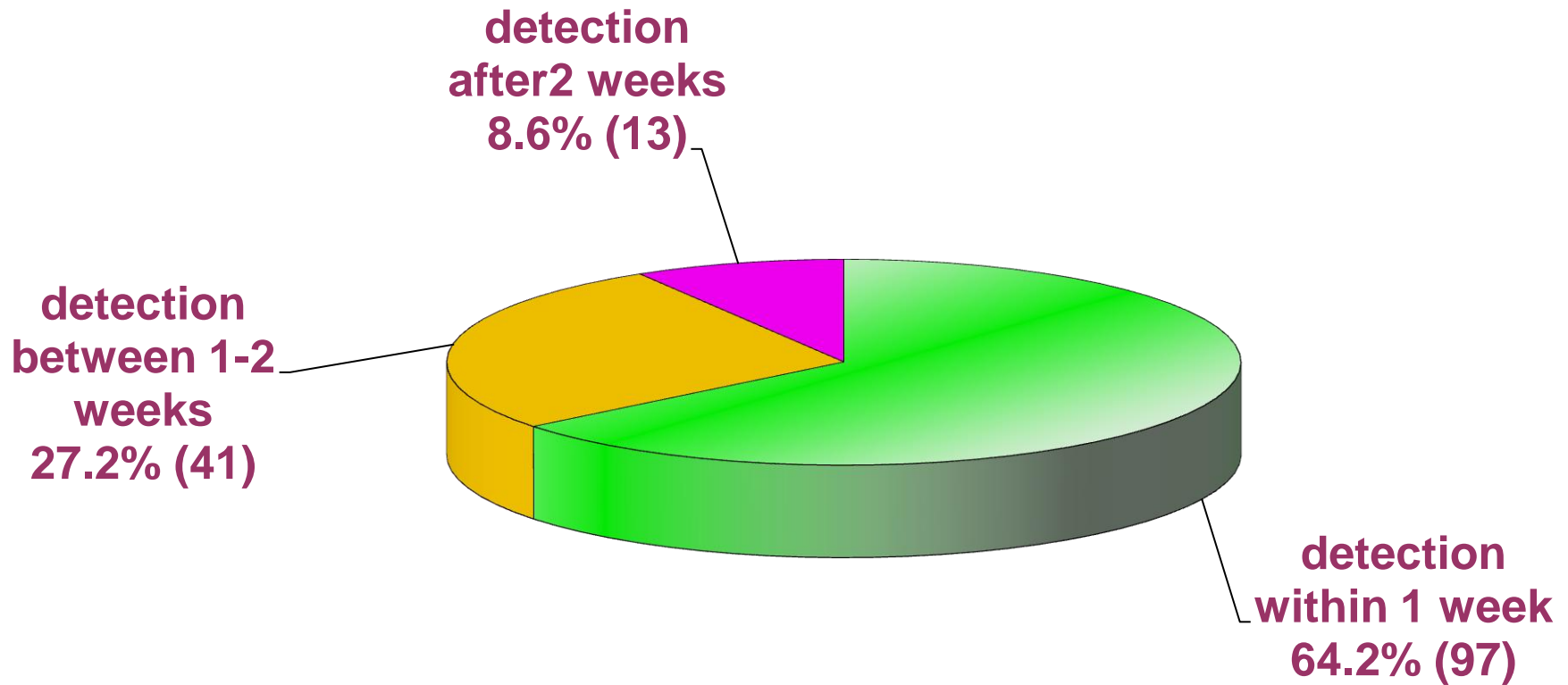
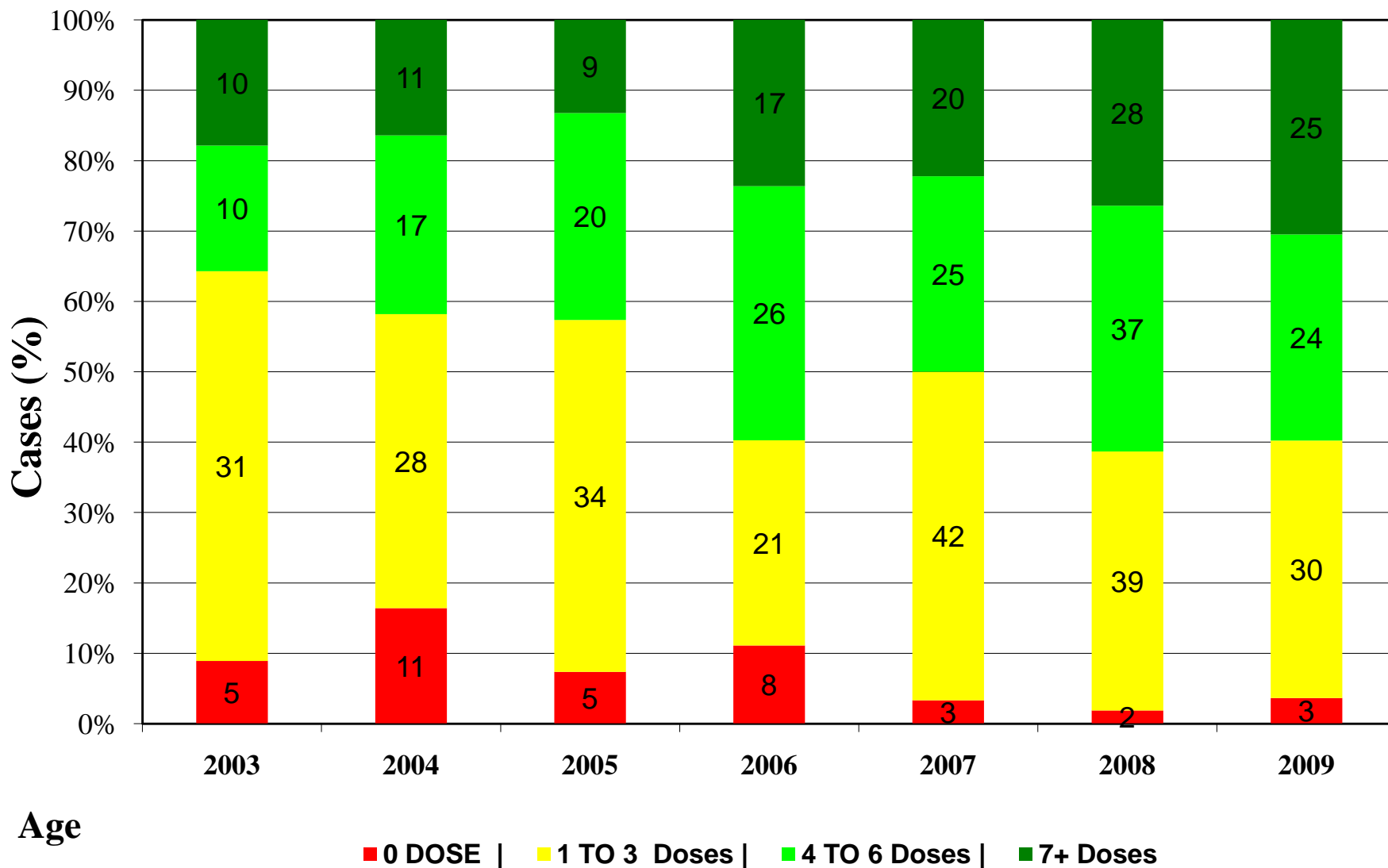


Figure 9. Percent distribution of AFP cases by time of detection, Southern Sudan, upto 40th week 2009*

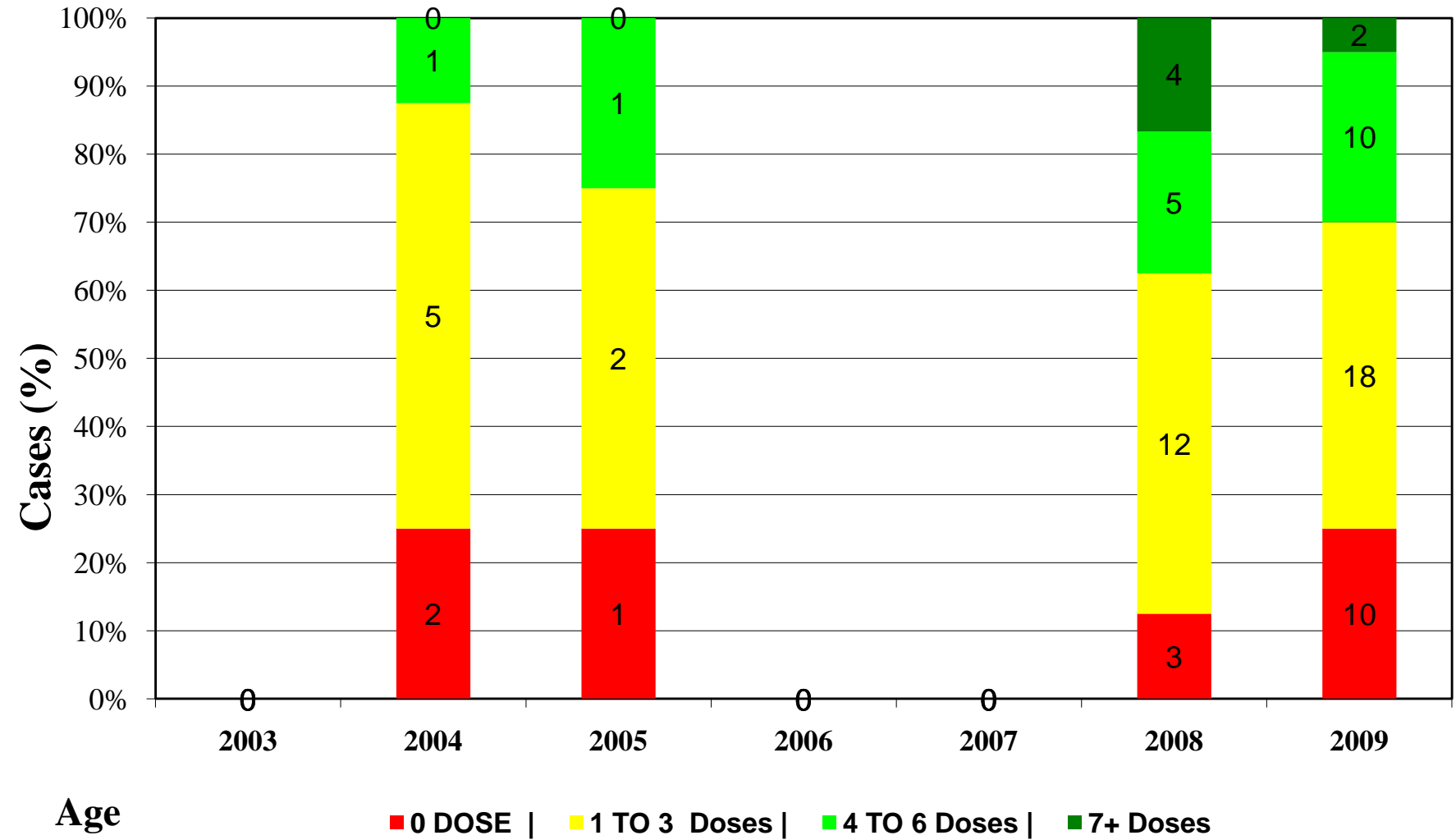


8 Cases have missing date of Notification, hence not included

Vaccination status of Non Polio AFP cases 6 – 59 months of age For Southern Sudan 2003-2009



Vaccination status of confirmed polio cases For Southern Sudan 2003-2009



Note: No Polio Cases in 2003, 2006 and 2007

Data as of week 40, Oct 4th 2009

Quality of specimens

INDICATORS	2005	2006	2007	2008	2009
% Cases with adequate specimens	76%	82.4%	88%	89%	89.3%
% Specimens in good condition	98%	100%	99%	100%	100%
% Cases with NPEV detected	16.8%	32.3%	15.2%	14.5%	11.1%
% Cases with WPV isolated	4%	0%	0%	13.4%	26.8%
% Cases with Sabin isolates	8.0%	2.9%	6.1%	4.5%	13.7%

Summary

- **No new confirmed case**
- **3 new AFP cases; 1 in Kajo Keji (CEQ), and 2 in Wau (WBEG)**
- **Total reported AFP cases is 159**
- **We have 40 confirmed cases to date compared to only 7 cases in the same period in 2008.**
- **Total reported non-polio AFP cases is 109 with annualized non polio AFP rate of 2.3**
- **Stool Adequacy rate recorded in Southern Sudan is 89.3%. All the states exceeded the targeted percentage of 80% except Eastern Equatoria which recorded only 66.7%.**
- **The non-polio enterovirus rate ranges between 0.0% in Western Equatoria and 27.3% in Central Equatoria while Sabin like cases range between 0.0% in (Western Bahr el Ghazal & Unity) and 27.3% in Eastern Equatoria.**