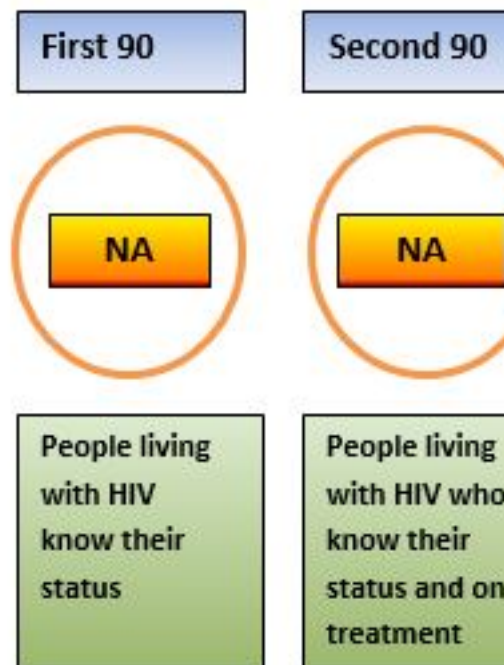
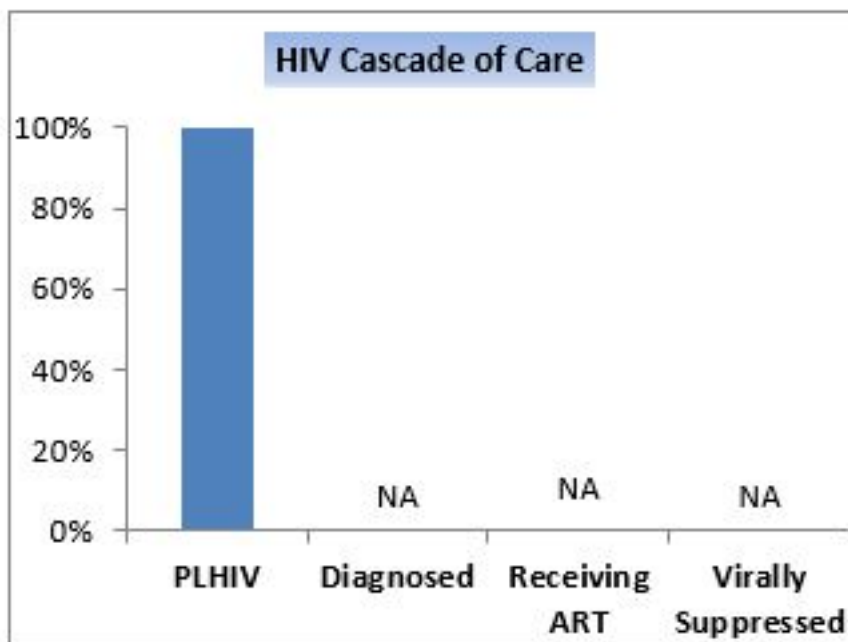


### Sociodemographic data

- Total population (in millions) 18.6
- Maternal mortality per 100 000 live births :68
- Life expectancy at birth (years) : 70
- Total fertility rate (births per woman) : 3.0
- GNI per capita, PPP (current international US\$)
- Health expenditure, total (% of GDP) : 3.3
- Health expenditure per capita (current US\$) : 66
- Human Development Index Value: 0.54

### HIV care cascade and progress towards 90-90-90



### Epidemiological data (2016) HIV estimates and case notification

Estimated

Reported

HIV prevalence in general population

NA

People Living with HIV (PLHIV)

NA

640

New infections

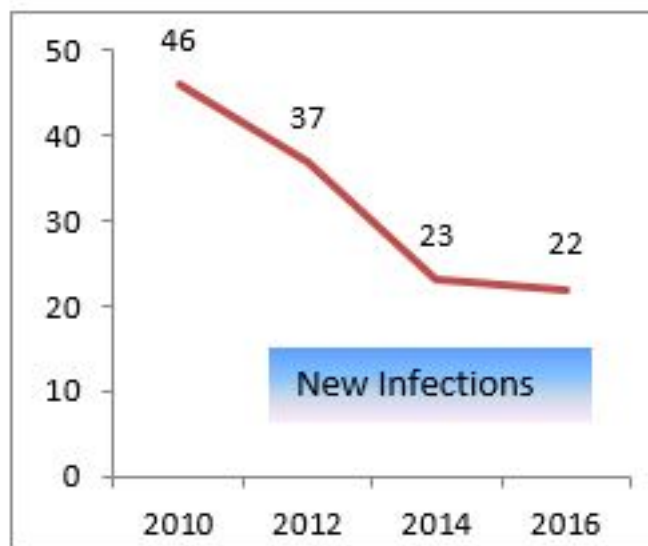
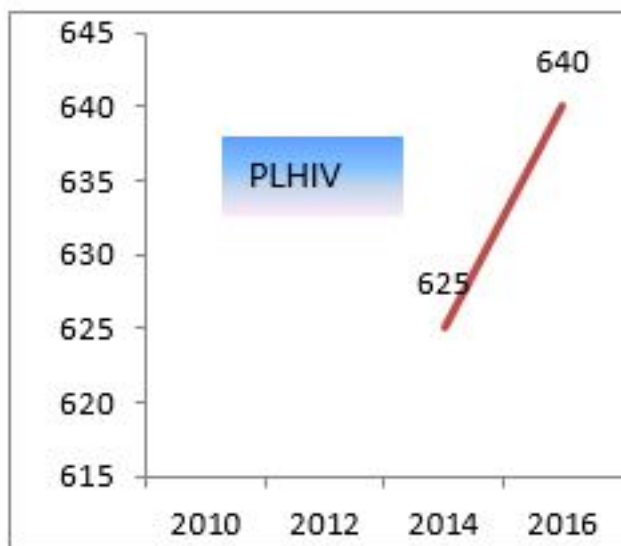
NA

22

AIDS related deaths

NA

7



14  
12  
10  
8  
6  
4  
2  
0

Estimated   
Reported 

### HIV in specific populations

**Survey data**

**Size estimate**

**Routine testing and VCT data**

**Key populations**

**No community-based HIV surveillance**

**No tested**

416

**HIV+ cases (%)**

0%

**Sex workers (SW)**

**Men having sex with men (MSM)**

10 000 (2013)

**People who inject drugs (PWIDs)**

10 000 (2013)

**Prisoners**

□

84 0%

**Populations in health settings**

□

□

□

□

□

**TB patients**

45      0%

**Pregnant women**

**Blood donors**

195 549

0%

**Clients of testing services**



## Response Policy implementation

### Implementation of national policy on HIV self-testing (HIVST)

Unknown

### Policy CD4 threshold adults and adolescents

Treat all

### Implementation of Treat All adults and adolescents

Implemented in few (<50%) treatment="" sites="" span="">

**Recommended initiation threshold children**

Treat All regardless of age

**Implementation of lifelong ART to pregnant & breastfeeding women**

Implemented countrywide

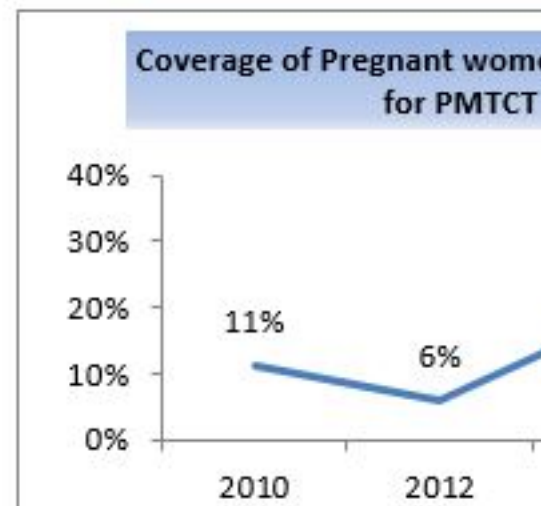
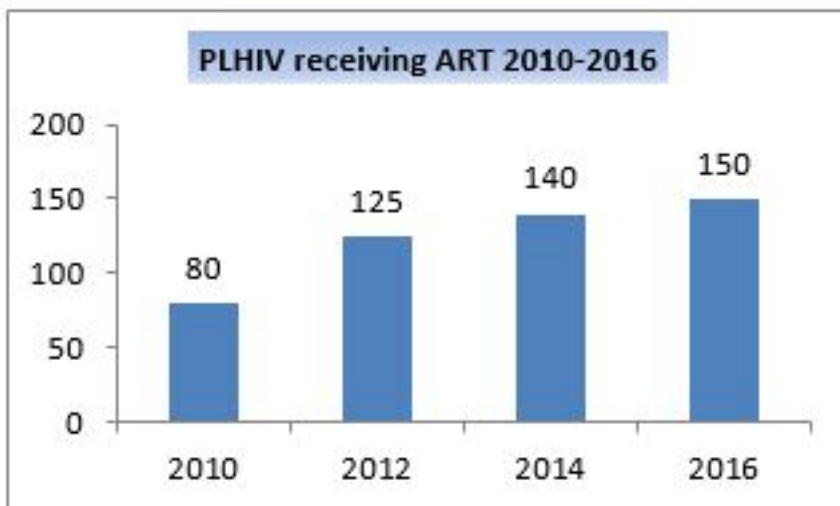
**Implementation of national policy on viral load monitoring**

Fullyimplemented

**HIV testing coverage in key populations \***

Data not available.

**Antiretroviral therapy and PMTCT coverage**



## References

(1) <http://www.prb.org/pdf16/prb-wpds2016-web-2016.pdf>; (2) WHO.EMRO Regional Surveillance Data; (3) UNAIDS/WHO estimates 2016; (4) Global AIDS Monitoring (GAM) 2016.

Friday 26th of April 2024 07:55:01 PM