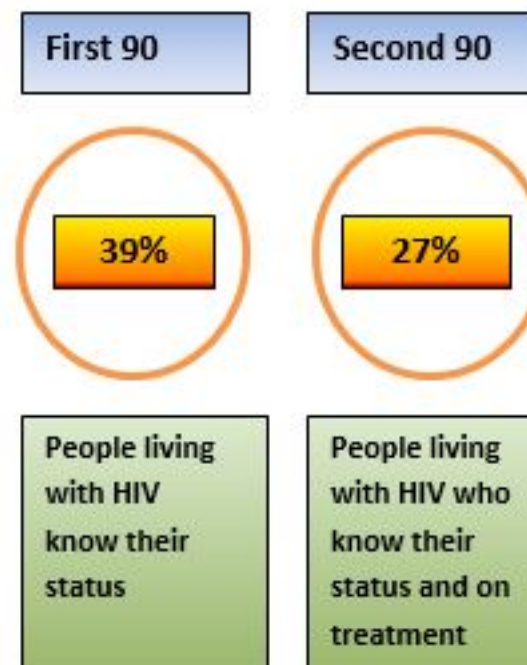
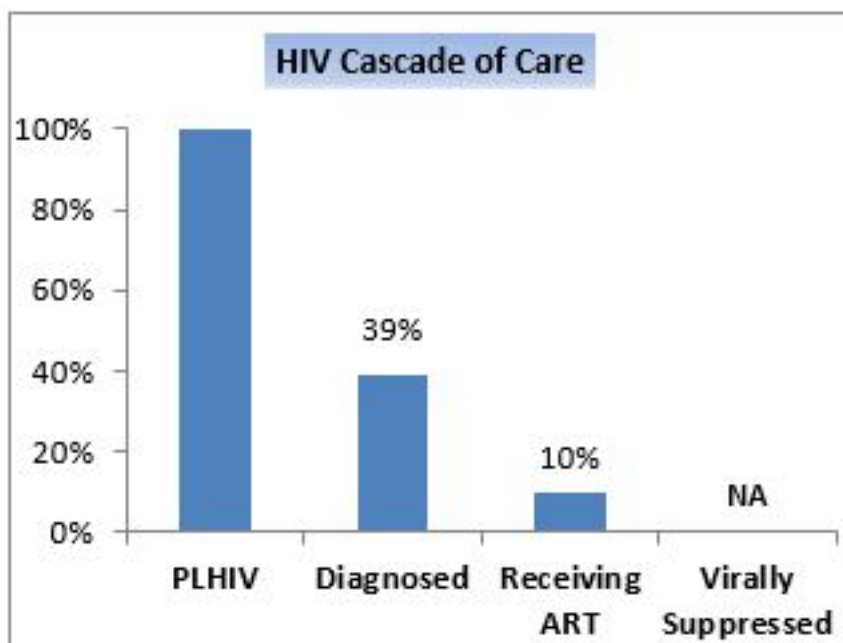


## Sociodemographic data

- Total population (in millions) 41.2
- Maternal mortality per 100 000 live births : 311
- Life expectancy at birth (years) : 63
- Total fertility rate (births per woman) : 4.5
- GNI per capita, PPP (current international US\$) :3 990
- Health expenditure, total (% of GDP) : 8.4
- Health expenditure per capita (current US\$) : 130
- Human Development Index Value : 0.49

## HIV care cascade and progress towards 90-90-90



## Epidemiological data (2016) HIV estimates and case notification

[Empty box for data entry]

Estimated

**Reported**

**HIV prevalence in general population**

0.2 [0.1 - 0.4]

**People living with HIV (PLHIV)**

56 000

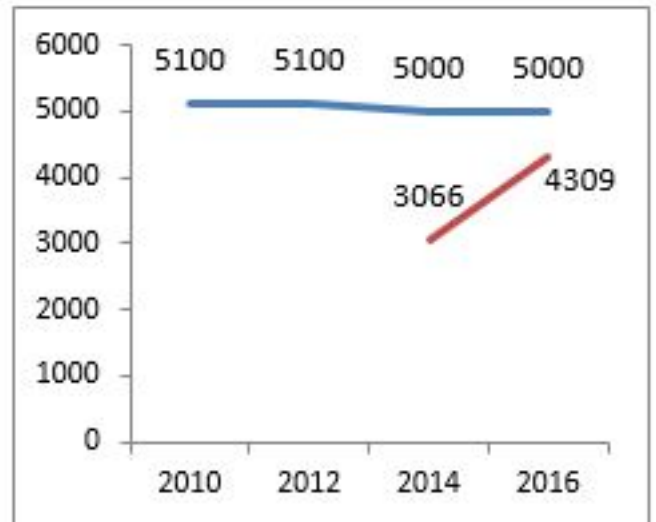
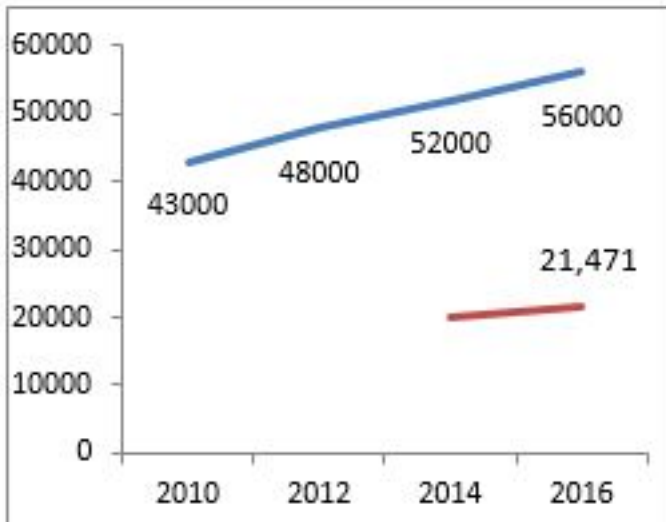
21,471

**New infections**

5,000 [1900 - 9400] 4,309

**AIDS-related deaths**

3,000 [2200 - 4300] 178



Estimated   
Reported 

### HIV in specific populations

**Survey data**




**Size estimate**

**Routine testing and VCT data**

***Key populations***

**Prevalence**



**No tested**

**HIV+ cases (%)**

**Sex workers (SW)**

1.3% (n=4134) in 2015

131

0.7%

**Men having sex with men (MSM)**

1.4% (n=4142) in 2015

4123

1%

**People who inject drugs (PWIDs)**



**Prisoners**



**Populations in health settings**

[ ]

[ ]

[ ]

[ ]

[ ]

**TB patients**

[ ]

[ ]

[ ]

3659

7.7%

**Pregnant women**

90,865

0.1%

**Blood Donors**



317,210

0.5%

**Clients of testing services**

59815

4.8%

**Response  
Policy implementation**

**Policy CD4 threshold adults and adolescents**

CD4  $\leq$ 500 cells/mm<sup>3</sup>

**Recommended initiation threshold**

< 5 years (as per WHO 2013 guidelines)

**Policy of lifelong ART to pregnant & breastfeeding women**

Option B+

**Implementation of lifelong ART to pregnant & breastfeeding women**

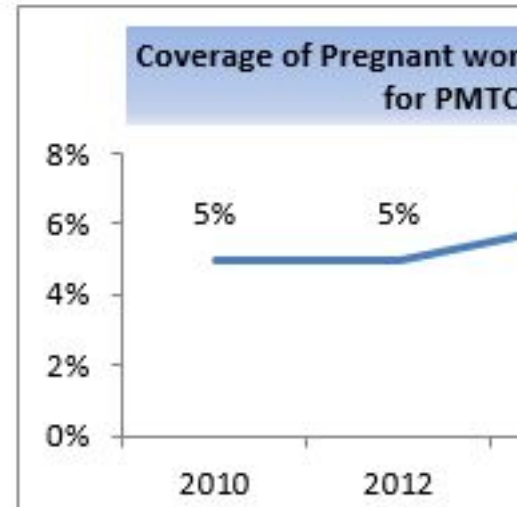
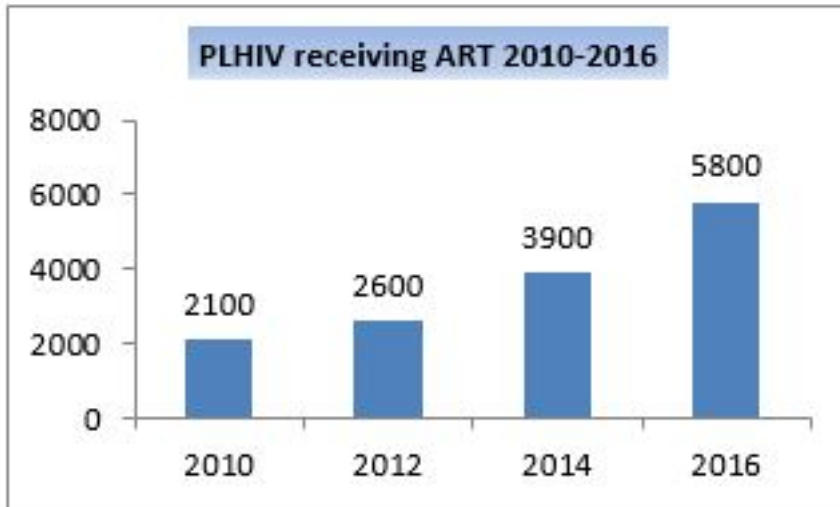
Done country-wide

**Implementation of national policy on viral load monitoring**

Not implemented

**HIV testing coverage in key populations \***

## Antiretroviral therapy and PMTCT coverage



### References

(1) <http://www.prb.org/pdf16/prb-wpds2016-web-2016.pdf> ; (2) WHO.EMRO Regional Surveillance Data; (3) UNAIDS/WHO estimates 2016; (4) Global AIDS Monitoring (GAM) 2016.

Friday 26th of April 2024 06:33:38 PM