

## Epidemic estimates

2020

### Adult (15 to 49) HIV prevalence

<0.1 [ $<0.1$ – $<0.1$ ]

### Adults and children living with HIV

12 000 [10 000–14 000]

### New HIV infections

1000 [750–1500]

### AIDS-related deaths

<200 [ $<100$ – $<200$ ]

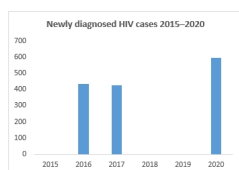
## Epidemic transition

### Percentage change in new HIV infections since 2010

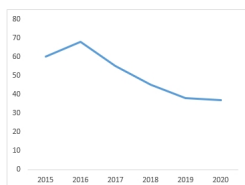
**+132%**

### Percentage change in AIDS-related deaths since 2010

**+110%**



### Elimination of mother-to-child transmission



## Data on key populations

□

### Sex workers

### Gay men and other men who have sex with men

## People who inject drugs

## Estimated size of population

—

—

—

## HIV prevalence

—

—

—

## Know their HIV status

—

—

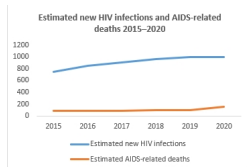
—

## Antiretroviral therapy coverage

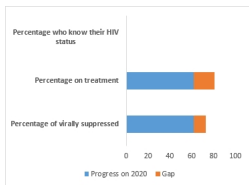
—

—

—



## HIV cascade of care 2020



Tuesday 30th of April 2024 05:54:46 AM