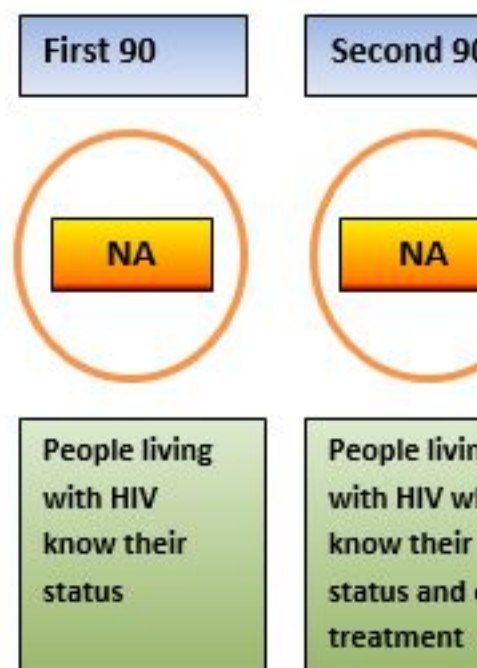
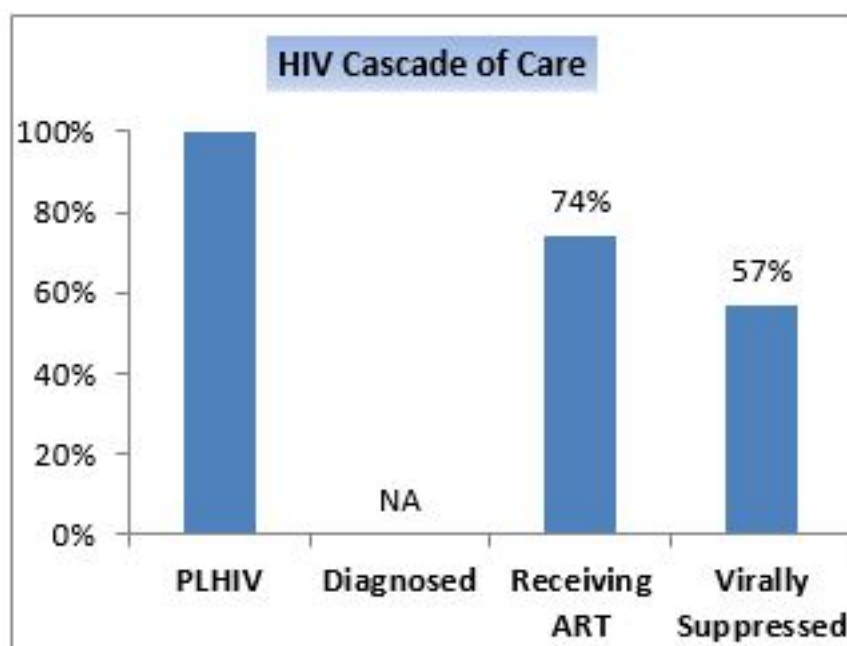


Sociodemographic data

- Population: 32.28 m; 78.4% urban population
- GNI (per capita): 55.860

HIV care cascade and progress towards 90-90-90



Epidemiological data (2016) HIV estimates and case notification

[Empty box]

[Empty box]

Estimated

Reported

HIV prevalence in general population

People living with HIV (PLHIV)

8200 [7400 - 9000]


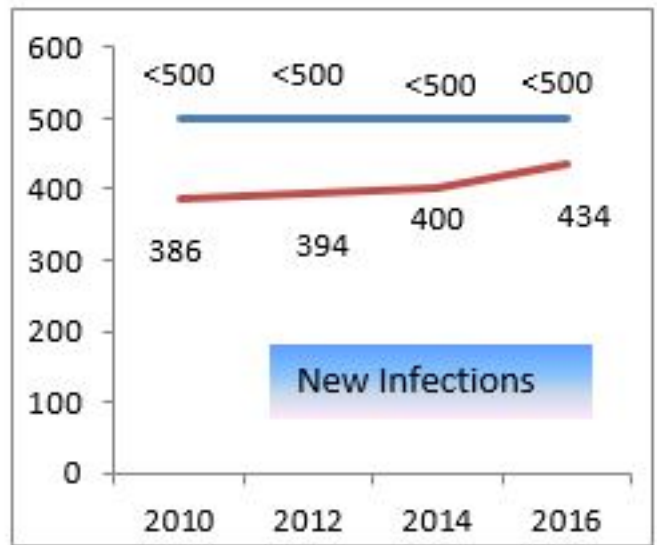
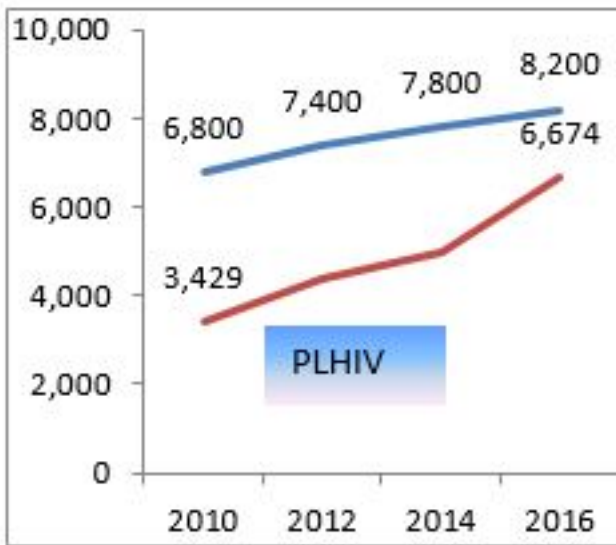
6674

New infections

434

AIDS-related deaths

39



Estimated
 Reported

HIV in specific populations

Survey data

Size estimate

Routine testing and VCT data

Key populations

No tested

HIV+ cases (%)

Sex workers (SW)

NA

Men having sex with men (MSM)

NA

People who inject drugs (PWIDs)

NA

10 000 (2008)

Prisoners

41 698 (2015)

0.3%

Populations in health settings

[]

TB patients

[]

[]

[]

3286 (2015)

0.7%

Pregnant women

[]

[]

[]

[]

[]

Blood donors

[]

[]

[]

[]

[]

Clients of testing services

[]

[]

[Empty box]

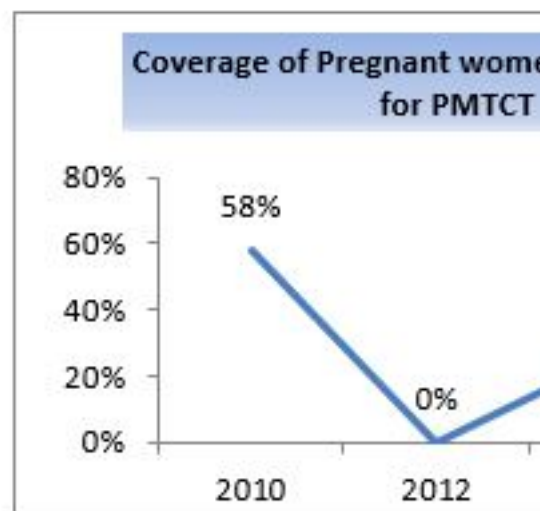
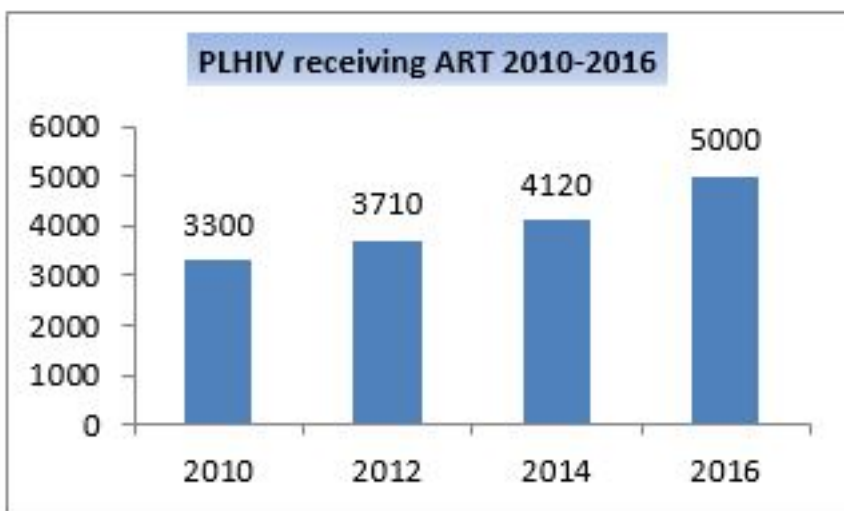
[Empty box]

[Empty box]

HIV testing coverage in key populations *

Data not available.

Antiretroviral therapy and PMTCT coverage



References

¹ <http://www.prb.org/pdf16/prb-wpds2016-web-2016.pdf>; (2) WHO.EMRO Regional Surveillance Data; (3) UNAIDS/WHO estimates 2016; (4) Global AIDS Monitoring (GAM) 2016.

Saturday 27th of April 2024 12:22:38 PM