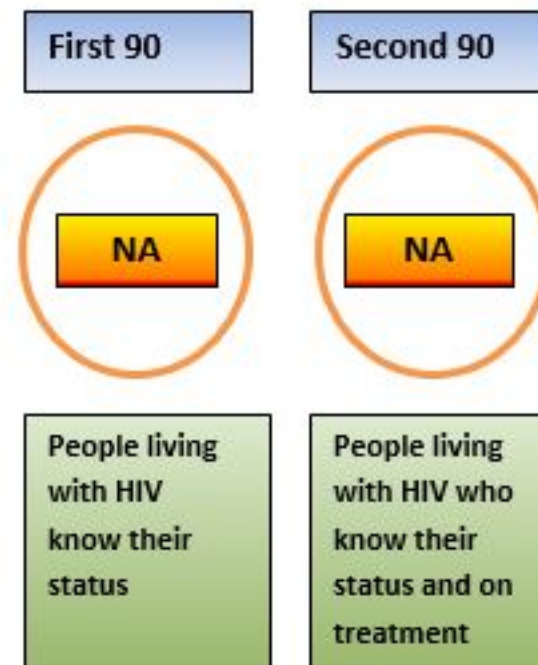
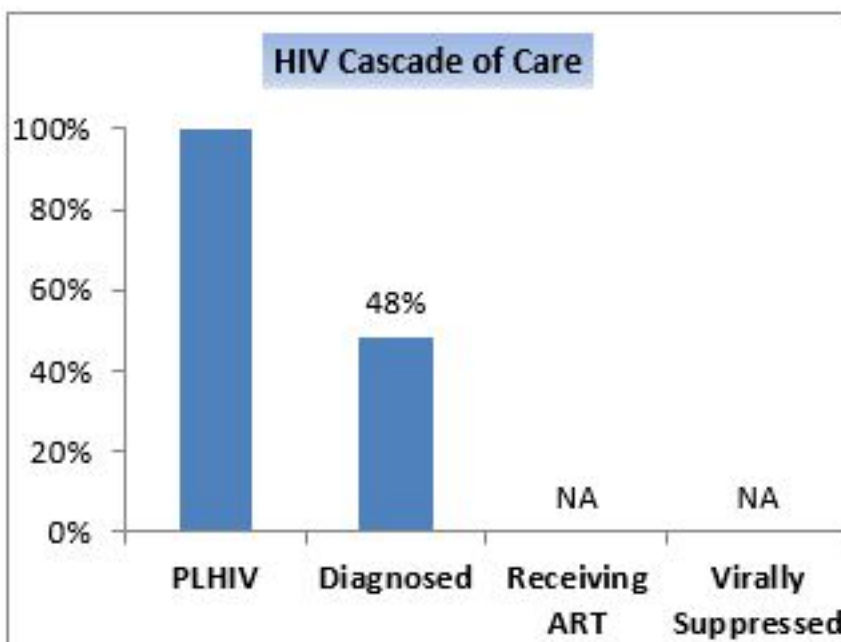


### Sociodemographic data

- Total population (in millions): 6.3
- Maternal mortality per 100 000 live births :9
- Life expectancy at birth (years) : 72
- Total fertility rate (births per woman) : 2.5
- GNI per capita, PPP (current international US\$)
- Health expenditure, total (% of GDP) : 5.0
- Health expenditure per capita (current US\$) : 372
- Human Development Index Value : 0.72

### HIV care cascade and progress towards 90-90-90



### Epidemiological data (2016) HIV estimates and case notification

[Empty box for data entry]

Estimated

Reported

HIV prevalence in general population

NA

People living with HIV (PLHIV)

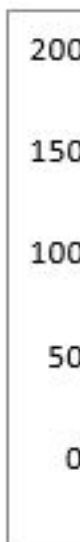
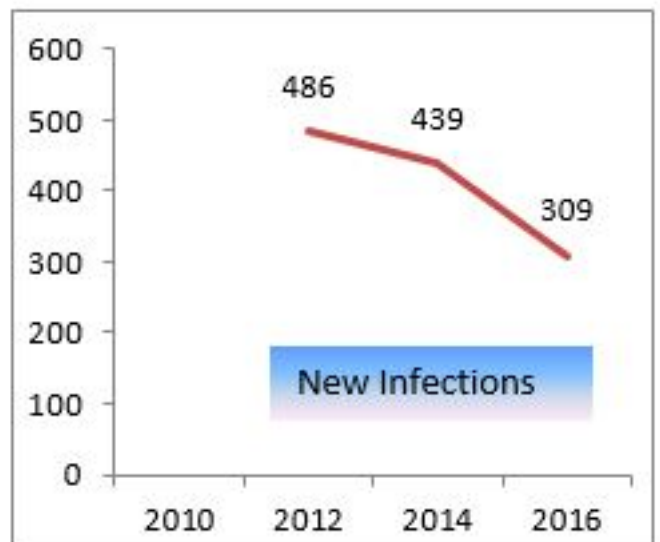
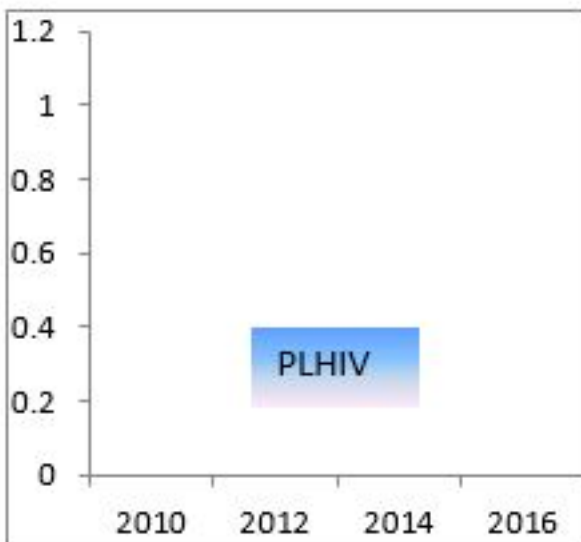
NA

New infections

NA 309

AIDS-related deaths

NA 121



Estimated   
Reported 

### HIV in specific populations

[Empty box]

**Survey data**

[Empty box]

**Size estimate**

**Routine testing and VCT data**

**Key populations**

**Prevalence**

[Empty box]

[Empty box]

**No tested**

**HIV+ cases (%)**

**Sex workers (SW)**



No data

**Men having sex with men (MSM)**



No data

**People who inject drugs (PWIDs)**



No data

**Prisoners**



No data

**Populations in health settings**





[ ]

[ ]

[ ]

No data

**Blood donors**

[ ]

[ ]

[ ]

No data



**Clients of testing services**

No data

**Response  
Policy implementation**

Implementation of national policy on HIV self-testing (HIVST)

Policy on HIVST but still not implemented

Treatment initiation threshold adults and adolescents

Treat All regardless of CD4 count

Implementation of Treat All adults and adolescents

Implemented in few (<50%) treatment sites

Treatment initiation threshold children

Treat All regardless of age

Implementation of lifelong ART to pregnant & breastfeeding women

Implemented in a small number (<50%) of MCH sites

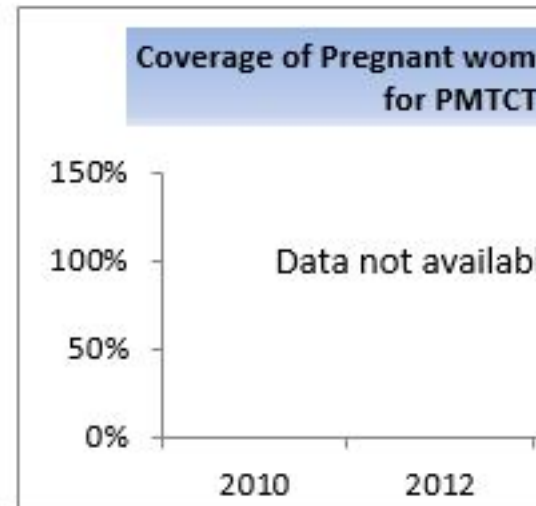
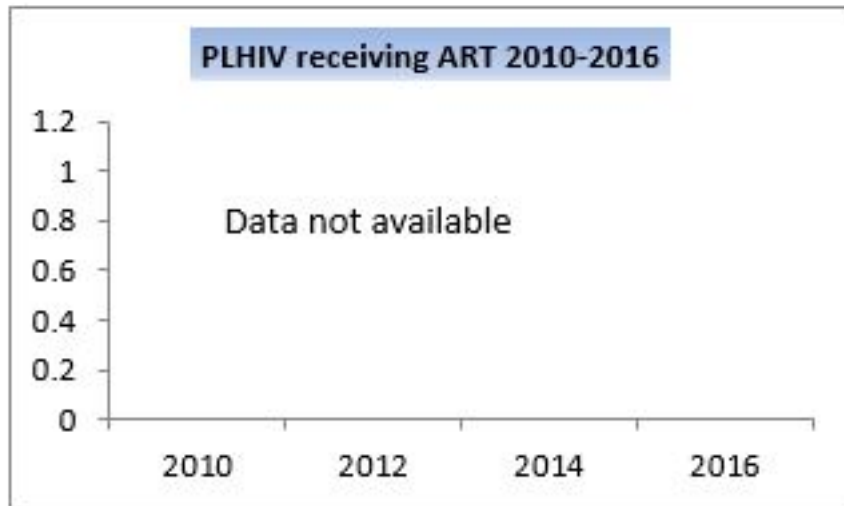
Implementation of national policy on viral load monitoring

Fully implemented

## HIV testing coverage in key populations \*

Data not available

### Antiretroviral therapy and PMTCT coverage



### References

- (1) <http://www.prb.org/pdf16/prb-wpds2016-web-2016.pdf>; (2) WHO.EMRO Regional Surveillance Data; (3) UNAIDS/WHO estimates 2016; (4) Global AIDS Monitoring (GAM) 2016.

Friday 26th of April 2024 10:15:55 AM