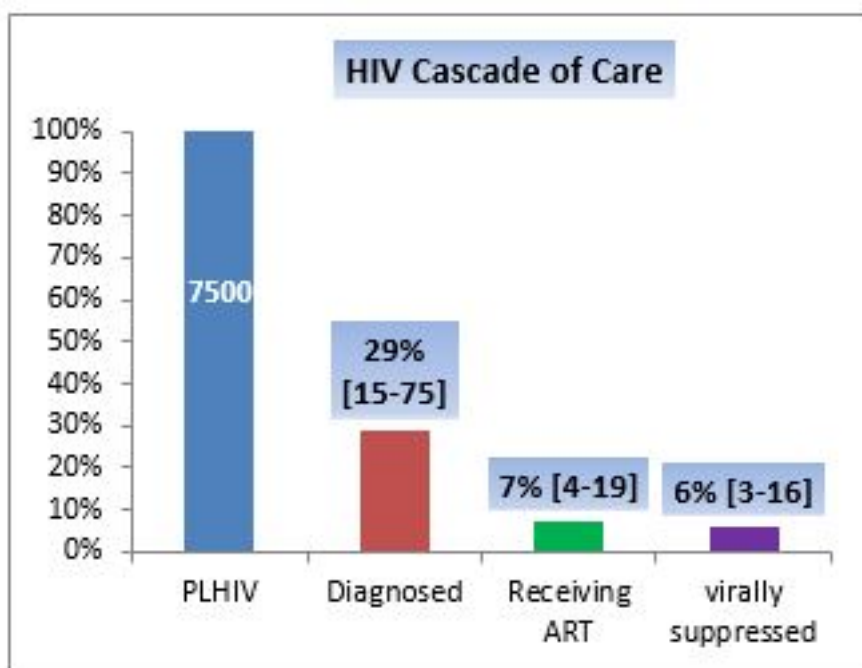


### Sociodemographic data

- Population: 33.4 million; percentage of urban population: 27%
- Births per 1000 population: 37
- Deaths per 1000 population: 8
- Infant mortality rate: 68
- Human development index rank: 171 (low)
- Gross national income (per capita): US\$ 1990 (low income)

### HIV care cascade and progress towards 90-90-90



### Epidemiological data (2016) HIV estimates and case notification

[Empty box for data entry]

Estimated

Reported

**HIV prevalence in general population**

0.1

NA

**People Living with HIV (PLHIV)**

7500 [3900 – 19,000]


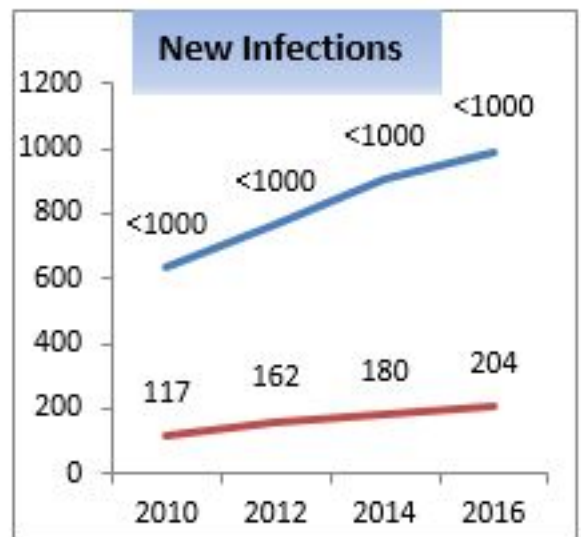
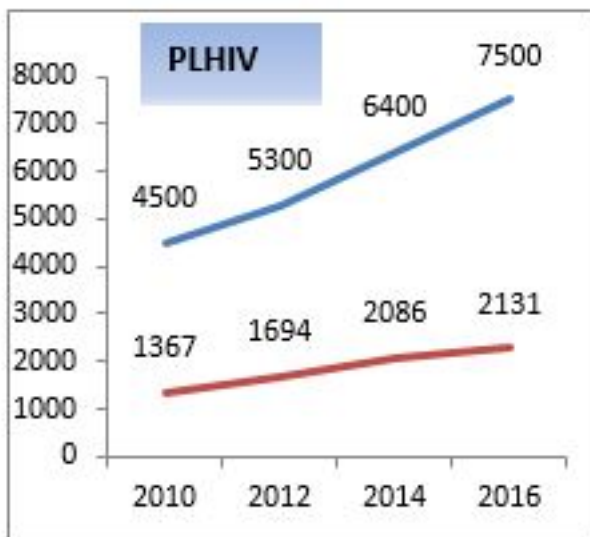
2131

**New infections**

204

**AIDS related deaths**

26



Estimated —  
 Reported —

### HIV in specific populations

Survey data




**Size estimate**

**Routine testing and VCT data**

***Key populations***

**Prevalence**



**No tested**

**HIV+ cases (%)**

**Sex workers (SW)**

**0.2 (2012)**

12500

131

0

**Men having sex with men (MSM)**

0.4 (2012)

10700

4123

21 (0.5%)

**People who inject drugs (PWIDs)**

4.4 (2012)

□

40900

13581

35 (0.2%)

**Prisoners**

NA

□

28000

9997

2 (.02%)

**Populations in health settings**

**TB patients**

3028

12 (0.4%)

**Pregnant women**

2167

4 (0.2%)

**Blood Donors**



128,167

0 (0%)

**Clients of testing services**

26789

134 (0.5%)

**Response  
Policy implementation**

**Policy CD4 threshold adults and adolescents**

Treat all

**Recommended initiation threshold**

□

Treat all

**Policy of lifelong ART to pregnant & breastfeeding women**

Option B+

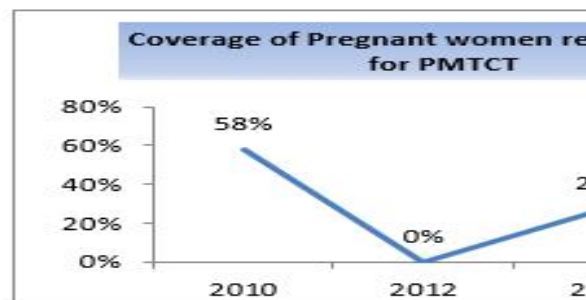
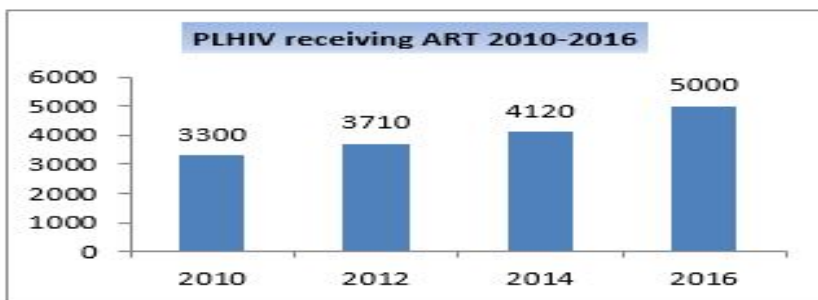
**Implementation of lifelong ART to pregnant & breastfeeding women**

Done in a small number of MCH sites

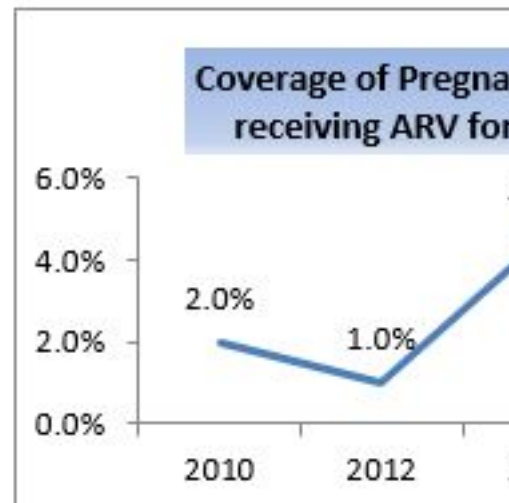
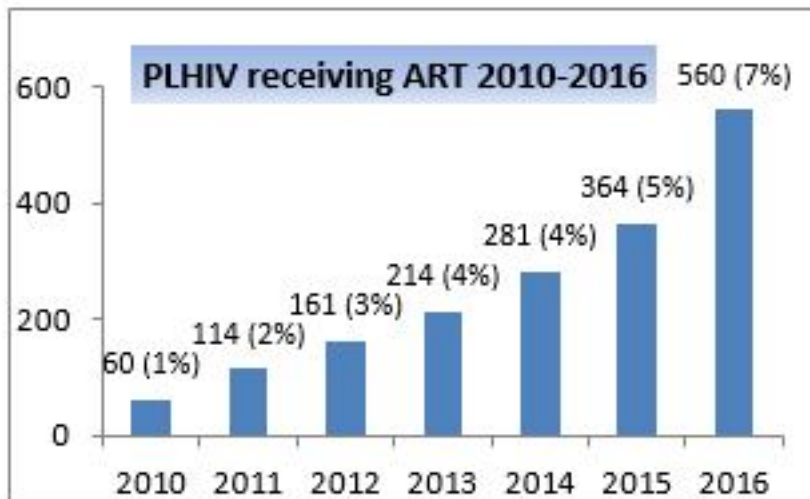
**Implementation of national policy on viral load monitoring**

Not implemented

**HIV testing coverage in key populations \***



Antiretroviral therapy and DMTCT coverage



References

<sup>1</sup> <http://www.prb.org/pdf16/prb-wpds2016-web-2016.pdf>; (2) WHO.EMRO Regional Surveillance Data; (3) WHO/UNAIDS data spectrum 2016; (4) Global AIDS Monitoring (GAM) 2016.\*These are approximate estimations based on the latest available data for number of people tested and size estimates.

Saturday 27th of April 2024 06:09:16 AM