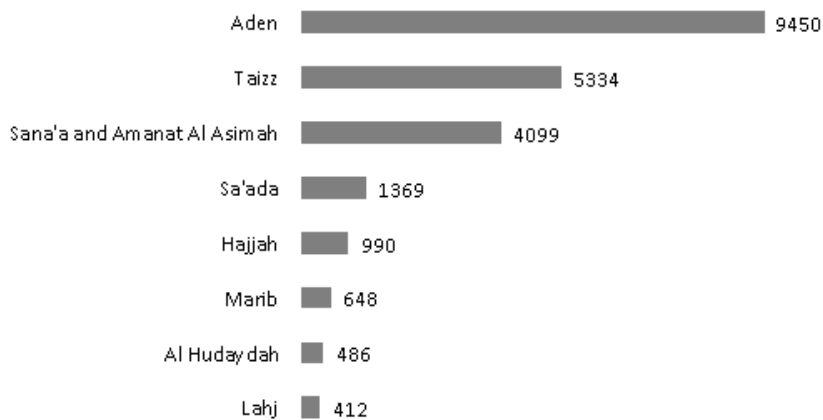


Governorates with > 400 total injuries and deaths



* Figures of women and children were not classified on a daily-basis

Governorate	Total deaths and injuries	Total deaths	Total injuries	children dead	children injured	women dead	women injured	total children	total women
Abyan	208	18	190	3	5	2	2	8	4
Aden	9450	974	8476	37	185	20	160	222	180
Al Bayda	382	72	310	7	1	0	3	8	3
Al Dhale'e	297	128	169	0	4	0	1	4	1
Al Hudaydah	486	121	365	1	12	0	3	13	3
Al Jawf	101	36	65	4	0	7	0	4	7
Al Maharah	0	0	0	0	0	0	0	0	0
Al Mahwit	14	3	11	1	4	2	3	5	5
Amanat Al Asimah	2508	318	2190	26	57	11	55	83	66
Amran	381	123	258	1	7	3	4	8	7
Dhamar	139	35	104	6	4	4	2	10	6
Hadramaut	352	120	232	0	3	0	1	3	1
Hajjah	990	298	692	11	43	44	55	54	99
Ibb	317	98	219	14	23	12	10	37	22
Lahj	412	137	275	0	0	0	0	0	0
Marib	648	138	510	0	1	1	1	1	2
Raymah	6	5	1	0	0	0	0	0	0
Sa'ada	1369	593	776	79	42	71	37	121	108
Sana'a	1591	296	1295	23	94	7	52	117	59
Shabwah	188	59	129	0	0	1	0	0	1
Socotra	0	0	0	0	0	0	0	0	0
Taizz	5334	654	4680	45	199	37	137	244	174
Total	25173	4226	20947	258	684	222	526	942	748



Raw data source: Yemen health cluster

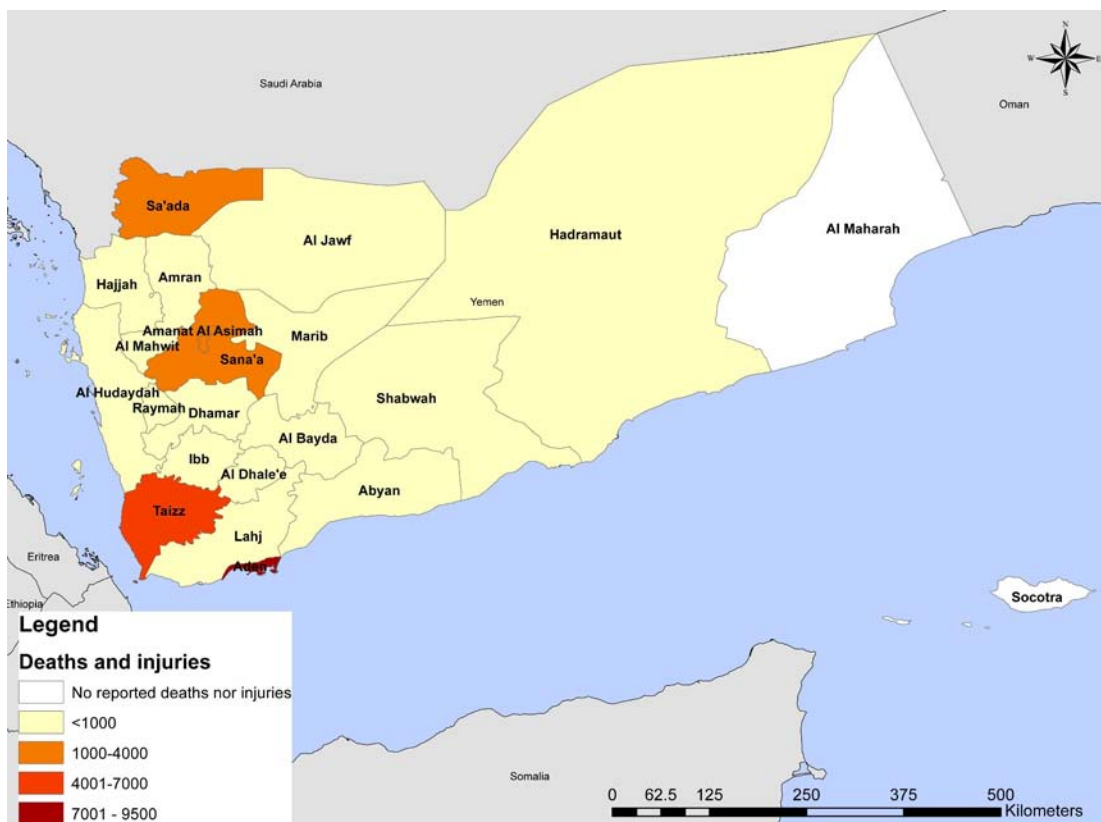
DISCLAIMER

The figures shown are based on reporting by health facilities only, which may be an under-estimation of the actual figures. Figures of children and women were not reported on daily bases.

The boundaries and names shown and the designations used on this infographic do not imply the expression of any opinion whatsoever on the part of the World Health Organization concerning the status of any country, territory, city, or area, or of its authorities, or concerning the delimitation of its frontiers or boundaries. Dotted lines on maps represent approximate border lines for which there may not yet be full agreement. All reasonable precautions have been taken by WHO to produce this infographic. However this infographic is being distributed without warranty of any kind, either express or implied regarding its content. The responsibility for its interpretation and use lies with the user. In no event shall the World Health Organization be liable for damages arising from its use.

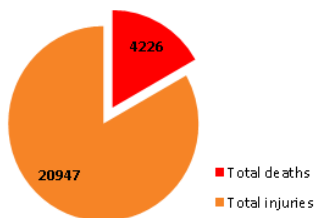
© WHO 2015. All rights reserved.

Yemen crisis: Health facility-based reported deaths and injuries, 19 March–29 July 2015



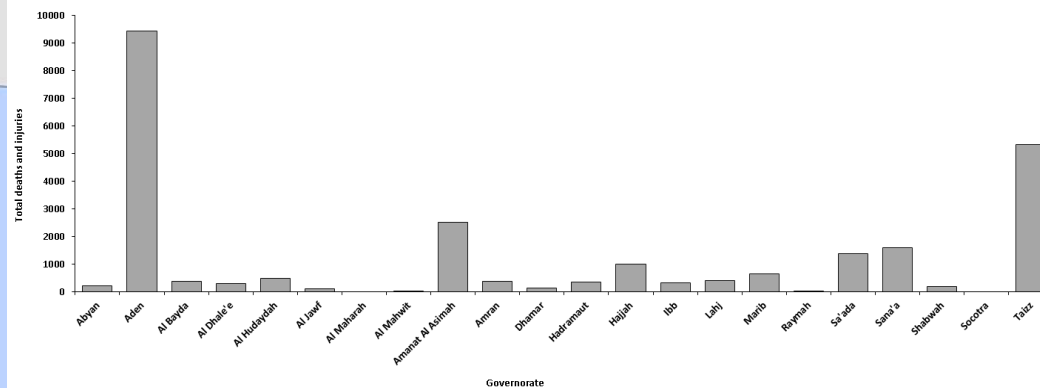
Raw data source: Yemen health cluster

Total deaths and injuries

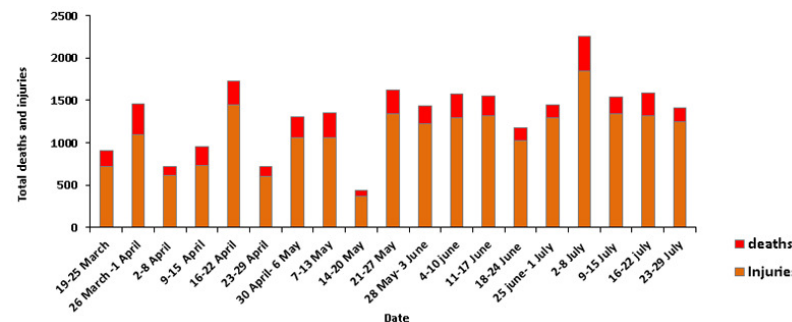


* Figures of women and children were not classified on a daily-basis

Total deaths and injuries per governorate



Total deaths and injuries by week



week	total
19-25 March	904
26 March -1 April	1462
2-8 April	723
9-15 April	952
16-22 April	1723
23-29 April	724
30 April- 6 May	1305
7-13 May	1357
14-20 May	442
21-27 May	1622
28 May- 3 June	1328
7-10 June	1571
11-17 June	1550
18-24 June	1175
25 June- 1 July	1441
9-15 July	1542
16-22 July	1588
23-29 July	1407

Raw data source: Yemen health cluster

DISCLAIMER

The figures shown are based on reporting by health facilities only, which may be an under-estimation of the actual figures. Figures of children and women were not reported on daily bases.

The boundaries and names shown and the designations used on this infographic do not imply the expression of any opinion whatsoever on the part of the World Health Organization concerning the status of any country, territory, city, or area, or of its authorities, or concerning the delimitation of its frontiers or boundaries. Dotted lines on maps represent approximate border lines for which there may not yet be full agreement. All reasonable precautions have been taken by WHO to produce this infographic. However this infographic is being distributed without warranty of any kind, either express or implied regarding its content. The responsibility for its interpretation and use lies with the user. In no event shall the World Health Organization be liable for damages arising from its use.

© WHO 2015. All rights reserved.



25173
TOTAL DEATHS AND INJURIES

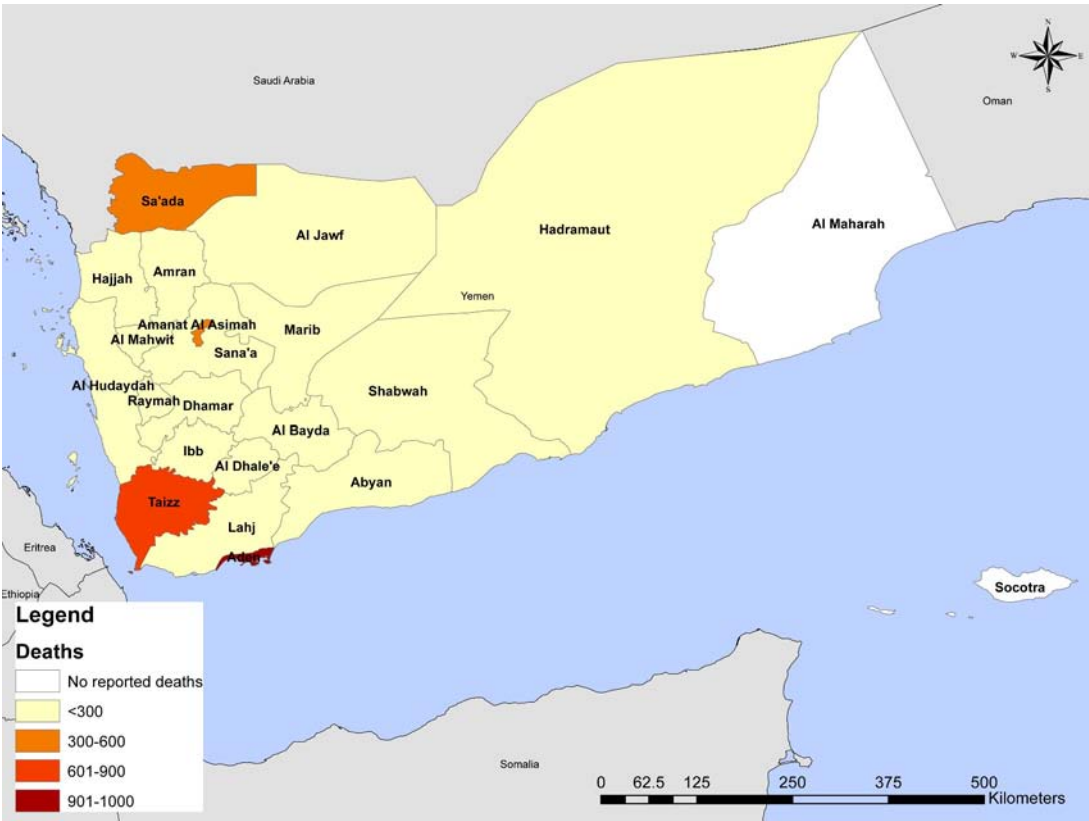


942
TOTAL CHILDREN INJURED AND DEAD



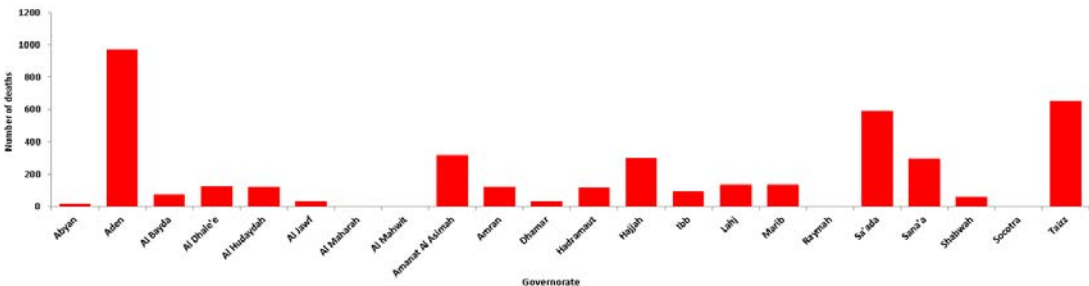
748
TOTAL WOMEN INJURED AND DEAD

Yemen crisis: Health facility-based reported deaths, 19 March–29 July 2015

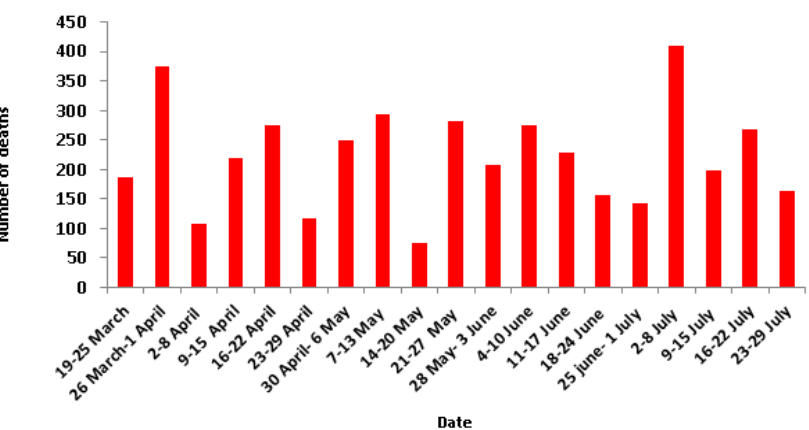


Raw data source: Yemen health cluster

Deaths per governorate



Deaths by week



week	deaths
19-25 March	186
26 March -1 April	374
2-8 April	107
9-15 April	220
16-22 April	274
23-29 April	117
30 April- 6 May	249
7-13 May	293
14-20 May	76
21-27 May	283
28 May- 3 June	195
7-10 June	274
11-17 June	228
18-24 June	157
25 June- 1 July	143
9-15 July	198
16-22 July	267
23-29 July	163

* Figures of women and children were not classified on a daily-basis



**4226
TOTAL
DEATHS**



**258
CHILDREN
DEAD**



**222
WOMEN
DEAD**

Raw data source: Yemen health cluster

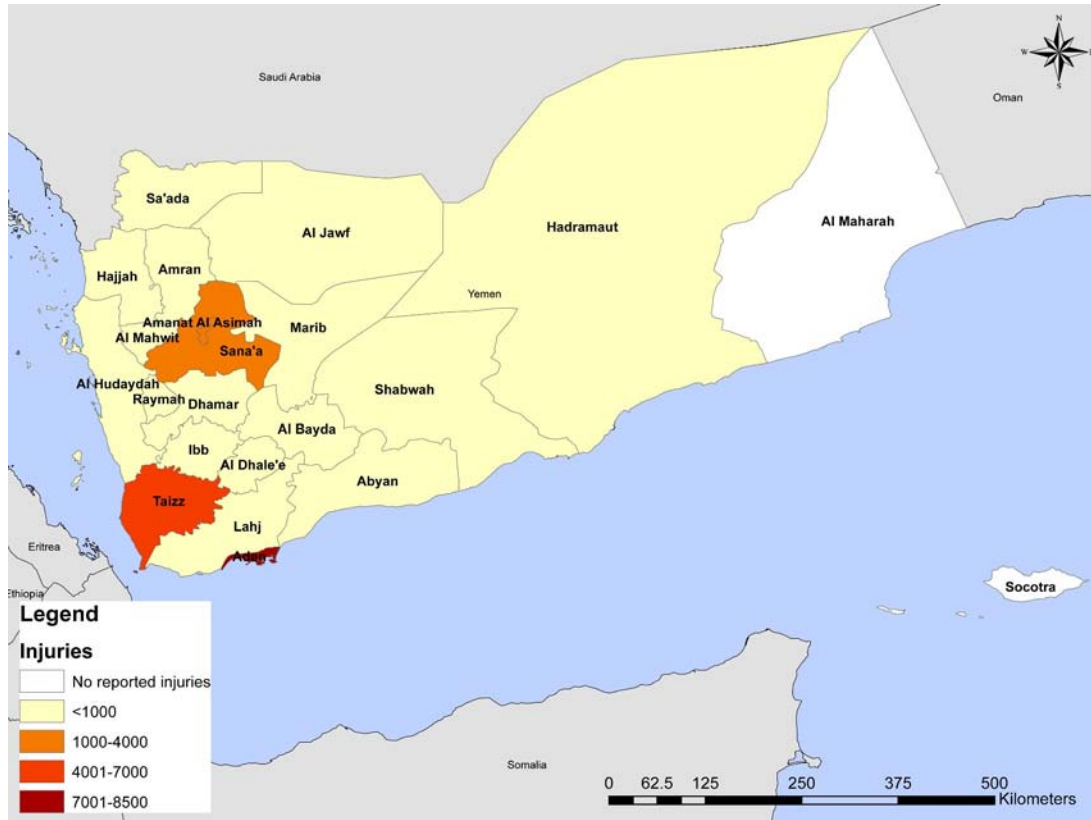
DISCLAIMER

The figures shown are based on reporting by health facilities only, which may be an under-estimation of the actual figures. Figures of children and women were not reported on daily bases.

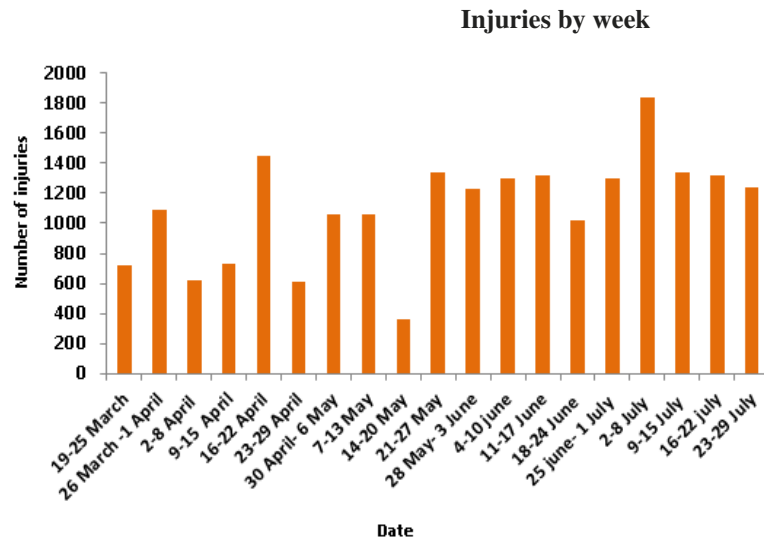
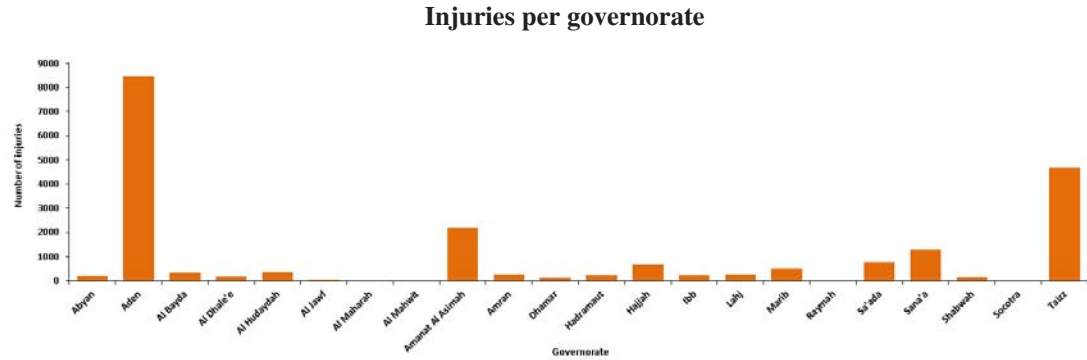
The boundaries and names shown and the designations used on this infographic do not imply the expression of any opinion whatsoever on the part of the World Health Organization concerning the status of any country, territory, city, or area, or of its authorities, or concerning the delimitation of its frontiers or boundaries. Dotted lines on maps represent approximate border lines for which there may not yet be full agreement. All reasonable precautions have been taken by WHO to produce this infographic. However this infographic is being distributed without warranty of any kind, either express or implied regarding its content. The responsibility for its interpretation and use lies with the user. In no event shall the World Health Organization be liable for damages arising from its use.

© WHO 2015. All rights reserved.

Yemen crisis: Health facility-based reported injuries, 19 March–29 July 2015



Raw data source: Yemen health cluster



week	Injuries
19-25 March	718
26 March -1 April	1088
2-8 April	616
9-15 April	732
16-22 April	1449
23-29 April	607
30 April- 6 May	1056
7-13 May	1064
14-20 May	366
21-27 May	1339
28 May- 3 June	1133
7-10 June	1297
11-17 June	1322
18-24 June	1018
25 June- 1 July	1298
9-15 July	1344
16-22 July	1321
23-29 July	1244

* Figures of women and children were not classified on a daily-basis



20947
TOTAL
INJURIES



684
CHILDREN
INJURED



526
WOMEN
INJURED

Raw data source: Yemen health cluster

DISCLAIMER

The figures shown are based on reporting by health facilities only, which may be an under-estimation of the actual figures. Figures of children and women were not reported on daily bases.

The boundaries and names shown and the designations used on this infographic do not imply the expression of any opinion whatsoever on the part of the World Health Organization concerning the status of any country, territory, city, or area, or of its authorities, or concerning the delimitation of its frontiers or boundaries. Dotted lines on maps represent approximate border lines for which there may not yet be full agreement. All reasonable precautions have been taken by WHO to produce this infographic. However this infographic is being distributed without warranty of any kind, either express or implied regarding its content. The responsibility for its interpretation and use lies with the user. In no event shall the World Health Organization be liable for damages arising from its use.

© WHO 2015. All rights reserved.