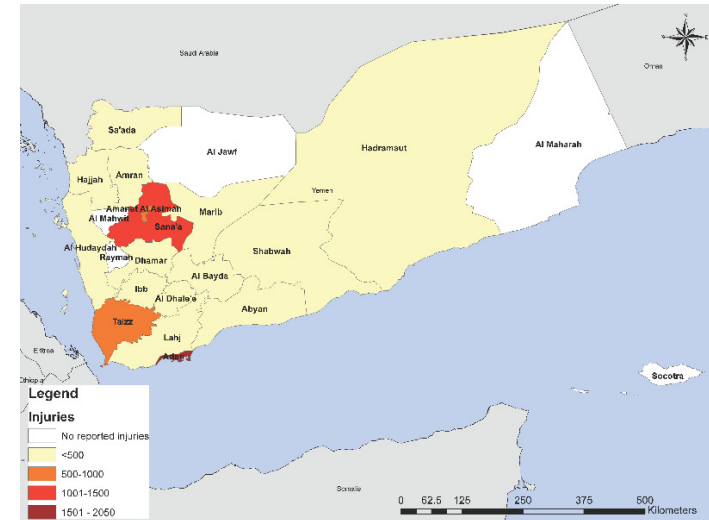
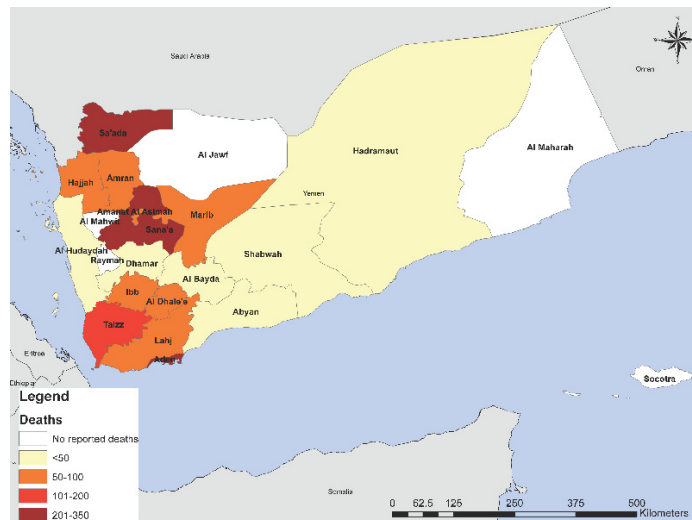
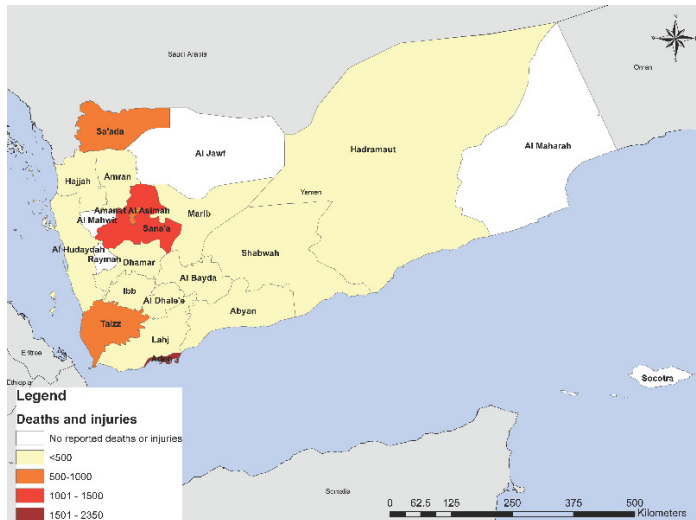


Yemen crisis: Health facility-based reported deaths and injuries, 19 March–6 May 2015



Governorate	Total deaths and injuries	Total deaths	Total injuries	children dead	children injured	women dead	women injured
Abyan	170	15	155	3	4	1	2
Aden	2348	329	2019	2	3	2	3
Al Bayda	114	9	105	0	0	0	0
Al Dhale'e	204	98	106	0	2	0	1
Al Hudaydah	128	46	82	0	6	0	0
Al Jawf	0	0	0	0	0	0	0
Al Maharah	0	0	0	0	0	0	0
Al Mahwit	0	0	0	0	0	0	0
Amanat Al Asimah	778	70	708	8	12	6	10
Amran	140	51	89	0	3	0	1
Dhamar	32	12	20	2	4	0	2
Hadramaut	47	16	31	0	3	0	1
Hajjah	296	74	222	1	14	3	14
Ibb	173	52	121	12	21	7	8
Lahj	140	59	81	0	0	0	0
Marib	447	68	379	0	1	1	1
Raymah	0	0	0	0	0	0	0
Sa'ada	640	213	427	32	27	21	16
Sana'a	1250	220	1030	21	93	5	45
Shabwah	167	45	122	0	0	1	0
Socotra	0	0	0	0	0	0	0
Taizz	719	150	569	6	1	2	8
Total	7793	1527	6266	87	194	49	112

 **7793**
TOTAL DEATHS AND INJURIES

 **1527**
TOTAL DEATHS

 **6266**
TOTAL INJURIES

Raw data source: Yemen health cluster

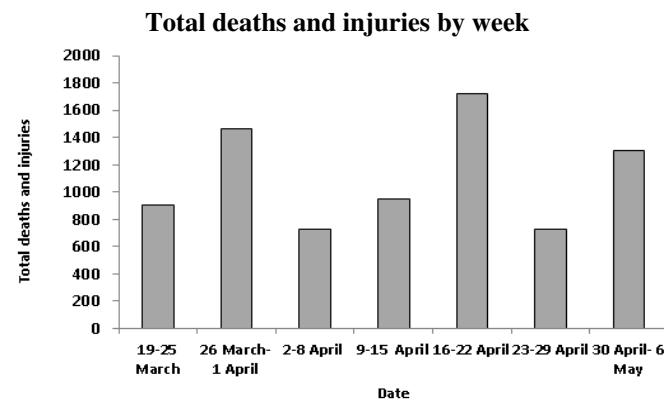
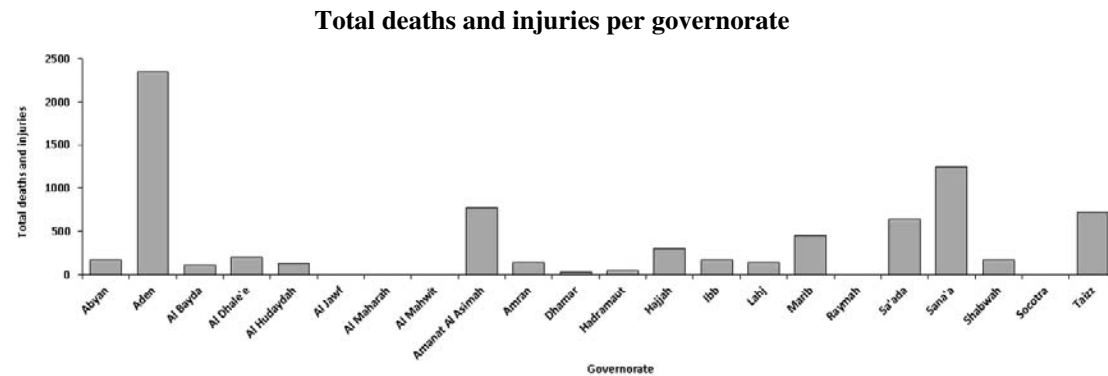
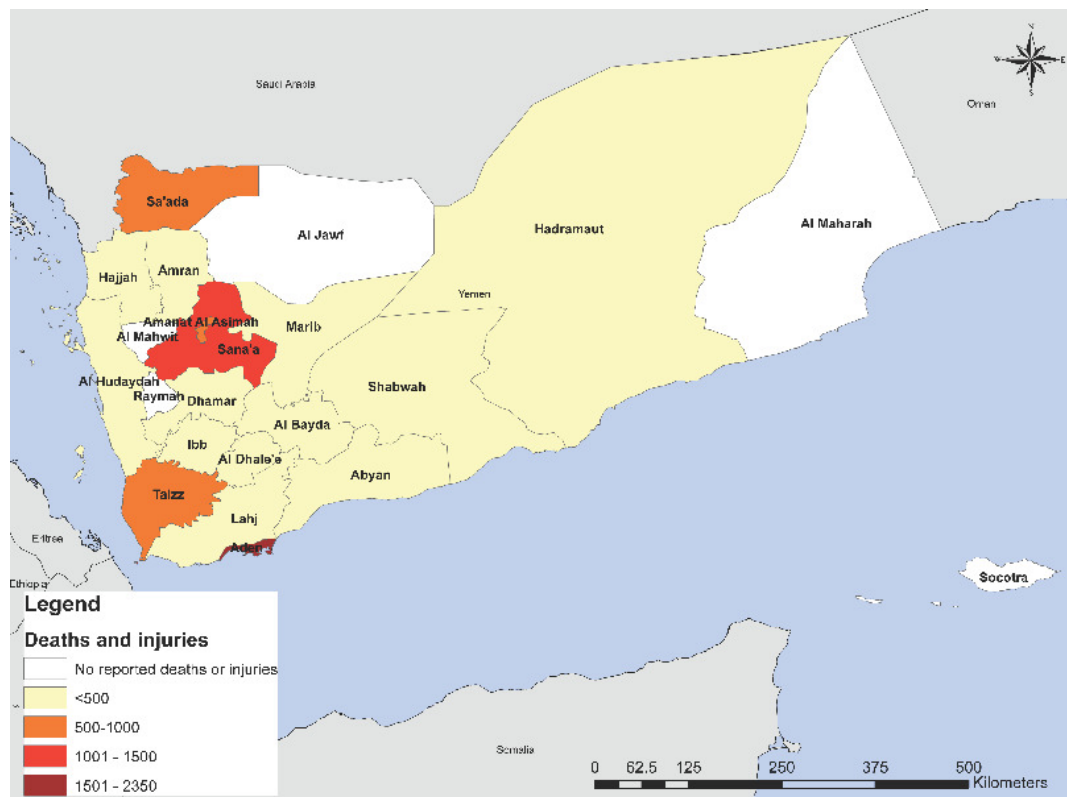
DISCLAIMER

The figures shown are based on reporting by health facilities only, which may be an under-estimation of the actual figures. Figures of children and women were not reported on daily bases.

The boundaries and names shown and the designations used on this infographic do not imply the expression of any opinion whatsoever on the part of the World Health Organization concerning the status of any country, territory, city, or area, or of its authorities, or concerning the delimitation of its frontiers or boundaries. Dotted lines on maps represent approximate border lines for which there may not yet be full agreement. All reasonable precautions have been taken by WHO to produce this infographic. However this infographic is being distributed without warranty of any kind, either express or implied regarding its content. The responsibility for its interpretation and use lies with the user. In no event shall the World Health Organization be liable for damages arising from its use.

© WHO 2015. All rights reserved.

Yemen crisis: Health facility-based reported deaths and injuries, 19 March–6 May 2015





7793
TOTAL DEATHS AND INJURIES



281
TOTAL CHILDREN INJURED AND DEAD



161
TOTAL WOMEN INJURED AND DEAD

Raw data source: Yemen health cluster

DISCLAIMER

The figures shown are based on reporting by health facilities only, which may be an under-estimation of the actual figures. Figures of children and women were not reported on daily bases.

The boundaries and names shown and the designations used on this infographic do not imply the expression of any opinion whatsoever on the part of the World Health Organization concerning the status of any country, territory, city, or area, or of its authorities, or concerning the delimitation of its frontiers or boundaries. Dotted lines on maps represent approximate border lines for which there may not yet be full agreement. All reasonable precautions have been taken by WHO to produce this infographic. However this infographic is being distributed without warranty of any kind, either express or implied regarding its content. The responsibility for its interpretation and use lies with the user. In no event shall the World Health Organization be liable for damages arising from its use.

© WHO 2015. All rights reserved.

