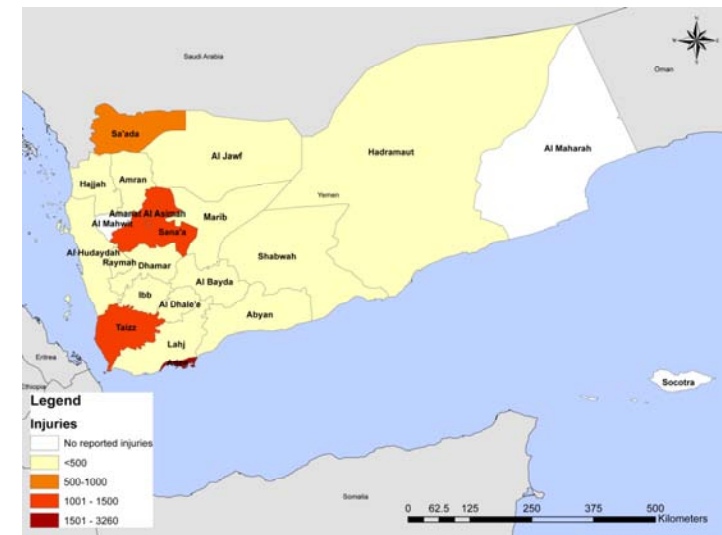
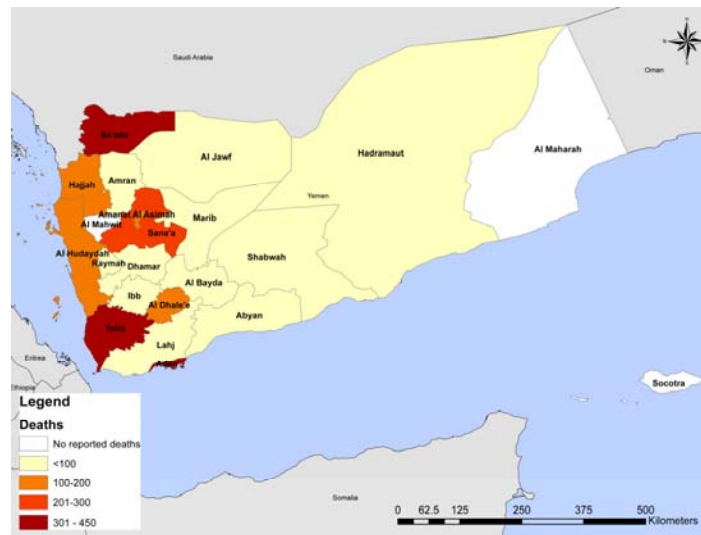
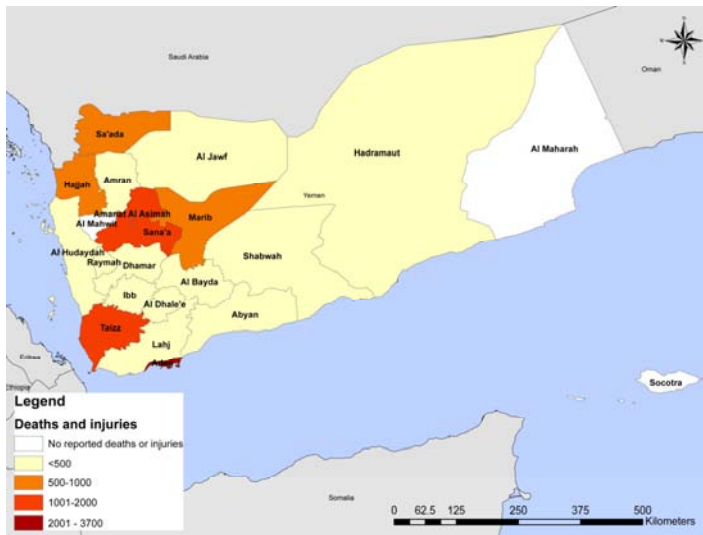
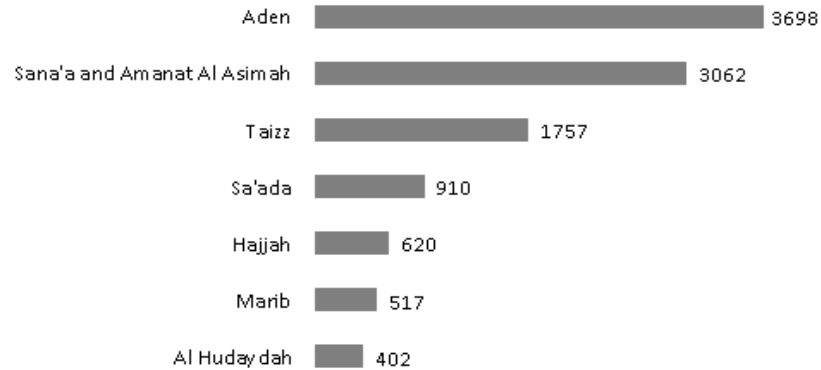


Yemen crisis: Health facility-based reported deaths and injuries, 19 March–3 June 2015



Governorates with > 400 total injuries and deaths



Governorate	Total deaths and injuries	Total deaths	Total injuries	children dead	children injured	women dead	women injured	total children	total women
Abyan	205	18	187	3	5	1	2	8	3
Aden	3698	442	3256	2	60	3	37	62	40
Al Bayda	218	19	199	0	1	0	0	1	0
Al Dhale'e	274	118	156	0	2	0	1	2	1
Al Hudaydah	402	105	297	0	12	0	3	12	3
Al Jawf	7	4	3	0	0	0	0	0	0
Al Maharah	0	0	0	0	0	0	0	0	0
Al Mahwit	0	0	0	0	0	0	0	0	0
Amanat Al Asimah	1650	198	1452	15	31	6	20	46	26
Amran	172	53	119	1	4	0	2	5	2
Dhamar	111	35	76	6	4	4	2	10	6
Hadramaut	47	16	31	0	3	0	1	3	1
Hajjah	620	174	446	11	38	26	22	49	48
Ibb	223	69	154	13	22	7	8	35	15
Lahj	146	61	85	0	0	0	0	0	0
Marib	517	89	428	0	1	1	1	1	2
Raymah	6	5	1	0	0	0	0	0	0
Sa'ada	910	341	569	54	39	39	30	93	69
Sana'a	1412	255	1157	22	94	6	47	116	53
Shabwah	167	45	122	0	0	1	0	0	1
Socotra	0	0	0	0	0	0	0	0	0
Taizz	1757	327	1430	9	25	4	30	34	34
Total	12542	2374	10168	136	341	98	206	477	304



Raw data source: Yemen health cluster

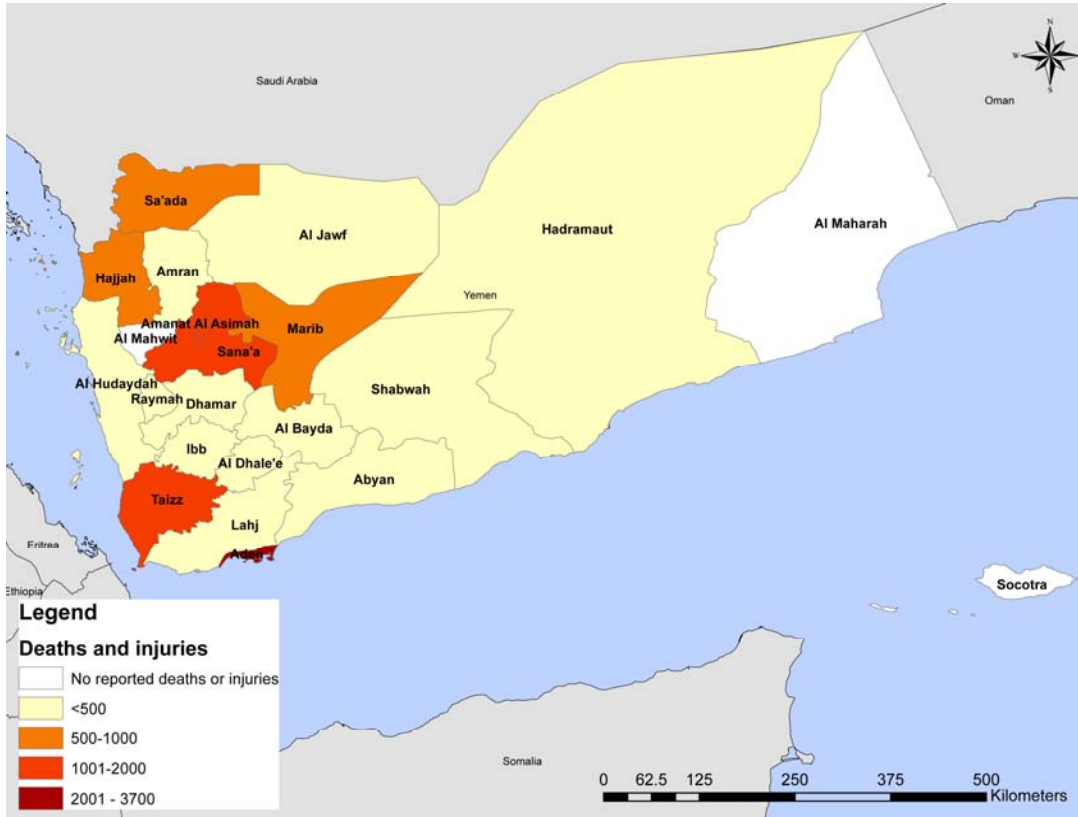
DISCLAIMER

The figures shown are based on reporting by health facilities only, which may be an under-estimation of the actual figures. Figures of children and women were not reported on daily bases.

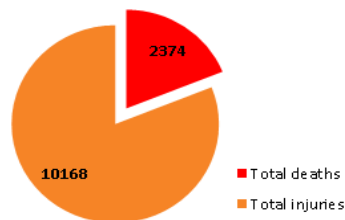
The boundaries and names shown and the designations used on this infographic do not imply the expression of any opinion whatsoever on the part of the World Health Organization concerning the status of any country, territory, city, or area, or of its authorities, or concerning the delimitation of its frontiers or boundaries. Dotted lines on maps represent approximate border lines for which there may not yet be full agreement. All reasonable precautions have been taken by WHO to produce this infographic. However this infographic is being distributed without warranty of any kind, either express or implied regarding its content. The responsibility for its interpretation and use lies with the user. In no event shall the World Health Organization be liable for damages arising from its use.

© WHO 2015. All rights reserved.

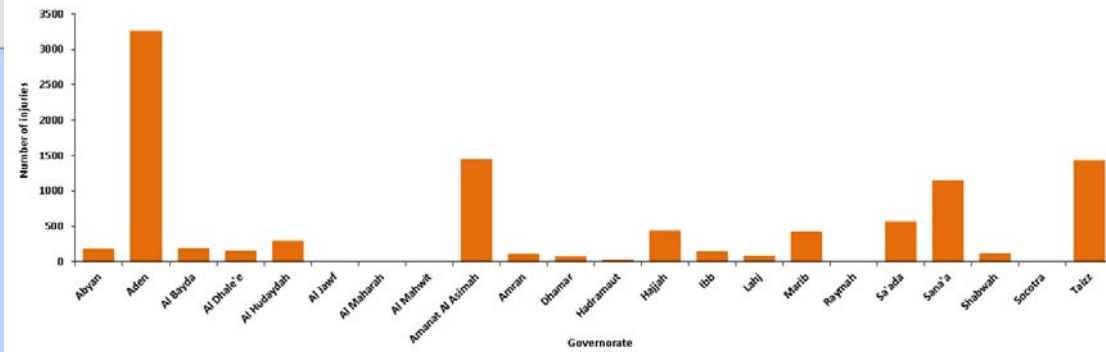
Yemen crisis: Health facility-based reported deaths and injuries, 19 March–3 June 2015



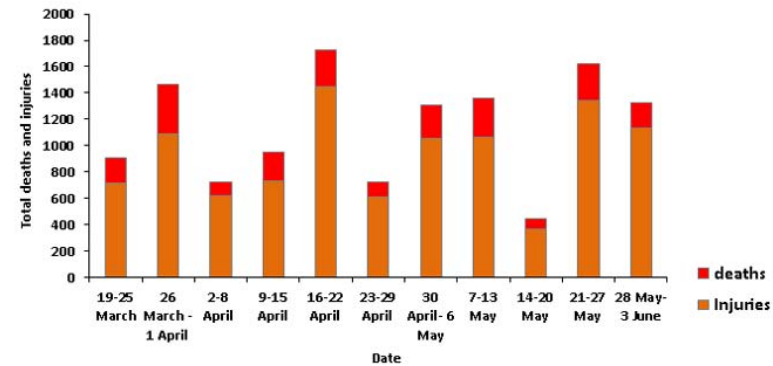
Total deaths and injuries



Total deaths and injuries per governorate



Total deaths and injuries by week



week	total
19-25 March	904
26 March -1 April	1462
2-8 April	723
9-15 April	952
16-22 April	1723
23-29 April	724
30 April- 6 May	1305
7-13 May	1357
14-20 May	442
21-27 May	1622
28 May- 3 June	1432

12 542
TOTAL DEATHS AND INJURIES

477
TOTAL CHILDREN INJURED AND DEAD

304
TOTAL WOMEN INJURED AND DEAD

Raw data source: Yemen health cluster

DISCLAIMER

The figures shown are based on reporting by health facilities only, which may be an under-estimation of the actual figures. Figures of children and women were not reported on daily bases.

The boundaries and names shown and the designations used on this infographic do not imply the expression of any opinion whatsoever on the part of the World Health Organization concerning the status of any country, territory, city, or area, or of its authorities, or concerning the delimitation of its frontiers or boundaries. Dotted lines on maps represent approximate border lines for which there may not yet be full agreement. All reasonable precautions have been taken by WHO to produce this infographic. However this infographic is being distributed without warranty of any kind, either express or implied regarding its content. The responsibility for its interpretation and use lies with the user. In no event shall the World Health Organization be liable for damages arising from its use.

© WHO 2015. All rights reserved.

