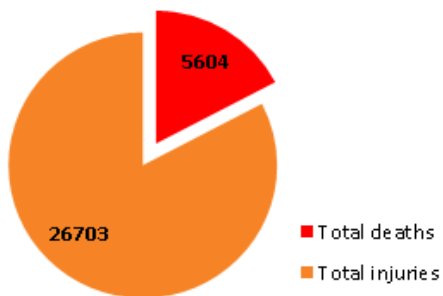
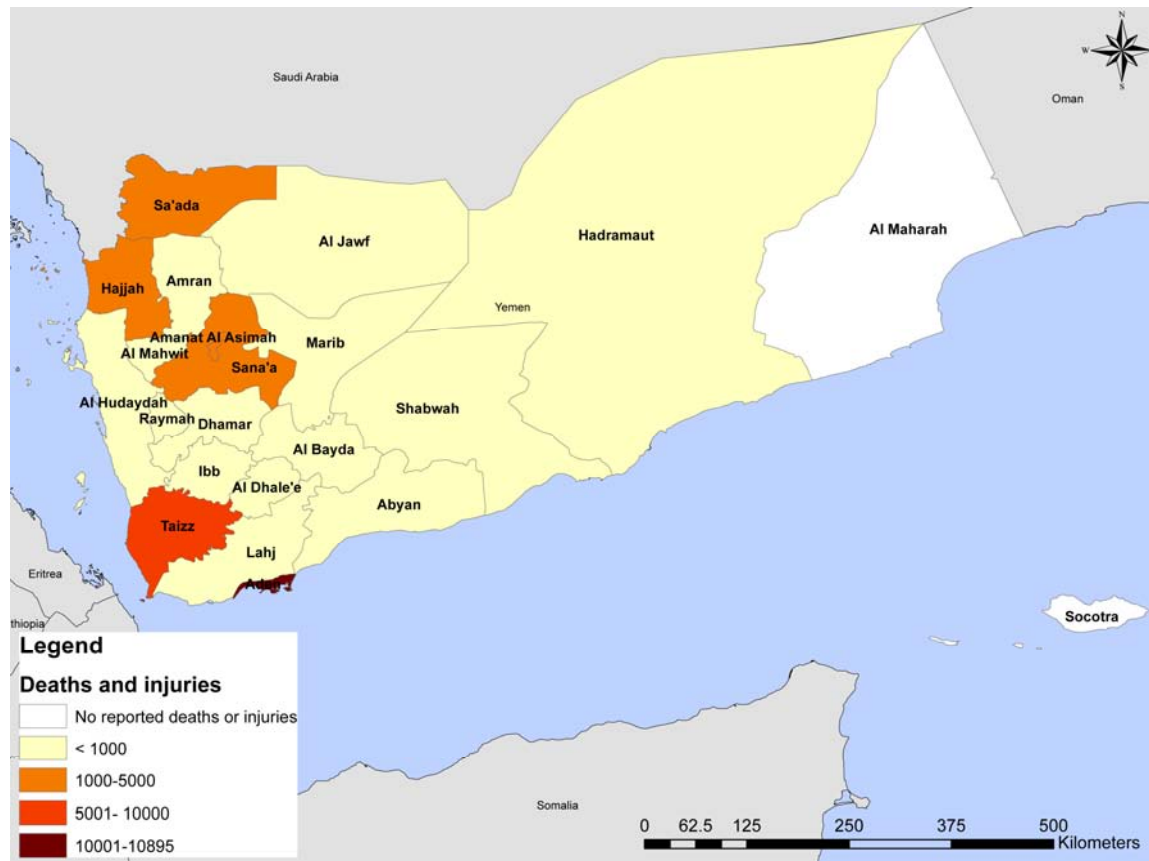
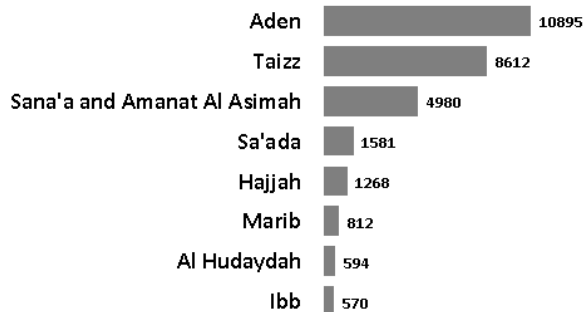


Total deaths and injuries



Governorates with > 500 total injuries and deaths



32,307
TOTAL DEATHS AND INJURIES

5,604
TOTAL DEATHS

26,703
TOTAL INJURIES

1,320
TOTAL CHILDREN INJURED AND DEAD

412
CHILDREN DEAD

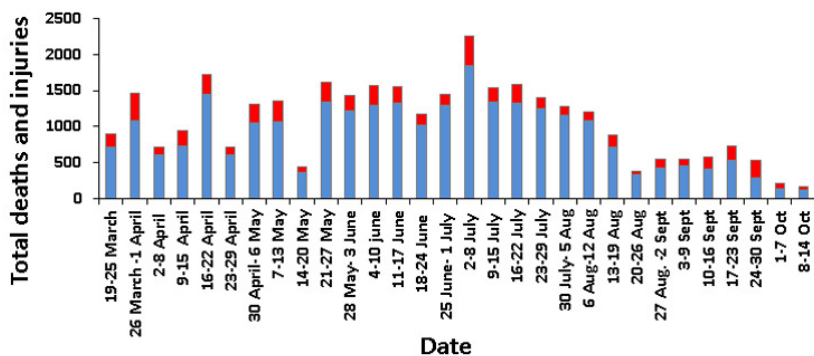
908
CHILDREN INJURED

1,103
TOTAL WOMEN INJURED AND DEAD

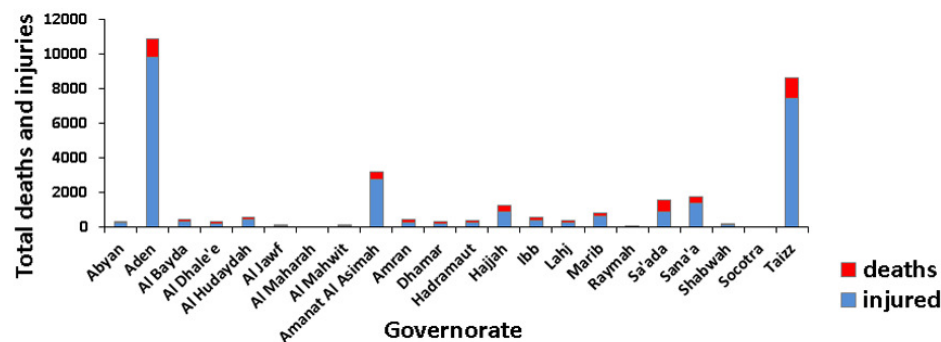
407
WOMEN DEAD

696
WOMEN INJURED

Total deaths and injuries by week, as of 14 October



Total deaths and injuries per governorate, as of 16 October



Raw data source: Yemen health cluster

DISCLAIMER

The figures shown are based on reporting by health facilities only, which may be an under-estimation of the actual figures. Figures of children and women were not reported on daily bases.

The boundaries and names shown and the designations used on this infographic do not imply the expression of any opinion whatsoever on the part of the World Health Organization concerning the status of any country, territory, city, or area, or of its authorities, or concerning the delimitation of its frontiers or boundaries. Dotted lines on maps represent approximate border lines for which there may not yet be full agreement. All reasonable precautions have been taken by WHO to produce this infographic. However this infographic is being distributed without warranty of any kind, either express or implied regarding its content. The responsibility for its interpretation and use lies with the user. In no event shall the World Health Organization be liable for damages arising from its use.

© WHO 2015. All rights reserved.