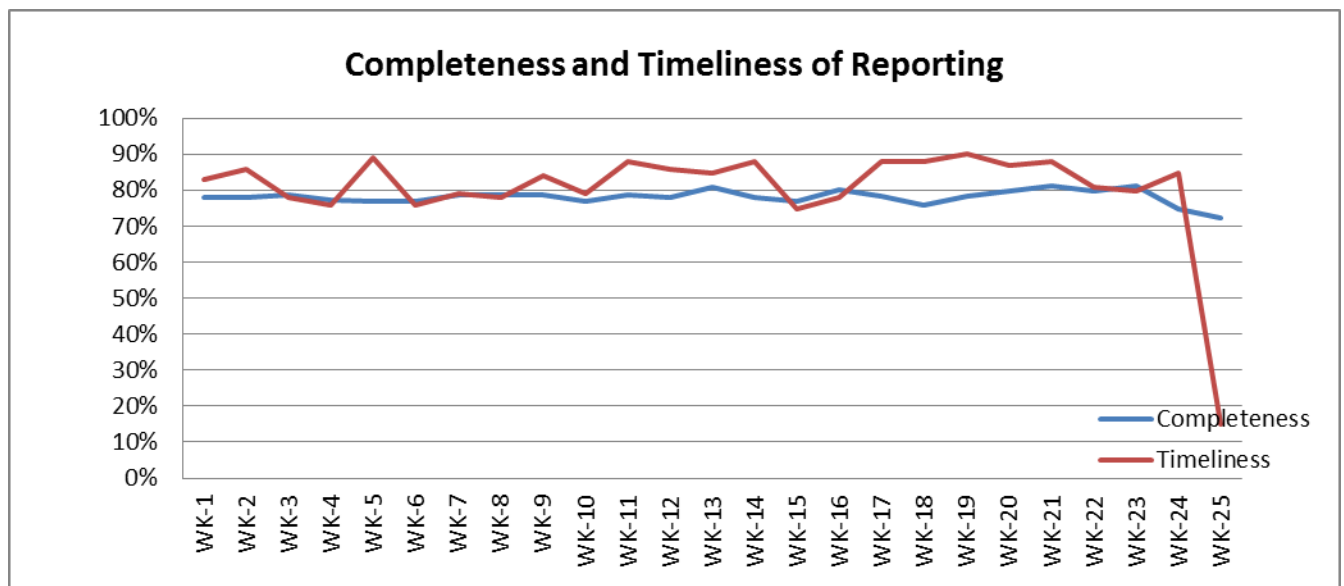


### ❖ Highlights:

- ❖ (3) AFP cases were reported during this week, (2) cases from Damascus, (1) case from Aleppo
- ❖ (65) Suspected Measles cases were reported during this week: from Ar-Raqqa (18), Damascus (10), Deir-ez-Zor (17).
- ❖ The notable decrease in completeness and timelines this week is due to Eid Alfitr holiday.

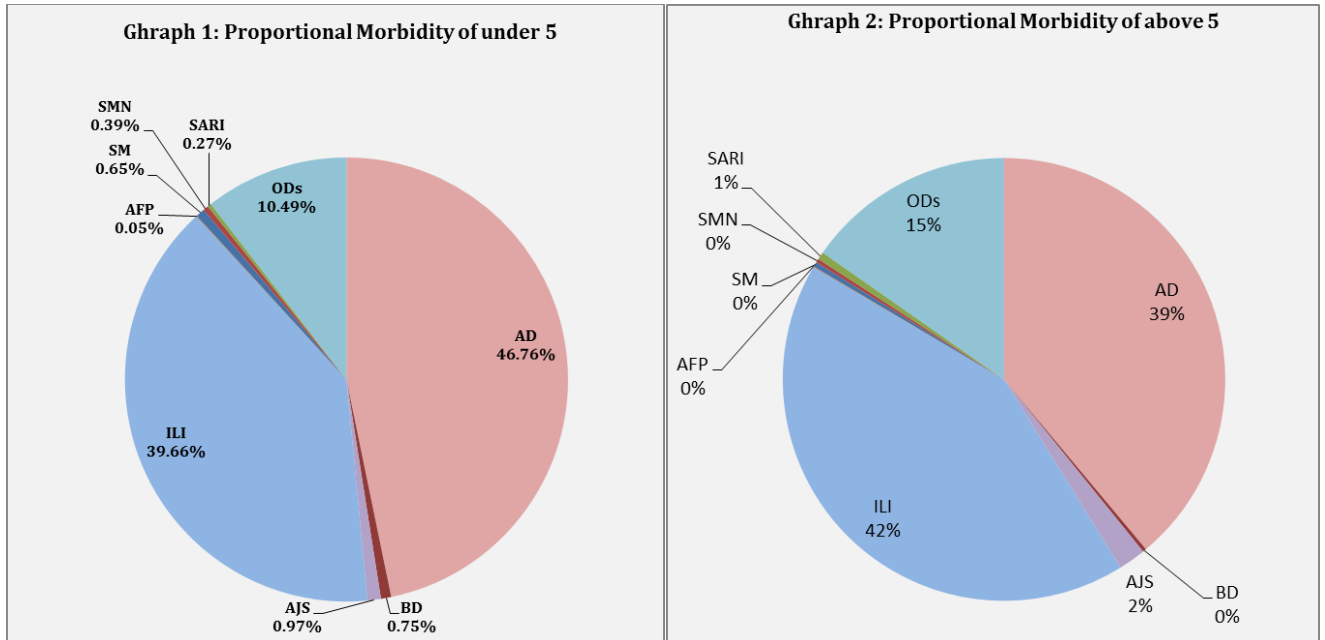
### ❖ Completeness & Timeliness of Reporting

- ❖ The overall completeness of reporting was 73%, (820 out of total 1132 EWARS sentinel sites), (14) Governorates have reported this week; Timeliness of reporting was 15%.



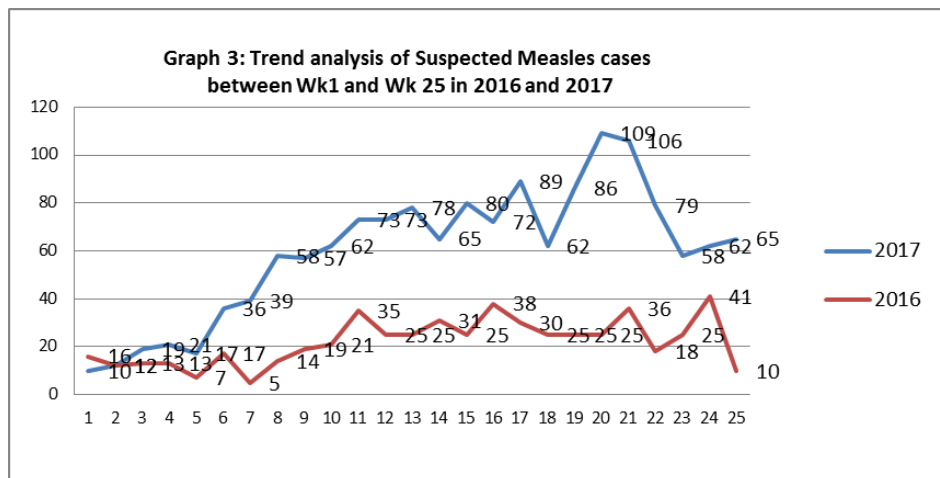
### ❖ The Morbidity Cases

- ❖ Out of the 167,430 total consultations, a total of 16,223 EWARS notifiable cases were reported; of which 5,607 cases were Influenza like illness (41.17%), 5,670 cases were Acute Diarrhoea (42%), 212 cases of AJS, 59 cases of Sever Acute Respiratory Infection, 65 cases of Suspected Measles, 64 cases of Bloody Diarrhoea, 45 cases of Suspected Meningitis, and 7 cases of Acute Flaccid Paralysis.
- ❖ Graphs 1 and 2 below show the proportional morbidity among < 5 and ≥ 5 year age groups respectively.

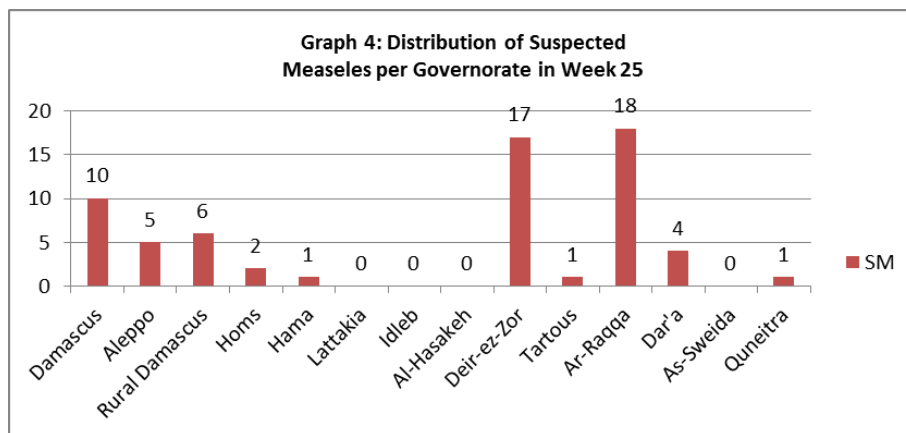


- ❖ AD constitutes (46.76%) among < 5 and (39%) among ≥ 5, while ILI constitutes (39.66%) of the cases among <5 and (42%) among ≥ 5.
- ❖ 51% of the cases were distributed among males, 57% of the cases were distributed among ≥5 age group. In total 1,801 cases were reported as “other diseases”. The most important diseases reported within this group were; 312 cases of Leishmaniasis (most of which were reported from Idleb 56%, Hama 21%), 129 cases of Typhoid (most of which were reported from Deir-Ez-Zor 62%, Idleb 12%, and Homs 8%), 166 cases of Brucellosis mostly from al-tall district from Rural Damascus governorate, 17 cases of Mumps, 58 cases of Pertussis, and 4 cases of TB.

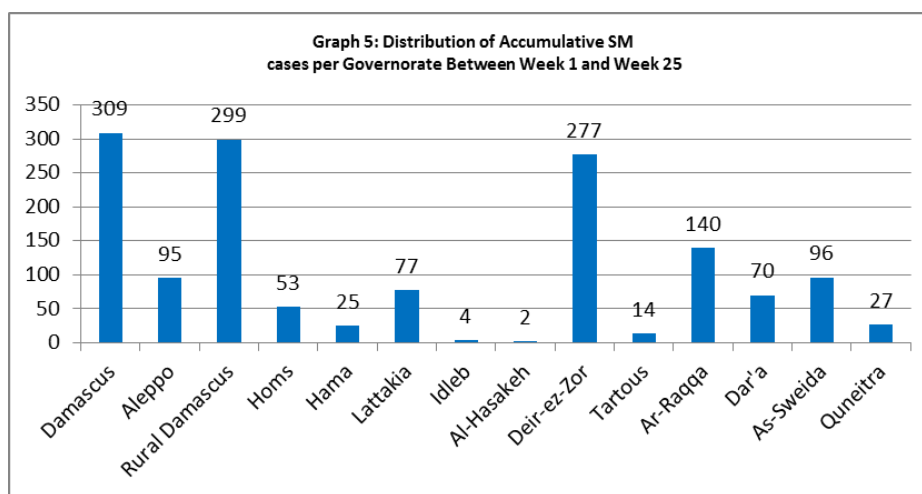
**Graph 3** shows the trend analysis of suspected Measles cases reported between week 1 and week 25 of 2016 and 2017.



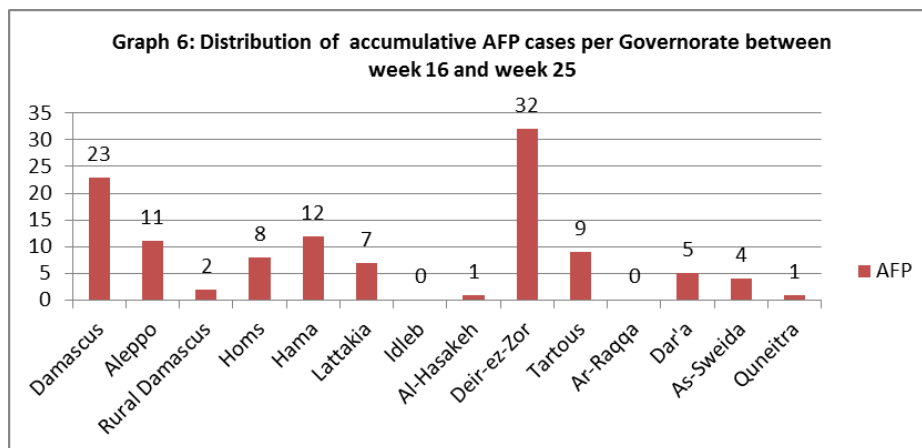
**Graph 4:** shows the distribution of Suspected Measles cases per governorates reported during week 25 of 2017.



**Graph 5:** Shows the distribution of accumulative SM cases per Governorates Between week 1 and week 25 of 2017.



**Graph 6:** Shows the distribution of accumulative AFP cases between week 16 and week 25 of 2017.



**Table 1** shows a comparison between all notifiable cases in week 24 & week 25 in 2017.

Table 1: Comparison between reported cases between week 24 and week 25		
Disease	Week 24	Week 25
AD	6,749	5,760
BD	83	64
AWD	0	0
AJS	412	212
ILI	6,526	5,607
AFP	3	7
SM	62	65
SMN	34	45
SARI	54	59
TYF	204	129
PER	35	58
LSH	430	312
BRU	190	166
TB	21	4
CHP	448	362
SCA	382	255
LIC	440	403
Others	120	95
Mum	30	17

## ❖ The Response

**cVDPV2 response:** The planned response of the two immunization rounds are planned for early July and August targeting children <5 years in Deir Ez-Zor governorate and in the southern part of Shadadi district in Hasaka governorate. The first round vaccination of mOPV2 will target 328,000 children in Deir-ez-Zor, and 22,000 in Al-Shadadi.

There are 5 vaccine distribution centers with adequate cold chain in Bokamal, Hajien, Husienieh, Mayadeen, and Sor. These centers will distribute vaccine to all supervisors and collect empty vials on a daily basis.

**Table-2: Distribution of cases per age group, and by Governorate-week- 25, 2017:**

Code	Age Group	Idleb	Hassaka	Raqqa	Sweida	Qunaitra	Lattakia	Aleppo	Hama	Homs	Daraa	Damascus	DierEzor	Rural Damascus	Tartous	Grand Total	
AD	<5	148	22	200	123	83	187	611	79	130	169	462	295	175	57	2741	5,760
	≥5	127	11	34	169	100	210	683	78	102	155	637	304	251	158	3019	
BD	<5	0	0	13	12	1	0	2	0	0	3	2	11	0	0	44	64
	≥5	0	1	2	6	6	0	0	0	0	1	4	0	0	0	20	
AWD	<5	0	0	0	0	0	0	0	0	0	0	0	0	0	0	0	0
	≥5	0	0	0	0	0	0	0	0	0	0	0	0	0	0	0	
AJS	<5	7	0	9	0	0	0	21	2	1	0	6	6	5	0	57	212
	≥5	11	0	6	2	2	8	50	13	6	3	13	15	21	5	155	
ILI	<5	11	16	0	63	113	565	470	45	78	106	350	257	90	161	2325	5,607
	≥5	6	8	0	153	238	825	524	61	100	208	323	239	232	365	3282	
AFP	<5	0	0	0	0	0	0	0	0	0	0	0	3	0	0	3	7
	≥5	0	0	0	0	0	0	0	1	0	0	3	0	0	0	4	
SM	<5	0	0	12	0	1	0	3	0	1	3	6	12	0	0	38	65
	≥5	0	0	6	0	0	0	2	1	1	1	4	5	6	1	27	
SMN	<5	0	0	11	1	0	2	1	3	0	0	3	0	1	1	23	45
	≥5	0	0	6	0	0	2	0	7	0	2	5	0	0	0	22	
SARI	<5	0	0	0	0	0	1	0	4	0	0	10	1	0	0	16	59
	≥5	0	0	0	17	0	15	0	6	0	0	2	3	0	0	43	
Other	<5	214	0	23	12	41	15	116	18	33	4	22	82	25	10	615	1,801
	≥5	211	6	16	23	39	44	235	119	92	24	101	171	98	7	1186	
<b>Total Sum of &lt; 5</b>		598	96	329	302	288	793	1012	302	349	357	778	666	591	277	6738	16,223
<b>Total Sum of ≥ 5</b>		710	68	117	443	483	1156	1574	337	455	416	1385	756	995	590	9485	
<b>Total</b>		<b>1308</b>	<b>164</b>	<b>446</b>	<b>745</b>	<b>771</b>	<b>1949</b>	<b>2586</b>	<b>639</b>	<b>804</b>	<b>773</b>	<b>2163</b>	<b>1422</b>	<b>1586</b>	<b>867</b>	<b>16223</b>	