

Highlights:

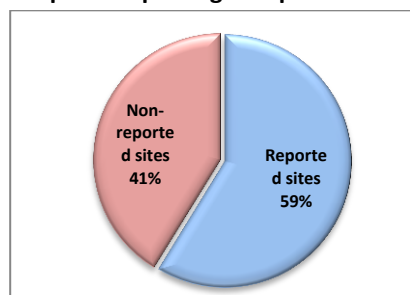
No significant issue was reported in the first epidemiological week of 2013.

I. Completeness & Timeliness of Reporting

The reporting completeness was 59% (57 sentinel sites out of 97). The completeness of reporting among governorates reached 100% (59 out of total 59 sentinel sites in the nine reported governorates).

The timeliness among reporting governorates was 100%.

Graph-1: Reporting Completeness

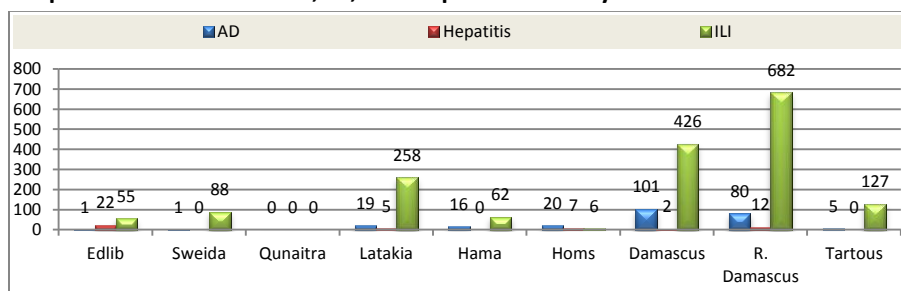


II. The Morbidity & Mortality Cases

A total of **2,050 cases** has been reported, in which the highest percentage was for ILI 83% (1,704 cases) followed by the AD 12% (243 cases), in addition to 48 cases of suspected hepatitis (reported from different governorates), and one suspected measles case. The reported "other cases" were 54, varied between Leishmaniasis, brucellosis and Lice cases.

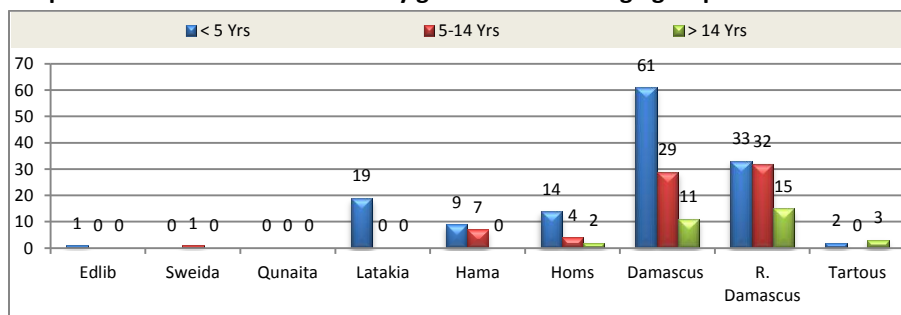
Graph-2 and table-1 provide more details about the distribution of ILI, AD, and Hepatitis cases by disease and governorate.

Graph-2: Distribution of AD, ILI, and Hepatitis Cases by Governorate

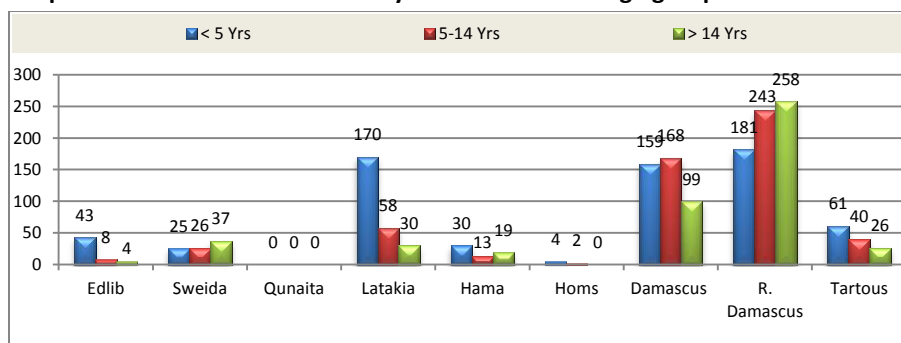


The most affected age group was the **under-five** (41%, 838 cases out of 2,050) where 39% of ILI cases (673 out of 1,704 cases) and 57% of AD cases (139 out of 243), was for under five age group. This was followed by the age group **5-14 years** old with 681 reported cases out of 2,050 (33%) and then the age group **more than 14 years** old (531 cases out of 2,050 (26%)). See Graphs 3 & 4.

Graph-3: Distribution of AD cases by governorate and age group



Graph-4: Distribution of ILI Cases by Governorate and age group



III. The Response:

A blood sample of the suspected measles case reported in Damascus was taken, and has been confirmed positive by the laboratory test (the case was reported from a sentinel site named "7th of April", a girl, 5 years old, received two doses on routine vaccination and one dose in the vaccination campaign). This case was mostly a post-vaccination case.

Necessary response was taken (i.e., follow up of the hepatitis cases, ensuring the safety of water and food and conducting health education sessions).

Table-1: Distribution of cases per age group, and by Governorate- the first epidemiological week of 2013

Disease	Age Group	Edlib	Sweida	Qunaita	Latakia	Hama	Homs	Damascus	R. Damascus	Tartous	Total	Grand Total
Acute diarrhea	< 5 Yrs	1	0	0	19	9	14	61	33	2	139	243
	5-14 Yrs	0	1	0	0	7	4	29	32	0	73	
	> 14 Yrs	0	0	0	0	0	2	11	15	3	31	
Cholera	< 5 Yrs	0	0	0	0	0	0	0	0	0	0	0
	5-14 Yrs	0	0	0	0	0	0	0	0	0	0	
	> 14 Yrs	0	0	0	0	0	0	0	0	0	0	
Hepatitis	< 5 Yrs	6	0	0	1	0	3	0	0	0	10	48
	5-14 Yrs	14	0	0	3	0	3	1	12	0	33	
	> 14 Yrs	2	0	0	1	0	1	1	0	0	5	
Influenza like illness	< 5 Yrs	43	25	0	170	30	4	159	181	61	673	1704
	5-14 Yrs	8	26	0	58	13	2	168	243	40	558	
	> 14 Yrs	4	37	0	30	19	0	99	258	26	473	
AFP	< 5 Yrs	0	0	0	0	0	0	0	0	0	0	0
	5-14 Yrs	0	0	0	0	0	0	0	0	0	0	
	> 14 Yrs	0	0	0	0	0	0	0	0	0	0	
Measles and rubella	< 5 Yrs	0	0	0	0	0	0	1	0	0	1	1
	5-14 Yrs	0	0	0	0	0	0	0	0	0	0	
	> 14 Yrs	0	0	0	0	0	0	0	0	0	0	
Tetanus	< 5 Yrs	0	0	0	0	0	0	0	0	0	0	0
	5-14 Yrs	0	0	0	0	0	0	0	0	0	0	
	> 14 Yrs	0	0	0	0	0	0	0	0	0	0	
Meningitis	< 5 Yrs	0	0	0	0	0	0	0	0	0	0	0
	5-14 Yrs	0	0	0	0	0	0	0	0	0	0	
	> 14 Yrs	0	0	0	0	0	0	0	0	0	0	
Local Malaria	< 5 Yrs	0	0	0	0	0	0	0	0	0	0	0
	5-14 Yrs	0	0	0	0	0	0	0	0	0	0	
	> 14 Yrs	0	0	0	0	0	0	0	0	0	0	
Rabies	< 5 Yrs	0	0	0	0	0	0	0	0	0	0	0
	5-14 Yrs	0	0	0	0	0	0	0	0	0	0	
	> 14 Yrs	0	0	0	0	0	0	0	0	0	0	
TB	< 5 Yrs	0	0	0	0	0	0	0	0	0	0	0
	5-14 Yrs	0	0	0	0	0	0	0	0	0	0	
	> 14 Yrs	0	0	0	0	0	0	0	0	0	0	
Others	< 5 Yrs	0	0	0	3	6	0	4	2	0	15	54
	5-14 Yrs	0	0	0	0	8	0	4	5	0	17	
	> 14 Yrs	0	0	0	2	13	0	1	6	0	22	
Total by age group	< 5 Yrs	50	25	0	193	45	21	225	216	63	838	2050
	5-14 Yrs	22	27	0	61	28	9	202	292	40	681	
	> 14 Yrs	6	37	0	33	32	3	112	279	29	531	
Grand Total		78	89	0	287	105	33	539	787	132	2050	2050