

Highlights:

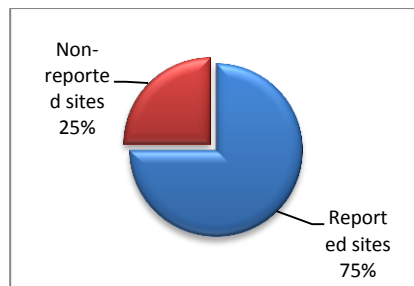
A relative increase in the total number of registered cases particularly Influenza like Illness was noted for the week 50.

I. Completeness & Timeliness of Reporting

The reporting completeness reached 75% for the week 50 (60 sentinel sites out of 80). Eleven out of 14 governorates have reported, and the completeness of reporting among them was 91% (60 out of 66 sentinel sites).

The timeliness among reporting governorates reached 100% and the total number of consultations was reported by all sentinel sites for the first time in week 50.

Graph-1: Reporting Completeness

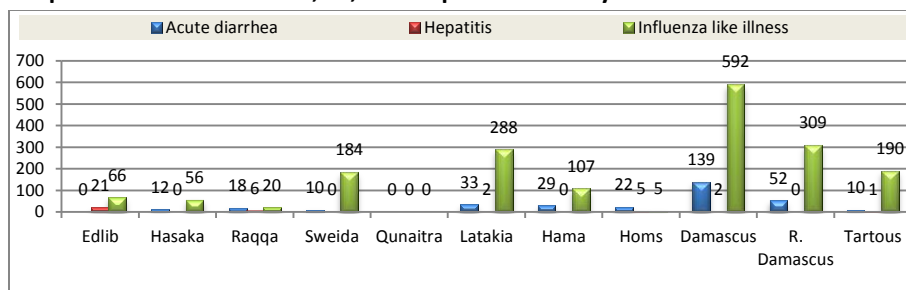


II. The Morbidity & Mortality Cases

A total of **2,280 cases** has been reported, in which the highest percentage was for ILI 80% (1,817 cases) followed by the AD 14% (325 cases), in addition to 37 cases of hepatitis (reported from different governorates), three cases of

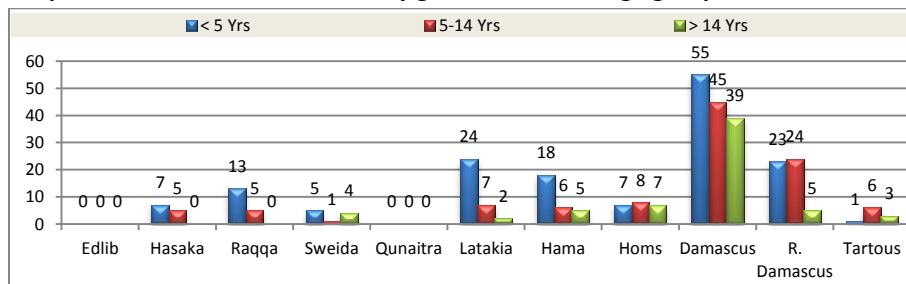
suspected measles (reported in Damascus) and one case of meningitis reported in Homs. Six pneumonia cases were reported among "other" diseases in Hamah governorate. Graph-2 and table-1 provide more details about the distribution of ILI, AD, and Hepatitis cases by disease and governorate.

Graph-2: Distribution of AD, ILI, and Hepatitis Cases by Governorate

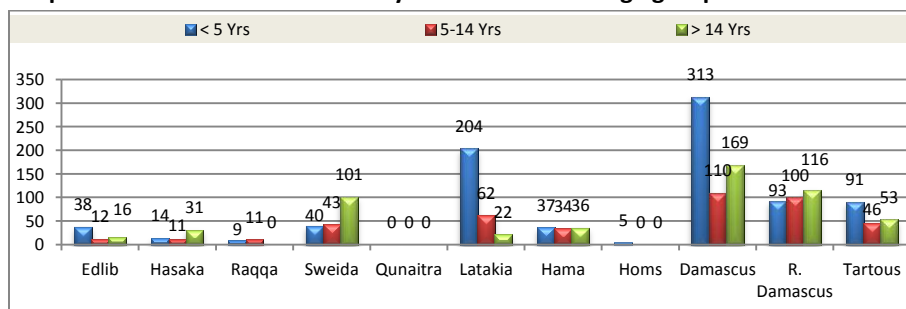


The most affected age group was the **under-five** (46%, 1044 cases out of 2280) where 81% of ILI cases (844 out of 1044 cases) and 47% of AD cases (153 out of 325) was for under five age group. This was followed by the age group of **more than 14 years old** with 653 reported cases out of 2280 (28.5%) and then the age group **5-14 years old** (583 cases out of 2280, 25.5%). See Graphs 3 & 4.

Graph-3: Distribution of AD cases by governorate and age group



Graph-4: Distribution of ILI Cases by Governorate and age group



III. The Response:

Blood samples were taken from the three suspected measles cases reported in Damascus; results were negative while the vaccination status is as follows:

Sex	Age	Vaccination status
M	10 Years	Two doses have been taken
F	15 months	One dose has been taken
F	> 5 years	Two doses have been taken

- ◆ The meningitis case reported in Homs (Female, >5 years) was referred to Saddad national hospital in Homs for treatment and care. Further investigation will be conducted if more cases are detected from the same area.
- ◆ Six pneumonia cases were reported among "other" diseases; two of them are under five. All cases were referred to the hospital for treatment. Further investigation will be conducted if more cases are detected from the same area.

Table-1: Distribution of cases per age group, and by Governorate- week 50

Diseases	Age group	Edlib	Hasaka	Raqqa	Sweida	Qunaitra	Latakia	Hama	Homs	Damascus	R. Damascus	Tartous	Total	Grand Total
Acute diarrhea	< 5 Yrs	0	7	13	5	0	24	18	7	55	23	1	153	325
	5-14 Yrs	0	5	5	1	0	7	6	8	45	24	6	107	
	> 14 Yrs	0	0	0	4	0	2	5	7	39	5	3	65	
Cholera	< 5 Yrs	0	0	0	0	0	0	0	0	0	0	0	0	0
	5-14 Yrs	0	0	0	0	0	0	0	0	0	0	0	0	
	> 14 Yrs	0	0	0	0	0	0	0	0	0	0	0	0	
Hepatitis	< 5 Yrs	5	0	4	0	0	0	0	4	1	0	1	15	37
	5-14 Yrs	13	0	2	0	0	1	0	1	1	0	0	18	
	> 14 Yrs	3	0	0	0	0	1	0	0	0	0	0	4	
Influenza like illness	< 5 Yrs	38	14	9	40	0	204	37	5	313	93	91	844	1817
	5-14 Yrs	12	11	11	43	0	62	34	0	110	100	46	429	
	> 14 Yrs	16	31	0	101	0	22	36	0	169	116	53	544	
AFP	< 5 Yrs	0	0	0	0	0	0	0	0	0	0	0	0	0
	5-14 Yrs	0	0	0	0	0	0	0	0	0	0	0	0	
	> 14 Yrs	0	0	0	0	0	0	0	0	0	0	0	0	
Measles and rubella	< 5 Yrs	0	0	0	0	0	0	0	0	2	0	0	2	3
	5-14 Yrs	0	0	0	0	0	0	0	0	1	0	0	1	
	> 14 Yrs	0	0	0	0	0	0	0	0	0	0	0	0	
Tetanus	< 5 Yrs	0	0	0	0	0	0	0	0	0	0	0	0	0
	5-14 Yrs	0	0	0	0	0	0	0	0	0	0	0	0	
	> 14 Yrs	0	0	0	0	0	0	0	0	0	0	0	0	
Meningitis	< 5 Yrs	0	0	0	0	0	0	0	1	0	0	0	1	1
	5-14 Yrs	0	0	0	0	0	0	0	0	0	0	0	0	
	> 14 Yrs	0	0	0	0	0	0	0	0	0	0	0	0	
Local Malaria	< 5 Yrs	0	0	0	0	0	0	0	0	0	0	0	0	0
	5-14 Yrs	0	0	0	0	0	0	0	0	0	0	0	0	
	> 14 Yrs	0	0	0	0	0	0	0	0	0	0	0	0	
Rabies	< 5 Yrs	0	0	0	0	0	0	0	0	0	0	0	0	0
	5-14 Yrs	0	0	0	0	0	0	0	0	0	0	0	0	
	> 14 Yrs	0	0	0	0	0	0	0	0	0	0	0	0	
TB	< 5 Yrs	0	0	0	0	0	0	2	0	0	0	0	2	2
	5-14 Yrs	0	0	0	0	0	0	0	0	0	0	0	0	
	> 14 Yrs	0	0	0	0	0	0	0	0	0	0	0	0	
Others	< 5 Yrs	0	0	0	0	0	3	22	0	1	1	0	27	95
	5-14 Yrs	0	0	0	0	0	4	15	0	0	9	0	28	
	> 14 Yrs	0	0	0	0	0	4	27	0	3	6	0	40	
Total by Age Group	< 5 Yrs	43	22	26	45	0	231	79	16	372	117	93	1044	2280
	5-14 Yrs	25	16	18	44	0	74	55	9	157	133	52	583	
	> 14 Yrs	19	31	0	105	0	29	68	7	211	127	56	653	
Grand Total		87	69	44	194	0	334	202	32	740	377	201	2280	2280