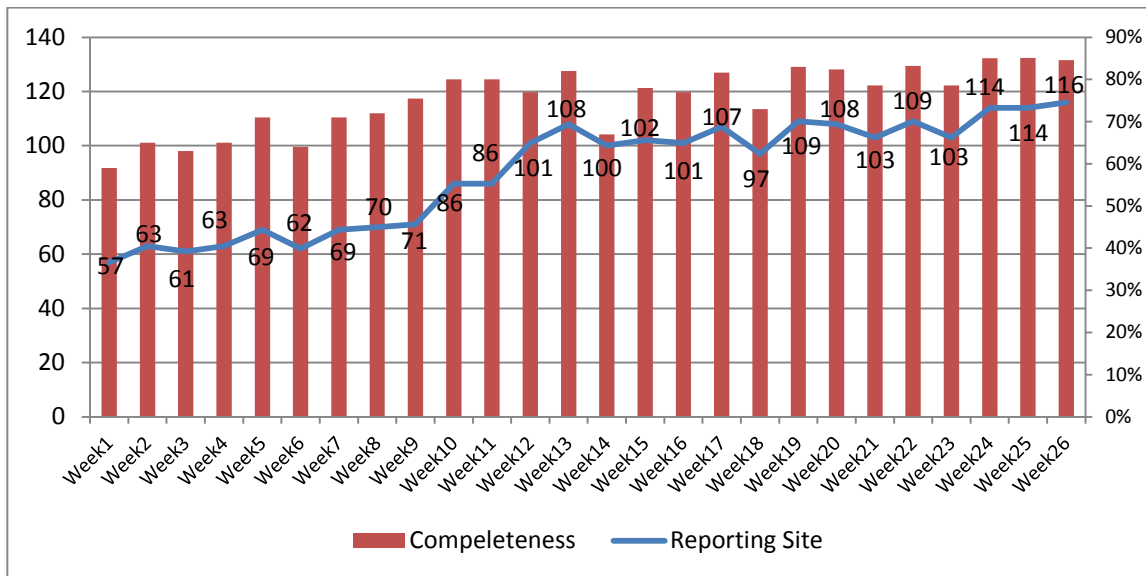


Highlights:

- ❖ The total number of reporting sites reaches 116 from 13 governorates, otherwise, no significant issue was reported for this week.

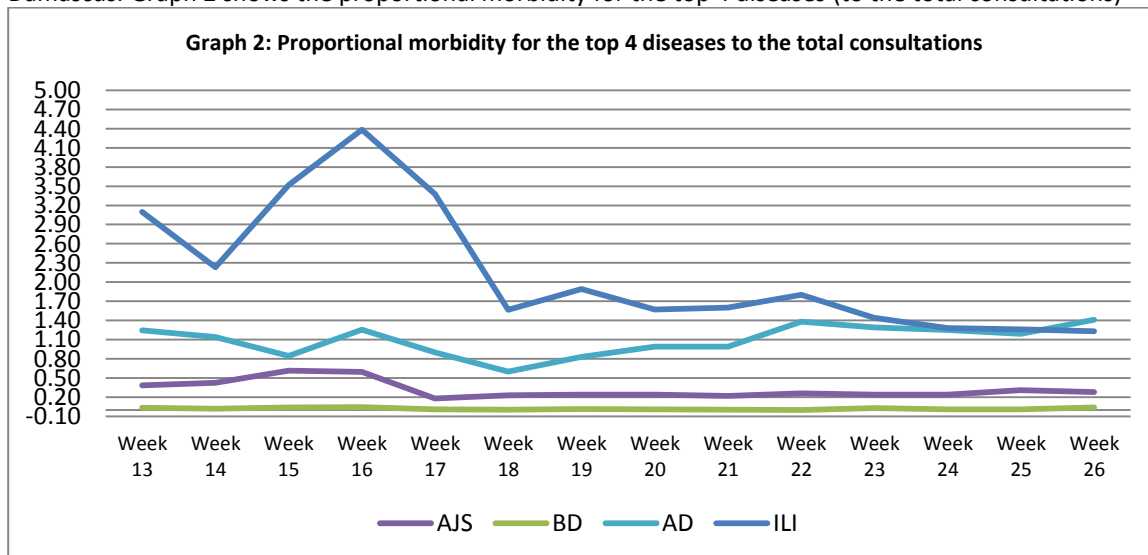
I. Completeness & Timeliness of Reporting

- ❖ The reporting overall completeness was 85%; (116 out of total 137 EWARS sentinel sites) (See Graph 1). 13 out of 14 governorates have reported for this week with completeness reached (88%).
- ❖ Timeliness of reporting is 93%.

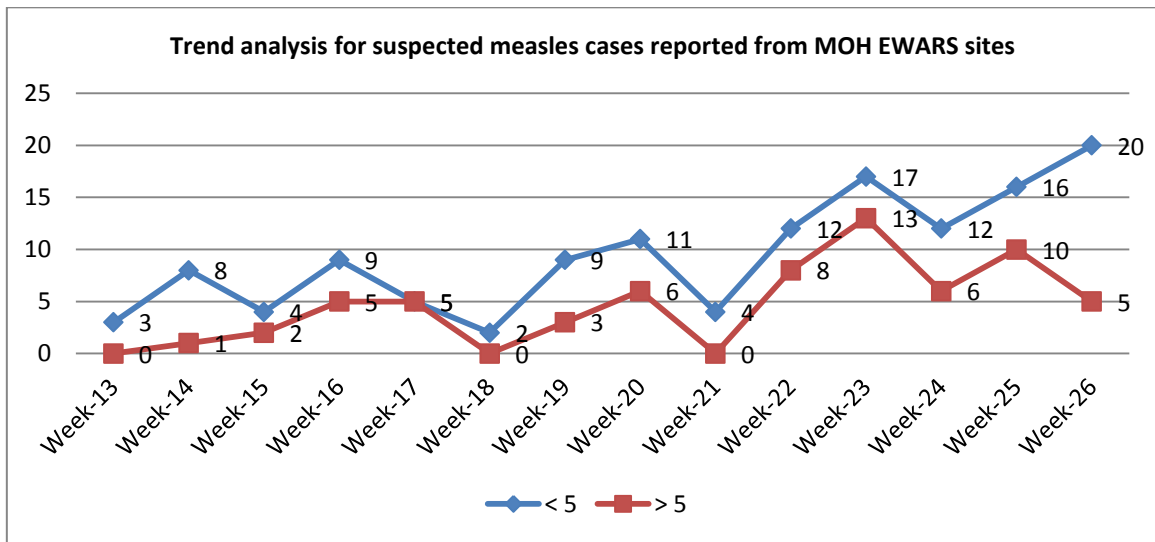


II. The Morbidity Cases

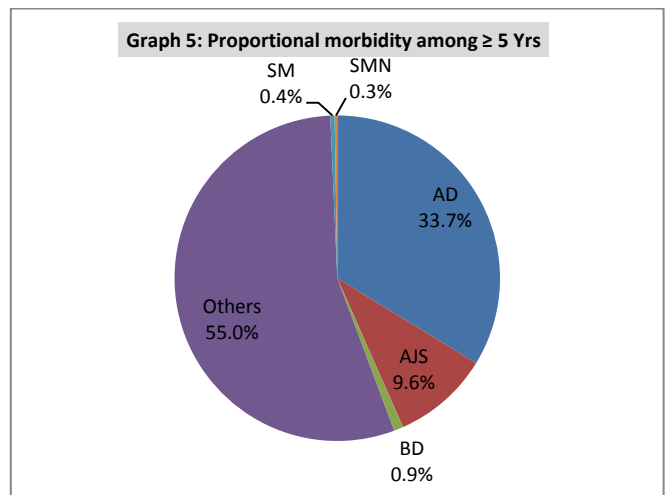
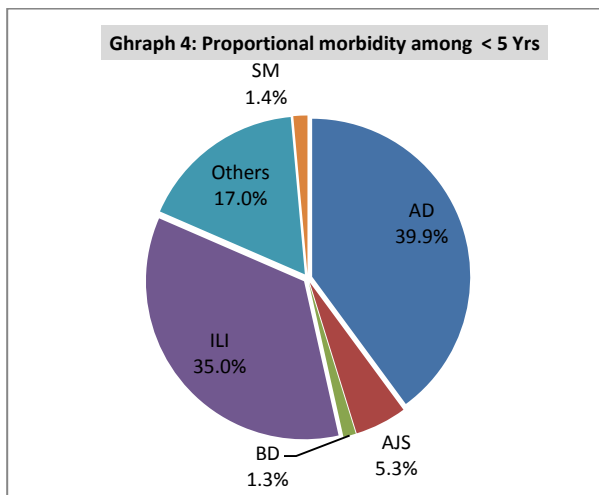
- ❖ Out of the total 67,135, a total of 2,892 cases were reported of which 33 % were Acute Diarrhoea (949) and 28.4% are Influenza like illness (ILI) (823 cases), and 6% were AJS (186). 17% of the Acute Diarrhoea cases were reported in Damascus. Graph 2 shows the proportional morbidity for the top 4 diseases (to the total consultations)



- ❖ 25 cases of SM were reported for this week; 16 of which were reported from Aleppo (See graph 3). In addition to 29 cases of Bloody Diarrhoea and 3 cases of meningitis.



- ❖ 877 cases were reported as “other diseases”. The reported other diseases of importance were mainly Leishmaniasis (327) cases; 71.5% of the leishmaniasis cases were reported in Aleppo and 19% in Hama. 76% of the cases were reported among above 5 year age group. Among other diseases of importance are 112 cases of Brucellosis, 69 of which were reported in Damascus, 9 TB cases and 4 pneumonia cases.
- ❖ The most common cases among under 5 year age group was AD (40%) followed by ILI cases (35%) (See graph 4). Graph 5 below shows the proportion of morbidities among ≥ 5 year age groups.
- ❖ cases were equality distributed between males and females



III. The Response.

- ❖ Measles vaccination campaigns continue in the governorates where measles cases were reported, in addition Vit. A was provided.
- ❖ BD cases (29 cases) were managed with proper antibiotics, most of them was in Dara'a (22 cases, 17 of which reported from Izra'a Hospital), but no water testing was performed according to some local barriers.
- ❖ The pneumonia cases (4 cases, Sweida National Hospital) were treated properly while infection control measures being highly considered. The same thing for Meningitis cases (3 cases, Sweida National Hospital) which were managed properly, investigation forms were filled and contacts were treated with proper antibiotics
- ❖ Other response measures were also taken with regard to case management of Leishmaniasis, Brucellosis, and TB in addition to ensuring the availability of medicines and the implementation of sanitation measures in accordance with available capacity.

Table-1: Distribution of cases per age group, and by Governorate-week-26, 2013

Code	Age group	Idleb	Hassaka	Sweida	Qunaitra	Lattakia	Aleppo	Hamah	Homs	Daraa	Damascus	Dierezor	Rural Damascus	Tartous	Grand Total	
AD	< 5	47	18	30	2	96	58	39	17	32	78	18	90	32	557	949
	≥ 5	11	23	23	0	36	43	27	5	28	82	11	60	43	392	
AFP	< 5	0	0	0	0	0	0	0	0	0	0	0	0	0	0	0
	≥ 5	0	0	0	0	0	0	0	0	0	0	0	0	0	0	
AJS	< 5	6	0	11	0	3	24	1	1	5	7	4	8	4	74	186
	≥ 5	14	1	0	0	4	30	12	6	2	20	10	13	0	112	
AWD	< 5	0	0	0	0	0	0	0	0	0	0	0	0	0	0	0
	≥ 5	0	0	0	0	0	0	0	0	0	0	0	0	0	0	
BD	< 5	0	1	0	0	0	2	0	0	14	0	0	0	1	18	29
	≥ 5	0	0	0	0	0	3	0	0	8	0	0	0	0	11	
ILI	< 5	15	14	33	31	205	15	32	2	25	63	0	30	24	489	823
	≥ 5	17	19	45	0	77	10	18	0	14	84	0	24	26	334	
MAL	< 5	0	0	0	0	0	0	0	0	0	0	0	0	0	0	0
	≥ 5	0	0	0	0	0	0	0	0	0	0	0	0	0	0	
SM	< 5	1	0	0	0	0	11	4	0	0	3	1	0	0	20	25
	≥ 5	0	0	0	0	0	5	0	0	0	0	0	0	0	5	
SMN	< 5	0	0	0	0	0	0	0	0	0	0	0	0	0	0	3
	≥ 5	0	0	3	0	0	0	0	0	0	0	0	0	0	3	
Others	< 5	0	1	6	0	12	143	16	6	0	18	16	16	4	238	877
	≥ 5	0	0	5	0	7	336	52	16	0	115	48	42	18	639	
Total < 5		69	34	80	33	316	253	92	26	76	169	39	144	65	1396	2892
Total ≥ 5		42	43	76	0	124	427	109	27	52	301	69	139	87	1496	
Total		111	77	156	33	440	680	201	53	128	470	108	283	152	2892	