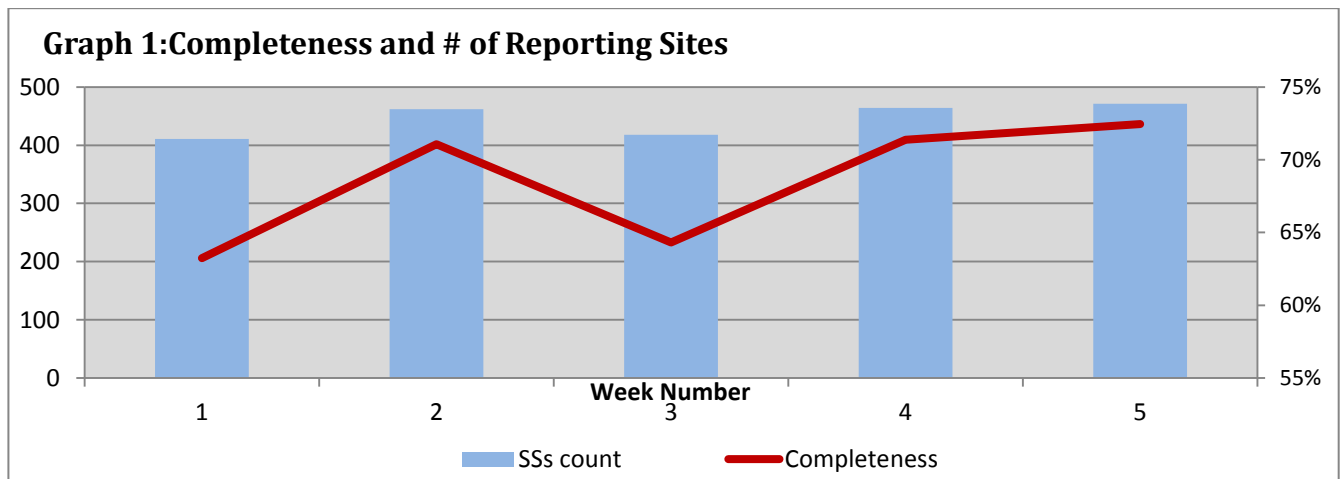


Highlights:

- ❖ 5 AFP cases were detected in Hamah (2), Damascus (1), Aleppo (1), and Homs (1).
- ❖ A notable increase in number of AJS cases was also noticed this week
- ❖ A notable increase in number of SARI cases was also noticed this week.

❖ Completeness & Timeliness of Reporting

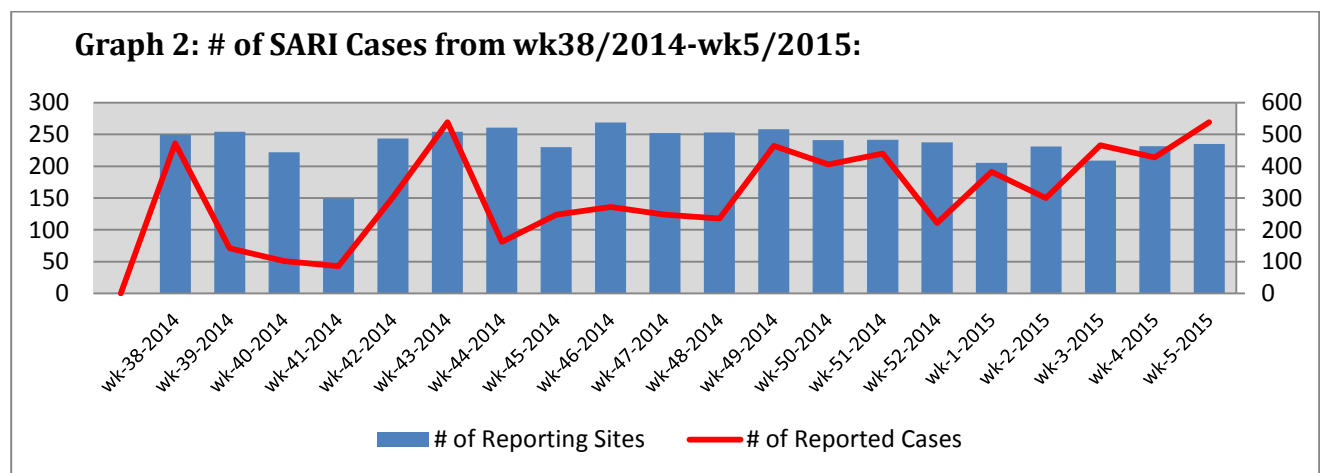
- ❖ The overall completeness of reporting was 72%; (471 out of total 650 EWARS sentinel sites). (See Graph 1). 14 governorates have reported this week.



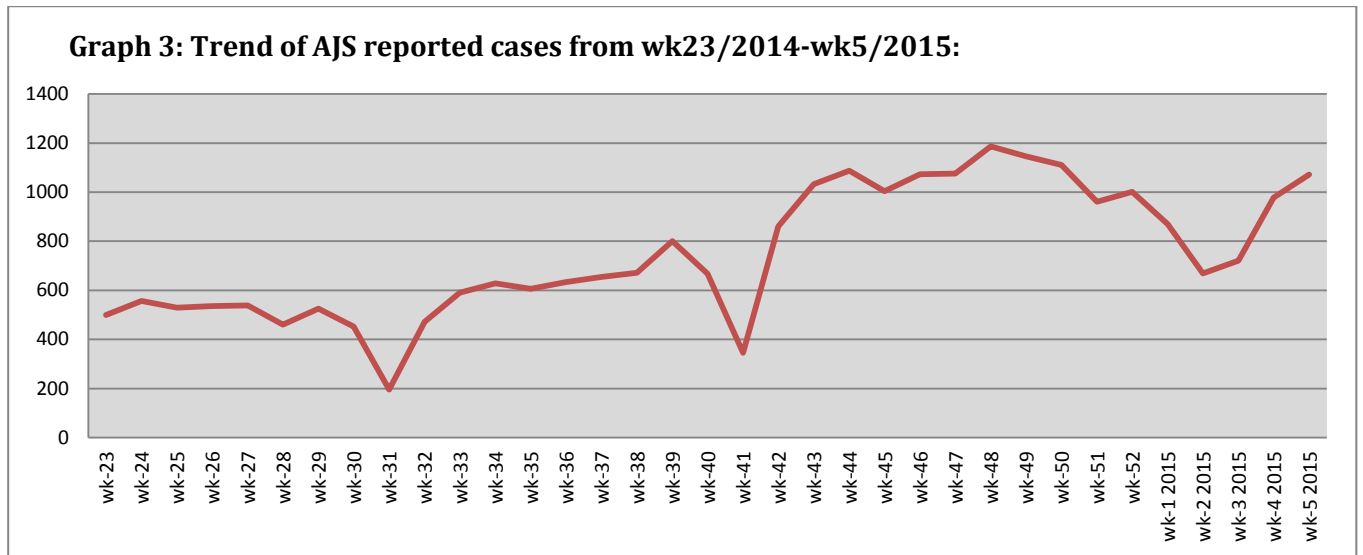
- ❖ Timeliness of reporting is 75%.

❖ The Morbidity Cases

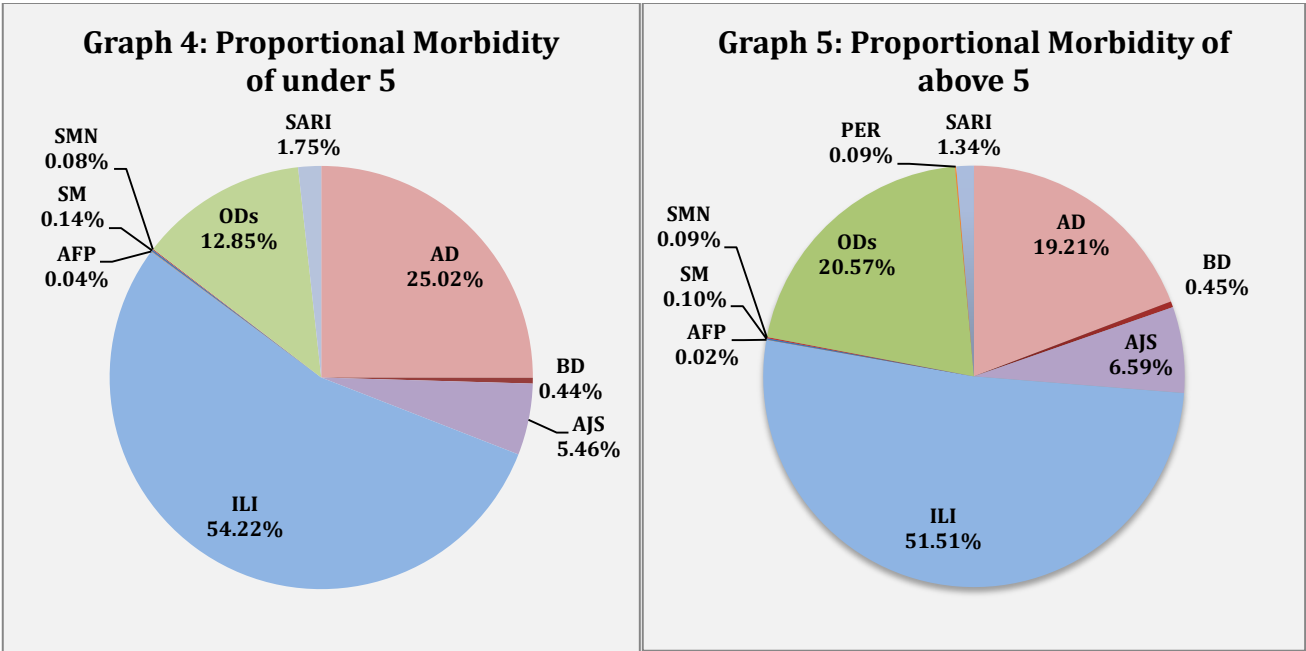
- ❖ Out of the 165,530 total consultations, a total of 17,609 cases were reported; of which 9,291 cases were Influenza like Illness (53%), 3,846 cases were Acute Diarrhoea (22%), 1,072 cases of AJS, 269 cases of Severe Acute Respiratory Infection, 79 cases of Bloody Diarrhoea, 21 cases of Suspected Measles, 15 cases of Meningitis, and 5 AFP case.
- ❖ Below chart reflects the trend in the number of SARI cases in 2014 and 2015 in the period between week 38 - 2014 and week 5 - 2015.



- ❖ Graph 3 displays the trend of the (26,219) AJS cases between wk23/2014-wk5/2015. The distribution of the cases per governorates shows that Idleb, DierEzor, and Damascus continue to reporting the highest number of cases for this week. An increase in the number of cases was noticed for this week.



- ❖ In total, 3,011 cases were reported as “other diseases”. The most important diseases reported within this group were: 435 cases of Leishmaniasis (most of which were reported from Idleb24% Rural Damascus 23%, and Hamah13%), 139 cases of Typhoid (most of which were reported from DierEzor 45% and Rural Damascus 32%), 39 cases of Brucellosis (most of which were reported from Rural Damascus 38%), 36 cases of Pertussis, and 18 cases of TB.
- ❖ 55% of the cases were distributed among ≥ 5 age group.
- ❖ ILI consists (54%) of the cases among <5 and (52%) among ≥ 5 , while AD cases consists (25%) among <5 and (19%) among ≥ 5 .
- ❖ Graphs 4 and 5 below show the proportional morbidity among < 5 and ≥ 5 year age groups respectively.



51% of cases were distributed among females.

❖ The Response

AFP: Stool samples were collected from the AFP cases and sent to the reference lab in Damascus. A national vaccination campaign will be implemented between 15th -19th February; 2015.

AJS and water and food borne diseases: an awareness campaign about food and water borne diseases continued through media (TV programmes, radio programmes, newspapers ...) The RRT in all governorates conducted field visits to the IDPs shelters and schools to evaluate the health and environmental situation, and raise the awareness about food and water borne diseases.

SARI: Awareness bulletin has been prepared and sent to the media office in MOH to be disseminated via media channels. Also participations in TV and radio programs are taking place to raise awareness about the disease and preventive measures.

Table-1: Distribution of cases per age group, and by Governorate-week-5, 2015:

Code	age group	Idleb	Hassaka	Raqua	Sweida	Qunaitra	Lattakia	Aleppo	Hamah	Homs	Daraa	Damascus	DierEzor	Rural Damascus	Tartous	Grand Total	
AD	< 5	193	149	53	96	48	115	88	61	49	87	300	373	334	41	1987	3846
	≥ 5	209	111	41	122	51	66	64	54	66	38	399	325	257	56	1859	
BD	< 5	0	8	1	1	1	4	0	0	0	6	2	10	2	0	35	79
	≥ 5	0	15	1	7	6	7	0	0	0	1	2	4	0	1	44	
AWD	< 5	0	0	0	0	0	0	0	0	0	0	0	0	0	0	0	0
	≥ 5	0	0	0	0	0	0	0	0	0	0	0	0	0	0	0	
AJS	< 5	134	7	20	3	1	19	21	2	34	3	37	111	41	1	434	1072
	≥ 5	116	18	18	10	6	35	46	16	36	7	116	137	76	1	638	
ILI	< 5	405	104	27	293	5	370	567	153	57	125	567	883	431	320	4307	9291
	≥ 5	754	96	25	402	14	267	410	173	65	103	769	873	472	561	4984	
AFP	< 5	0	0	0	0	0	0	0	1	1	0	1	0	0	0	3	5
	≥ 5	0	0	0	0	0	0	1	1	0	0	0	0	0	0	2	
SM	< 5	3	0	2	0	0	1	0	0	0	0	1	2	1	1	11	21
	≥ 5	2	0	2	0	0	0	0	0	0	2	1	0	2	1	10	
SMN	< 5	1	1	0	0	0	0	0	1	0	2	1	0	0	0	6	15
	≥ 5	0	2	3	1	0	0	0	1	0	0	2	0	0	0	9	
SARI	< 5	0	19	0	18	0	2	0	59	0	0	39	2	0	0	139	269
	≥ 5	0	22	0	15	0	1	0	11	0	0	74	5	2	0	130	
Others	< 5	101	39	3	1	56	8	336	12	8	27	25	142	262	1	1021	3011
	≥ 5	145	33	0	9	70	64	678	71	52	39	131	166	520	12	1990	
Total Sum of < 5		837	327	106	412	111	519	1012	289	149	250	973	1523	1071	364	7943	17609
Total Sum of ≥ 5		1226	297	90	566	147	440	1199	327	219	190	1494	1510	1329	632	9666	
Total		2063	624	196	978	258	959	2211	616	368	440	2467	3033	2400	996	17609	