

### Highlights:

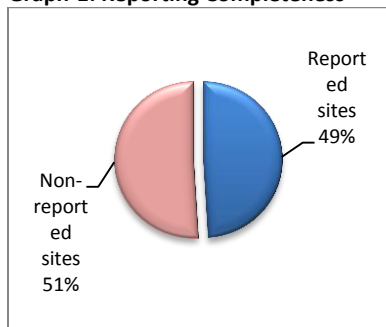
- ◆ Two suspected measles cases were reported in week 45 (*in Sweda & Damascus governorate*). The lab result for the case reported in Sweda was positive and it was a post- vaccination case, while the lab result for the second suspected case, reported in Damascus, was negative.
- ◆ 31 cases of “Hepatitis A” were reported from one district in Edleb (Altadribi center). Relevant and necessary response measures were taken.

### I. Completeness of Reporting

Reporting completeness in week 45 reached 49% (51 sentinel sites out of 104) where 10 governorates have reported (Damascus, Rural Damascus, Alqunaitra, Alswaida, Homs, Hamah, Tartous, Lattakia, Edleb and Alhasakah).

The completeness of reporting from the mentioned governorates reached 72% (51 out of 71 sentinel sites).

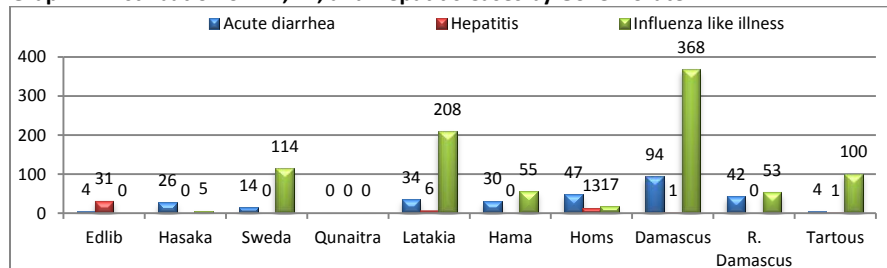
**Graph-1: Reporting Completeness**



### II. The Morbidity & Mortality Cases

1131 cases were reported in week 45 from 51 sentinel sites, most of these cases are ILI (70%, 920 cases), and AD (26%, 295 cases). In addition, 52 cases of Hepatitis were reported, where more than half of them (31 cases) were reported from one sentinel site in Edlib (Altadribi centre). Furthermore, four TB cases and two suspected measles cases were reported from different governorates and 14 Leishmaniasis cases were reported from Hamah. Graph- 2 shows the distribution of ILI, AD and Hepatitis cases by governorates. More details are provided in Table-1.

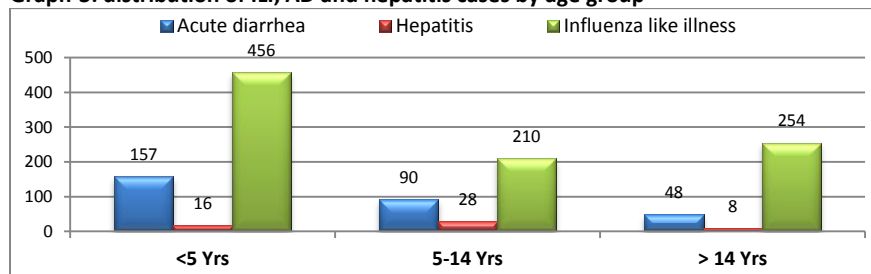
**Graph-2: Distribution of AD, ILI, and Hepatitis Cases by Governorate**



The most affected age group is the **under-5 years** (49%, 642 cases in total) where 50% of reported cases is ILI (456 cases out of 920) and 33% is AD cases (157 out of 295). The number of cases was almost equal between the other two age groups, **5-14 years** (26%, 343 cases out of 1131) and more than **14 years old** (25%, 326 cases out of 1311).

Most of the Hepatitis cases are among **5-14 age** group (54%, 28 cases out of 52). The distribution of AD, ILI and hepatitis cases by age group is illustrated in Graph-3.

**Graph-3: distribution of ILI, AD and hepatitis cases by age group**



### III. The Response:

- ◆ The result of the blood sample collected from the first suspected measles case (*a boy, 13 months*), reported from *Alsweda governorate /Alqraya district* was positive, and it has been found as a post-vaccination case since the child was vaccinated 10 days prior to the rash symptom. Regarding the second suspected measles case (*a boy of 14 months*), the result of the blood sample that was reported in Damascus, was negative.
- ◆ In response to the detected Hepatitis cases, relevant procedures were taken (proper case management, raising hygienic awareness, and water chlorination in the affected areas).
- ◆ Four cases of dog bites were reported in the cell of “other diseases” (Shin district, Homs); the cases were referred to rabies treatment center for proper management and follow-up.
- ◆ Treatment and follow-up was provided for the Leishmaniasis cases.

**Table-1: Distribution of cases per age group, and by Governorate- week 45**

Grand Total	Age group	Edlib	Hasaka	Sweda	Qunaitra	Latakia	Hama	Homs	Damascus	R. Damascus	Tartous	Total	Grand Total
Disease Acute diarrhea	<5 Yrs	4	21	5	0	9	22	33	43	19	1	157	295
	5-14 Yrs	0	3	9	0	21	6	9	27	14	1	90	
	> 14 Yrs	0	2	0	0	4	2	5	24	9	2	48	
Cholera	<5 Yrs	0	0	0	0	0	0	0	0	0	0	0	0
	5-14 Yrs	0	0	0	0	0	0	0	0	0	0	0	
	> 14 Yrs	0	0	0	0	0	0	0	0	0	0	0	
Hepatitis	<5 Yrs	10	0	0	0	0	0	6	0	0	0	16	52
	5-14 Yrs	14	0	0	0	6	0	6	1	0	1	28	
	> 14 Yrs	7	0	0	0	0	0	1	0	0	0	8	
Influenza like illness	<5 Yrs	0	2	63	0	164	32	7	154	14	20	456	920
	5-14 Yrs	0	3	27	0	40	12	4	75	9	40	210	
	> 14 Yrs	0	0	24	0	4	11	6	139	30	40	254	
AFP	<5 Yrs	0	0	0	0	0	0	0	0	0	0	0	0
	5-14 Yrs	0	0	0	0	0	0	0	0	0	0	0	
	> 14 Yrs	0	0	0	0	0	0	0	0	0	0	0	
Measles and rubella	<5 Yrs	0	0	1	0	0	0	0	1	0	0	2	2
	5-14 Yrs	0	0	0	0	0	0	0	0	0	0	0	
	> 14 Yrs	0	0	0	0	0	0	0	0	0	0	0	
Tetanus	<5 Yrs	0	0	0	0	0	0	0	0	0	0	0	0
	5-14 Yrs	0	0	0	0	0	0	0	0	0	0	0	
	> 14 Yrs	0	0	0	0	0	0	0	0	0	0	0	
Meningitis	<5 Yrs	0	0	0	0	0	0	0	0	0	0	0	0
	5-14 Yrs	0	0	0	0	0	0	0	0	0	0	0	
	> 14 Yrs	0	0	0	0	0	0	0	0	0	0	0	
Local Malaria	<5 Yrs	0	0	0	0	0	0	0	0	0	0	0	0
	5-14 Yrs	0	0	0	0	0	0	0	0	0	0	0	
	> 14 Yrs	0	0	0	0	0	0	0	0	0	0	0	
Rabies	<5 Yrs	0	0	0	0	0	0	0	0	0	0	0	4
	5-14 Yrs	0	0	0	0	0	0	2	0	0	0	2	
	> 14 Yrs	0	0	0	0	0	0	2	0	0	0	2	
TB	<5 Yrs	0	0	0	0	0	0	0	1	0	0	1	4
	5-14 Yrs	0	0	0	0	0	0	0	0	0	0	0	
	> 14 Yrs	0	0	0	0	0	1	2	0	0	0	3	
Others	<5 Yrs	0	0	1	0	0	3	6	0	0	0	10	34
	5-14 Yrs	0	0	0	0	0	13	0	0	0	0	13	
	> 14 Yrs	0	0	0	0	0	9	0	0	2	0	11	
Total by age group	<5 Yrs	14	23	70	0	173	57	52	199	33	21	642	1311
	5-14 Yrs	14	6	36	0	67	31	21	103	23	42	343	
	> 14 Yrs	7	2	24	0	8	23	16	163	41	42	326	
Grand Total of Cases		35	31	130	0	248	111	89	465	97	105	1311	1311