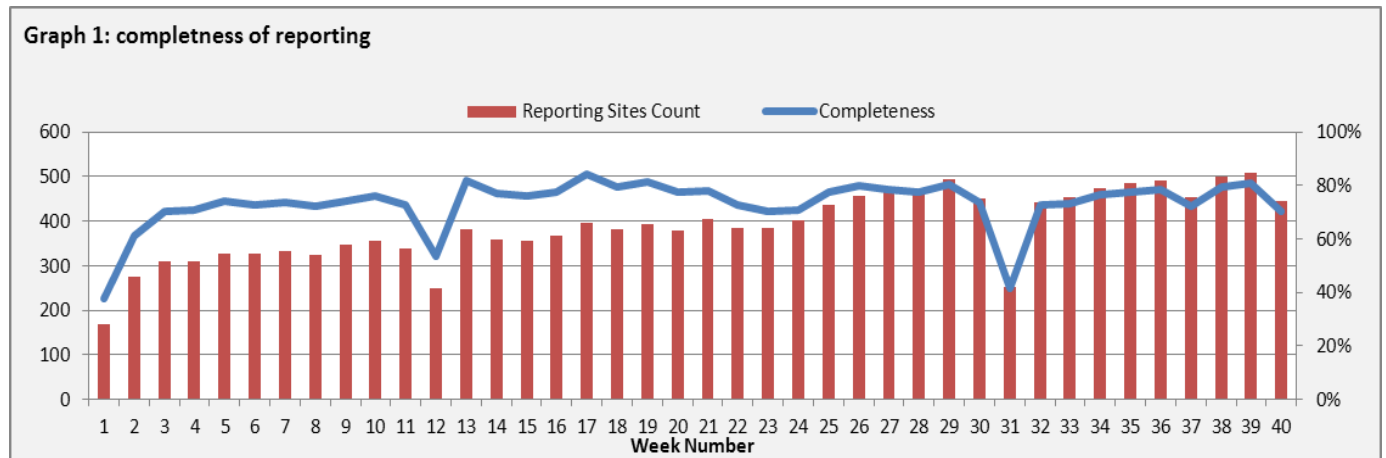


Highlights:

Completeness& Timeliness of Reporting

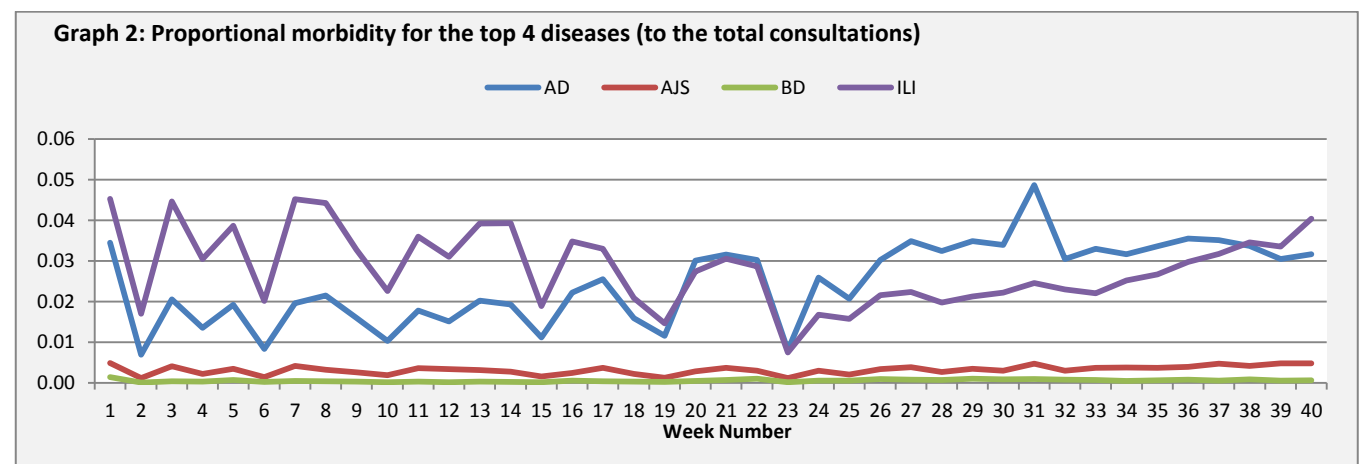
- ❖ The overall completeness of reporting was 70%; (444 out of total 630 EWARS sentinel sites). (See Graph 1). 13 governorates have reported this week.



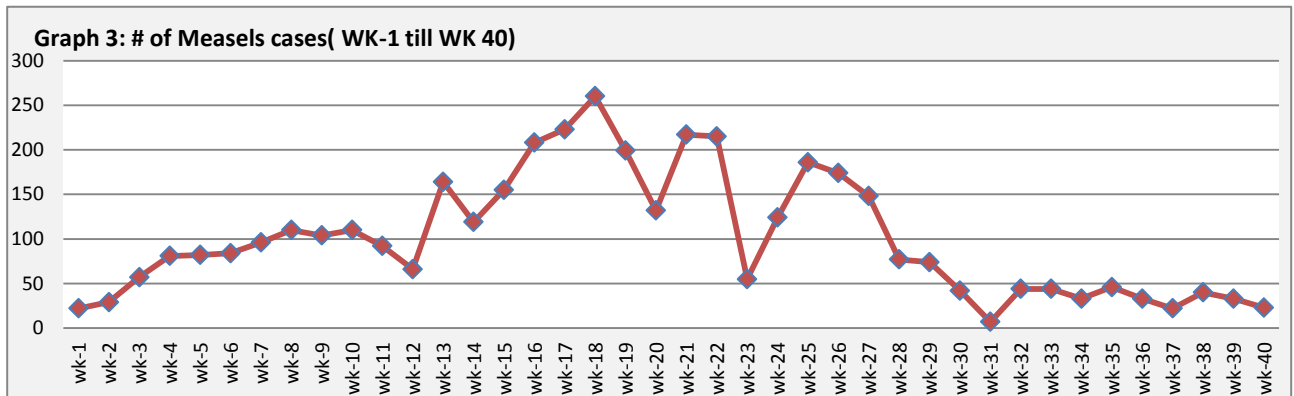
- ❖ Timeliness of reporting is 73%.

The Morbidity Cases

Out of the 129,854 total consultations, a total of 12,556 cases were reported; of which 5,574 cases were Influenza like Illness (44%), 4,362 cases were Acute Diarrhoea (35%), 668 cases of AJS, 77 cases of Bloody Diarrhoea, 51 cases of Sever Acute Respiratory Infection, 23 cases of Suspected Measles, and 22 cases of Meningitis. (Graph 2 shows the proportional morbidity for the top 4 diseases (to the total consultations, after excluding the data of 8 health facilities that did not report total consultations).

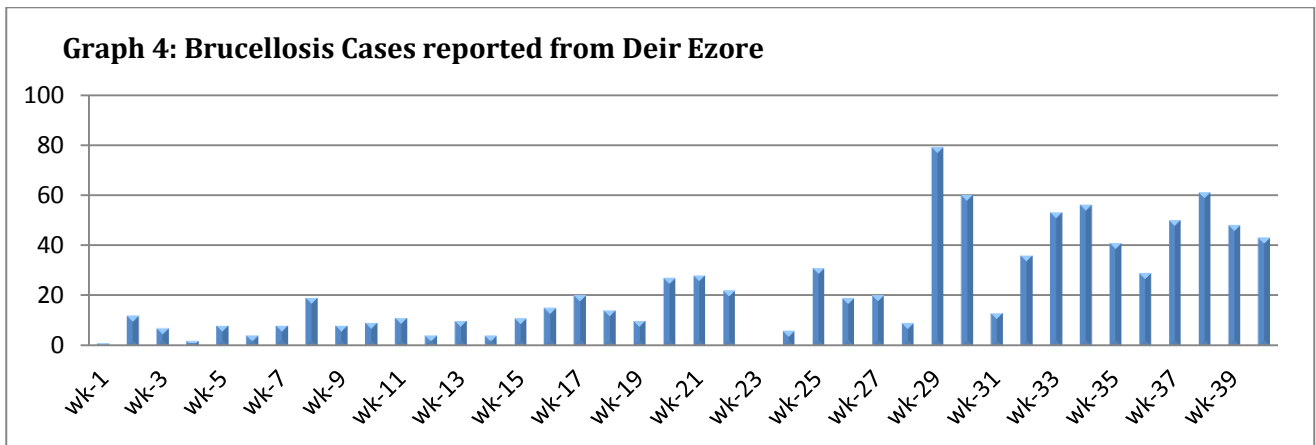


- ❖ Below chart reflects the trend in the number of SARI cases between week 38/ 2013 and week 40(2014).

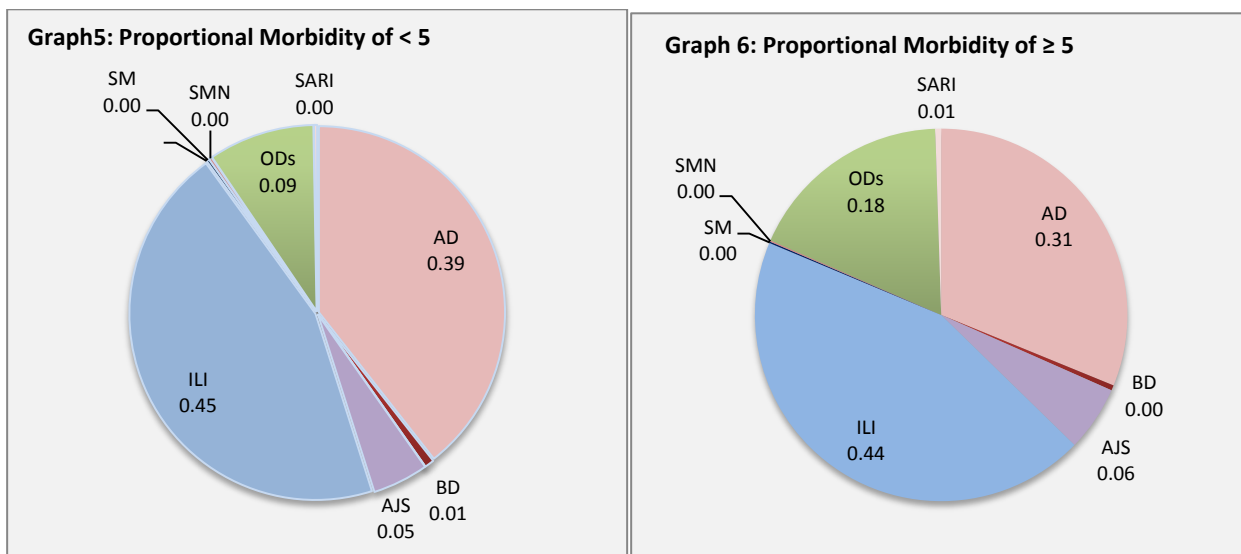


- ❖ In total, 1,779 cases were reported as “other diseases”. The most important diseases reported within this group were: 321 cases of Leishmaniasis (most of which were reported from Idleb 69%) 214 cases of Typhoid (most of which were reported from DierEzor 41% and Idleb 38%), 111 cases of Brucellosis (most of which were reported from DierEzor 39%), 24 cases of Pertussis (most of which were reported from DierEzor 92%), and 12 case of TB.

- ❖ Below chart reflects the brucellosis case reported from DierEzor governorates starting from week 1 till week 40



- ❖ 57% of the cases were distributed among ≥ 5 age group.
- ❖ The most common cases among <5 : ILI cases were (45%) and AD cases were (39%). Graphs 5 and 6 below show the proportional morbidity among < 5 and ≥ 5 year age groups respectively.



❖ 51% of the cases were distributed among males.

▪ **The Response**

Meningitis: Meningitis cases detected are not clustered. Cases were managed properly; and investigation forms were filled for some cases but not all; it shows that most of the cases are viral meningitis not bacterial. Preventive therapy was provided as necessary for contacts of the probable bacterial meningitis cases.

SARI: 300,000 influenza vaccines were procured to be distributed for high risk groups including Health care workers who are in direct contact with SARI patient in ICU and elderly particularly who have chronic diseases in the IDPs shelters in at health facility level. The vaccines expected to be delivered in end of October 2014.

BD: cases are not clustered. All cases were managed properly.

Table-1: Distribution of cases per age group, and by Governorate-week-40, 2014:

Code	Age group	Sweida	Hamah	Daraa	Aleppo	Damascus	DierEzor	Idleb	Homs	Lattakia	Rural Damascus	Tartous	Qunaitra	Raqua	Hassaka	Grand Total	
AD	< 5	112	93	44	173	237	573	416	47	139	177	71	41	18	0	2141	4362
	≥ 5	106	118	38	147	401	526	311	51	104	259	97	50	13	0	2221	
BD	< 5	3	0	2	0	1	24	0	1	8	0	1	2	3	0	45	77
	≥ 5	1	0	0	0	4	5	0	1	15	0	0	4	2	0	32	
AWD	< 5	0	0	0	0	0	0	0	0	0	0	0	0	0	0	0	0
	≥ 5	0	0	0	0	0	0	0	0	0	0	0	0	0	0	0	
AJS	< 5	0	10	8	9	22	56	117	26	2	6	0	4	4	0	264	668
	≥ 5	2	14	5	30	64	74	105	51	8	45	1	3	2	0	404	
ILI	< 5	241	92	53	242	343	503	310	26	156	279	169	7	18	0	2439	5574
	≥ 5	258	143	79	244	539	547	429	39	94	441	296	10	16	0	3135	
AFP	< 5	0	0	0	0	0	0	0	0	0	0	0	0	0	0	0	0
	≥ 5	0	0	0	0	0	0	0	0	0	0	0	0	0	0	0	
SM	< 5	0	1	0	0	2	4	6	1	0	0	0	0	0	0	14	23
	≥ 5	0	0	0	0	1	3	4	0	0	1	0	0	0	0	9	
SMN	< 5	2	0	1	0	7	0	2	0	0	2	0	0	0	0	14	22
	≥ 5	0	1	0	0	4	0	3	0	0	0	0	0	0	0	8	
SARI	< 5	1	3	0	0	7	1	1	0	0	0	0	0	2	0	15	51
	≥ 5	4	9	0	0	22	0	1	0	0	0	0	0	0	0	36	
Others	< 5	0	18	10	85	44	20	117	22	1	131	8	45	0	0	501	1779
	≥ 5	11	70	32	174	153	167	250	72	14	262	24	49	0	0	1278	
Total < 5		359	217	118	509	663	1181	969	123	306	595	249	99	45	0	5433	12556
Total ≥ 5		382	355	154	595	1188	1322	1103	214	235	1008	418	116	33	0	7123	
Total		741	572	272	1104	1851	2503	2072	337	541	1603	667	215	78	0	12556	