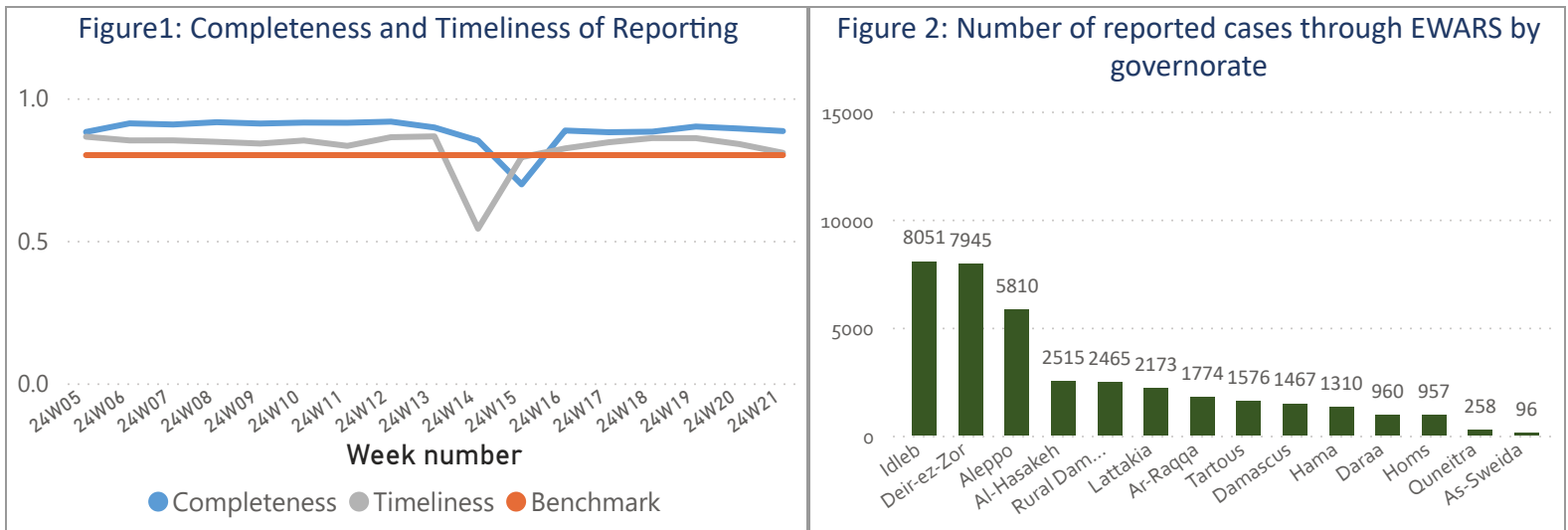


Highlights

- A total of 238,746 consultations were recorded in all the 14 governorates
- The leading causes of morbidity among all age groups were Influenza Like Illness 17,801 (47.65%) and Acute Diarrhea 13,235 (35.43%).
- A total of 5 AWD cases were reported during this week.
- 3 AFP cases reported in Rural Damascus (2) Tartous (1).
- 39 suspected measles cases in Aleppo (11) Idleb (11) Deir-ez-Zor (4) Rural Damascus (3) Damascus (3) Al-Hasakeh (2) Daraa (2) Ar-Raqqa (1) Hama (1) Lattakia (1)

Performance Indicators

- A total of 1,338 out of 1,513 active reporting sites (88.43%) in all 14 governorates of Syria reported through EWARS, with 80.79% timeliness among those sites providing data during the week (Figure 1)



Morbidity

- A total of 238,746 consultations were recorded in 1338 health facilities in 14 governorates. Among them, 37,357 cases were EWARS notifiable health conditions (Figure 2)
- The leading causes of morbidity among all age groups were Influenza Like Illness 17,801 (47.65%) and Acute Diarrhea 13,235 (35.43%).
- Of the 37,357 total reported cases, 50.27% (18,781) were female, and 43.22% (16,146) were children under 5 years old
- Children under 5 years of age 45.85% of cases are ILI, and ILI representing 49.02% of the cases above 5 years during this reporting period (Figure 3)
- The proportional morbidity of ILI is 7.46% and the downwards trend was observed: 0.2% from the previous week (Figure 4)
- The proportional morbidity of AD is 5.54% and the upwards trend was observed: 0.08% from the previous week (Figure 4)

Figure 3: Proportional morbidity by age group

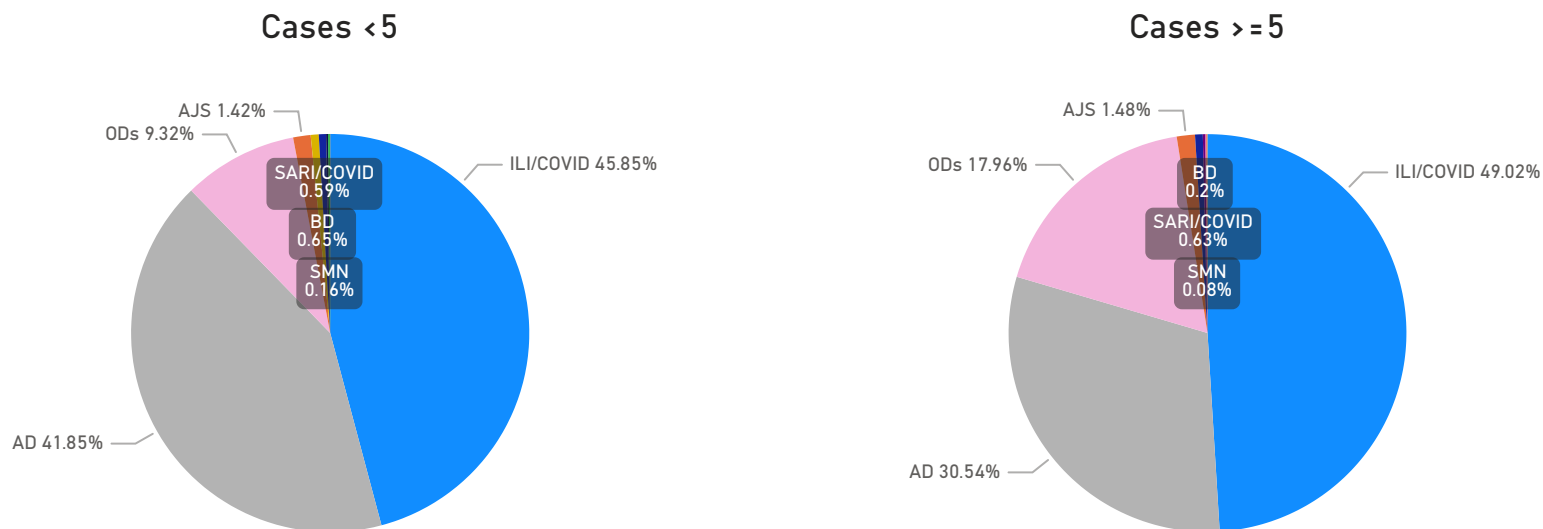
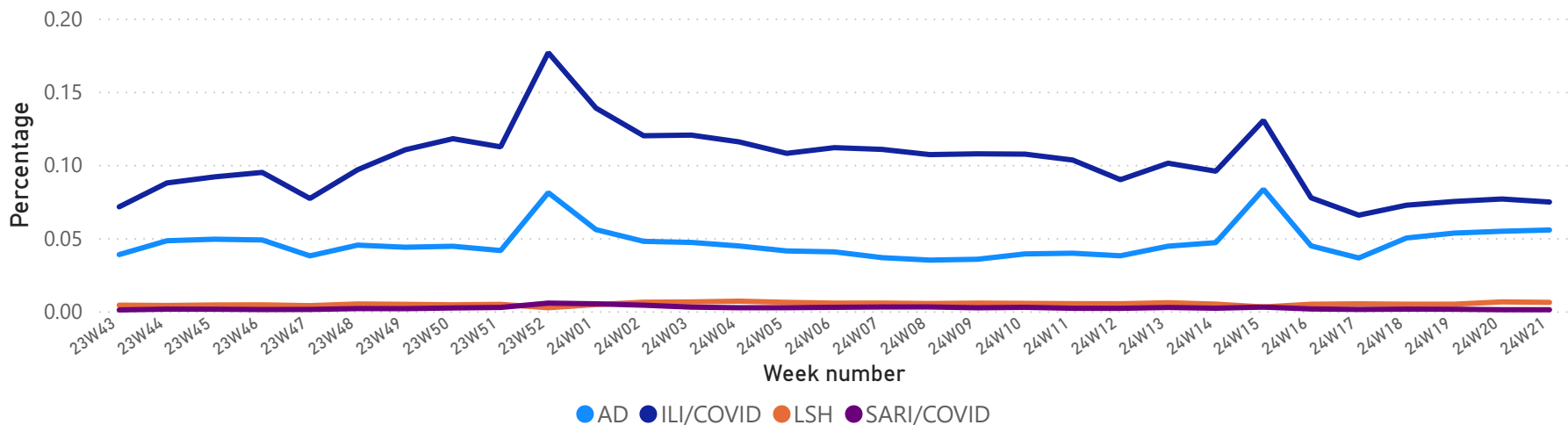


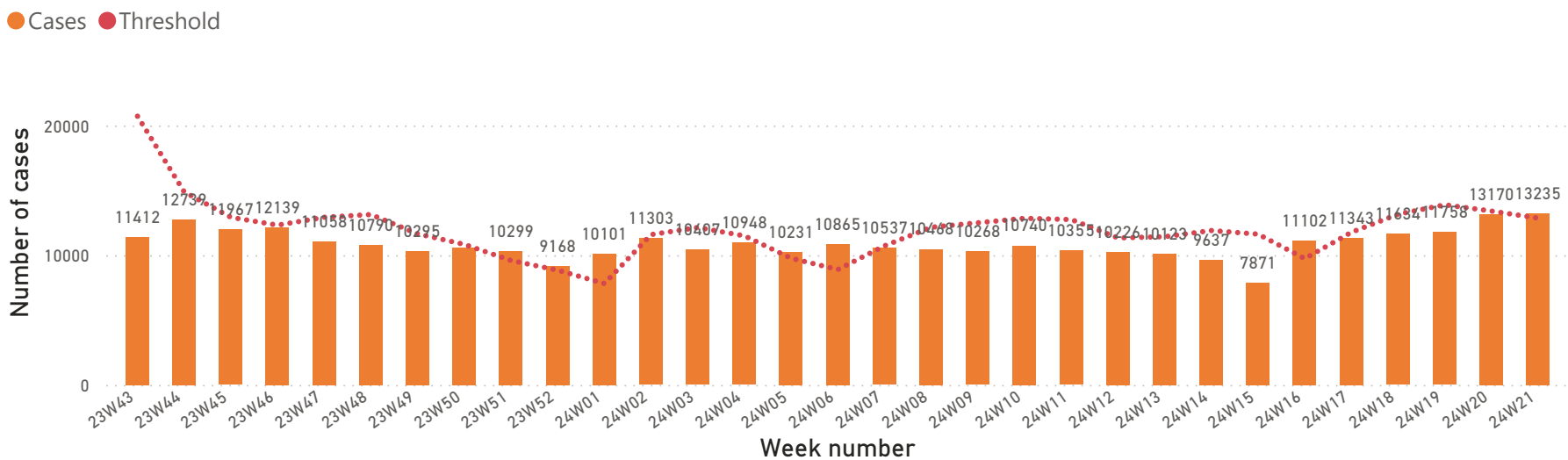
Figure 4: Proportion of Morbidity of top 4 diseases among the total consultation by week



1. Waterborne Diseases

- There was 5 case of acute watery diarrhea (AWD)
- A total of 13,235 AD cases were reported during this week

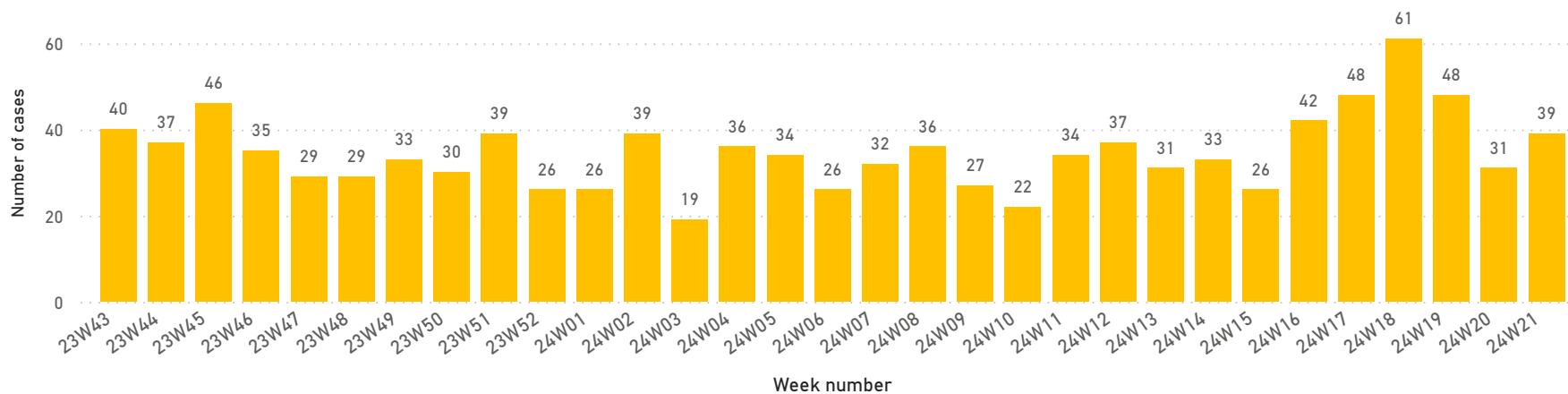
Figure 5: Number of acute diarrhea by week



2. Vaccine Preventable Diseases

- 3 cases of acute flaccid paralysis (AFP) were reported in this week
- Number of suspected measles in thre reporting week was (39) cases. Most cases were reported from Aleppo (11) Idleb (11) Deir-ez-Zor (4) Rural Damascus (3) Damascus (3) Al-Hasakeh (2) Daraa (2) Ar-Raqqa (1) Hama (1) Lattakia (1).

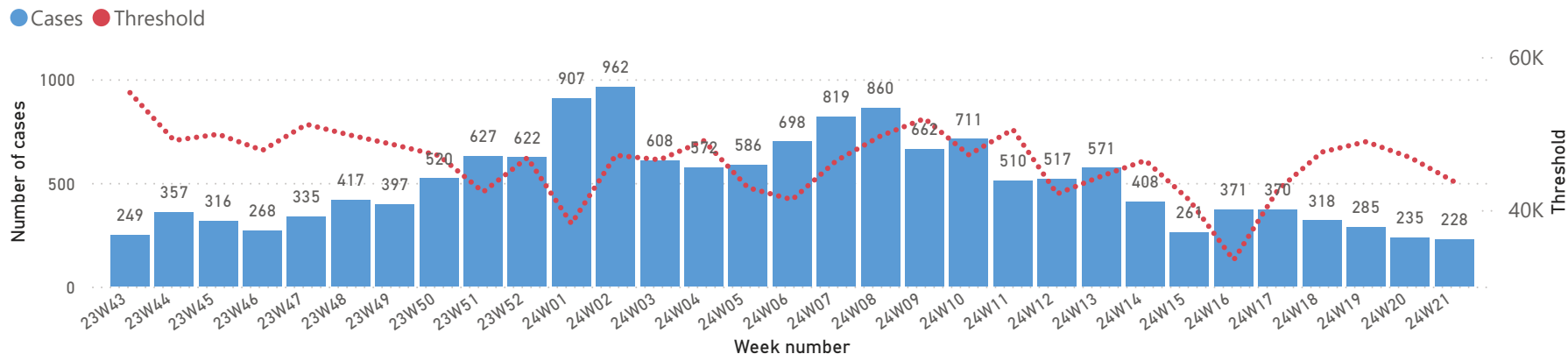
Figure 6: Suspected measles cases by week



3. Respiratory Diseases

- In total, 17,801 ILI cases were reported during week.
- In total, 228 SARI cases were reported, and the trend is shown in (Figure 7). Most of the cases were reported from Hama (49) Al-Hasakeh (48) Damascus (38) Aleppo (34) Tartous (20) Lattakia (13) Daraa (9) Deir-ez-Zor (5) Homs (4) Rural Damascus (3) As-Sweida (2) Idleb (1) Quneitra (1) Ar-Raqqa (1)

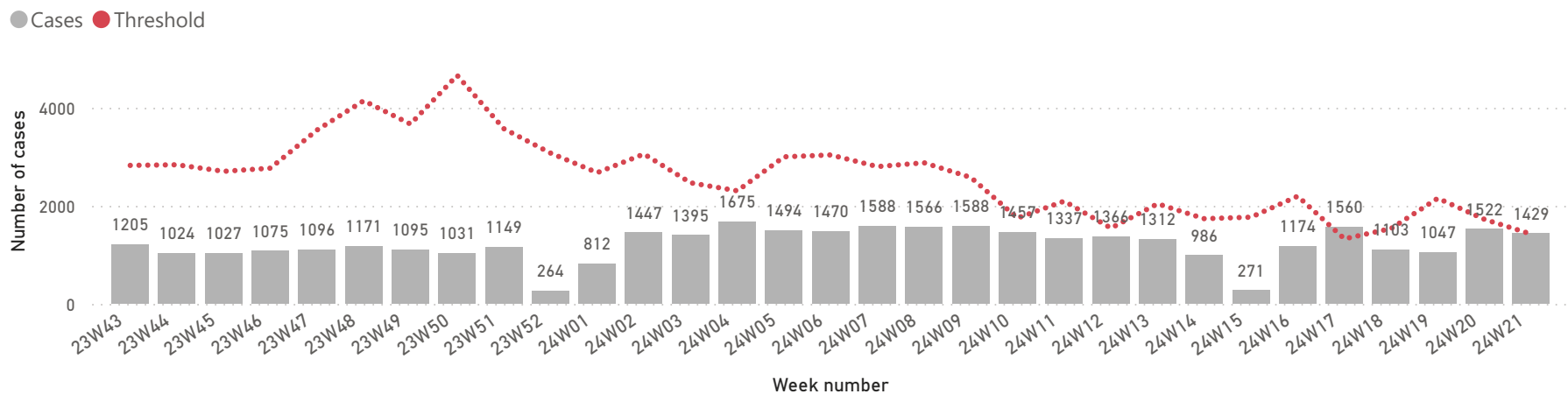
Figure 7: SARI cases by week



4. Other Diseases

- 5,313 cases were reported as "other diseases" through EWARS. The health conditions with the highest incidents were Leishmaniasis (1,429) Lice (1,245) and Scabis (980)
- During this week, most of suspected leishmaniasis cases were reported from Aleppo (750) Hama (330) Idleb (137)

Figure 8: Suspected Leishmaniasis cases by week



Comparison with Previous Week by Health Condition

DiseaseName	24W18	24W19	24W20	24W21	Total
Acute bloody diarrhea	134	110	133	147	524
Acute Diarrhea	11,634	11,758	13,170	13,235	49,797
Acute Flaccid Paralysis	0	4	3	3	10
Acute Watery diarrhea (suspected cholera)	0	2	2	5	9
Brucellosis	212	211	219	225	867
chicken pox	257	250	339	289	1,135
Influenza Like Illness	16,849	16,521	18,489	17,801	69,660
Leishmaniasis	1,103	1,047	1,522	1,429	5,101
Lice	985	978	1,293	1,245	4,501
Measles and Rubella	61	48	31	39	179
Meningitis	33	28	52	44	157
Mumps	46	52	52	42	192
Others	547	386	491	533	1,957
Pertussis	214	204	203	197	818
SARI	318	285	235	228	1,066
Scabis	855	872	1,051	980	3,758
Suspected Hepatitis (Jaundice)	530	539	559	542	2,170
Tuberculosis	47	56	75	62	240
Typhoid Fever	238	277	334	311	1,160
Total	34,063	33,628	38,253	37,357	143,301

Case Distribution by Age Group, and by Governorate

Week

2024 Week 21 (20 - 26 May 2024)

DiseaseGroup	Aleppo	Al-Hasakeh	Ar-Raqqa	As-Sweida	Damascus	Daraa	Deir-ez-Zor	Hama	Homs	Idleb	Lattakia	Quneitra	Rural Damascus	Tartous	Total
▼ Priority Diseases	4,473	2,036	1,408	86	1,375	885	7,249	729	765	7,081	1,860	224	2,337	1,536	32,044
Suspected Hepatitis (Jaundice)	43	0	145	2	17	27	160	21	25	37	24	12	17	12	542
Less than 5 years	6	0	88	0	1	7	88	5	4	9	2	12	6	1	229
5 years or more	37	0	57	2	16	20	72	16	21	28	22	0	11	11	313
SARI	34	48	1	2	38	9	5	49	4	1	13	1	3	20	228
Less than 5 years	17	26	0	0	4	5	2	28	0	0	8	0	0	5	95
5 years or more	17	22	1	2	34	4	3	21	4	1	5	1	3	15	133
Meningitis	3	2	9	0	4	1	1	7	1	13	2	1	0	0	44
Less than 5 years	2	2	8	0	1	1	1	4	1	4	1	1	0	0	26
5 years or more	1	0	1	0	3	0	0	3	0	9	1	0	0	0	18
Measles and Rubella	11	2	1	0	3	2	4	1	0	11	1	0	3	0	39
Less than 5 years	8	2	1	0	2	2	3	0	0	2	1	0	2	0	23
5 years or more	3	0	0	0	1	0	1	1	0	9	0	0	1	0	16
Influenza Like Illness	2,972	910	744	61	965	481	3,536	328	504	2,816	1,319	136	1,852	1,177	17,801
Less than 5 years	956	398	349	15	225	192	1,971	178	189	1,400	518	60	638	314	7,403
5 years or more	2,016	512	395	46	740	289	1,565	150	315	1,416	801	76	1,214	863	10,398
Acute Watery diarrhea (suspected cholera)	0	0	0	0	0	0	4		0	0	0	1	0	0	5
Less than 5 years	0	0	0	0	0	0	2		0	0	0	1	0		3
5 years or more	0	0	0	0	0		2		0	0	0	0	0	0	2
Acute Flaccid Paralysis	0	0	0	0	0	0	0	0	0	0	0	0	2	1	3
Less than 5 years	0	0	0	0	0	0	0	0	0	0	0	0	0	1	1
5 years or more	0				0	0	0	0	0	0	0	0	2	0	2
Acute Diarrhea	1,409	1,050	491	21	344	354	3,449	323	231	4,203	501	73	460	326	13,235
Less than 5 years	679	645	269	7	153	183	1,903	172	91	2,123	213	37	195	87	6,757
5 years or more	730	405	222	14	191	171	1,546	151	140	2,080	288	36	265	239	6,478
Acute bloody diarrhea	1	24	17	0	4	11	90	0	0	0	0	0	0	0	147
Less than 5 years	1	18	3	0	2	6	75	0	0	0	0	0	0	0	105
5 years or more	0	6	14	0	2	5	15	0	0	0	0	0	0	0	42
Other Diseases	1,337	479	366	10	92	75	696	581	192	970	313	34	128	40	5,313
Typhoid Fever	6	7	103	0	1	13	86	1	9	81	0	0	4	0	311
Less than 5 years	1	0	35	0	0	0	16	0	3	51	0	0	0	0	106
5 years or more	5	7	68	0	1	13	70	1	6	30	0	0	4	0	205
Tuberculosis	14	1	0	0	2	0	2	0	1	7	26		7	2	62
Less than 5 years	2	0		0	0		0		0	4			0	0	6
5 years or more	12	1	0	0	2	0	2	0	1	3	26		7	2	56
Scabis	244	100	34	2	37	7	207	102	66	39	122	3	6	11	980
Less than 5 years	29	30	6	0	9	2	54	31	13	2	44	2	0	0	222
5 years or more	215	70	28	2	28	5	153	71	53	37	78	1	6	11	758
Pertussis	1	1	76	0	2	0	101	0	11	5	0	0	0	0	197
Less than 5 years	1	0	48	0	2	0	61	0	8	5	0	0	0	0	125
5 years or more	0	1	28	0	0	0	40	0	3	0	0		0		72
Others	6	332	53	0	0	25	46	9	9	0	6	14	31	2	533
Less than 5 years	3	120	34	0	0	6	4	4	5	0	3	14	3	2	198
5 years or more	3	212	19	0	0	19	42	5	4	0	3	0	28	0	335
Mumps	1	0	0	0	0	1	4	3	0	33	0	0	0	0	42
Less than 5 years	1	0	0		0	0	2	3	0	2	0		0	0	8
5 years or more	0	0	0	0	0	1	2	0	0	31	0	0	0	0	34
Lice	266	11	4	0	6	18	86	67	62	547	135	3	33	7	1,245
Less than 5 years	49	1	3	0	3	4	18	12	14	257	11	1	4	0	377
5 years or more	217	10	1	0	3	14	68	55	48	290	124	2	29	7	868
Leishmaniasis	750	7	64	3	27	0	52	330	22	137	20		2	15	1,429
Less than 5 years	163	4	13	0	2	0	28	38	2	41	2		0	2	295
5 years or more	587	3	51	3	25	0	24	292	20	96	18		2	13	1,134
chicken pox	21	20	10	1	9	7	72	12	7	99	3	12	13	3	289
Less than 5 years	11	4	0	0	6	6	40	5	3	46	0	12	9	0	142
5 years or more	10	16	10	1	3	1	32	7	4	53	3	0	4	3	147
Brucellosis	28	0	22	4	8	4	40	57	5	22	1	2	32	0	225
Less than 5 years	1	0	4	1	4	0	3	0	0	10	0	1	1	0	25
5 years or more	27	0	18	3	4	4	37	57	5	12	1	1	31	0	200
Total	5,810	2,515	1,774	96	1,467	960	7,945	1,310	957	8,051	2,173	258	2,465	1,576	37,357