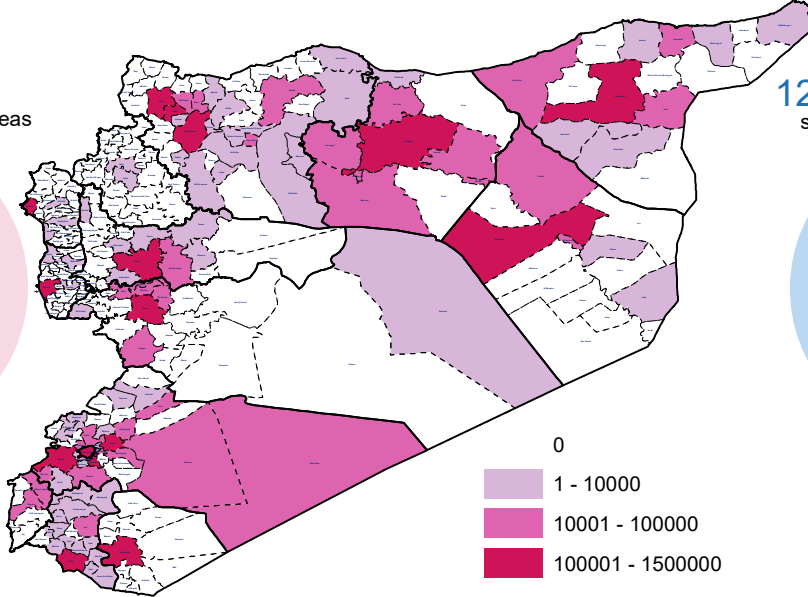
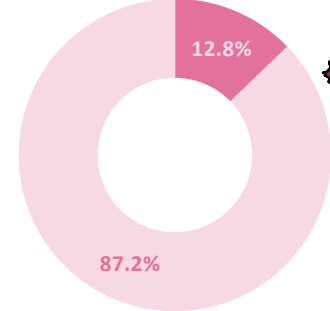


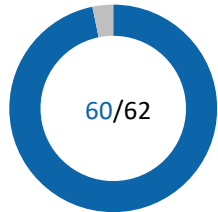
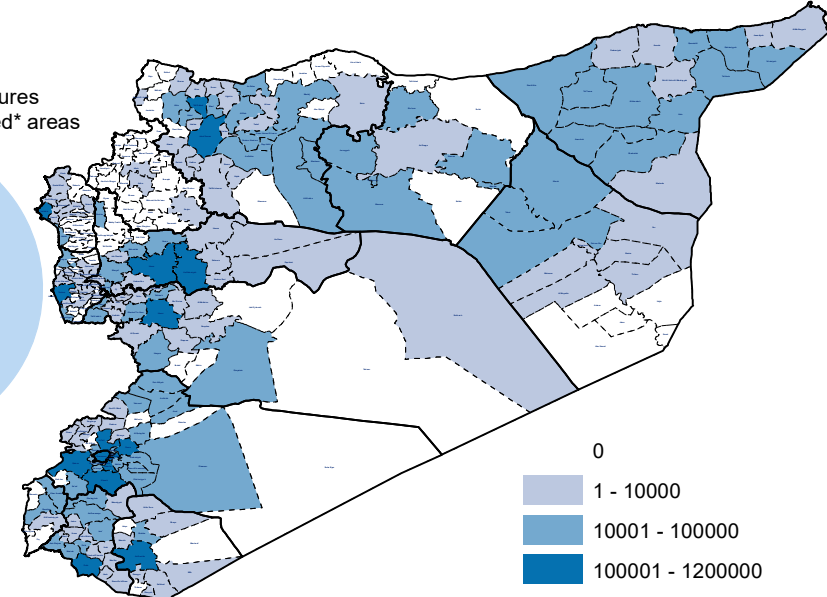
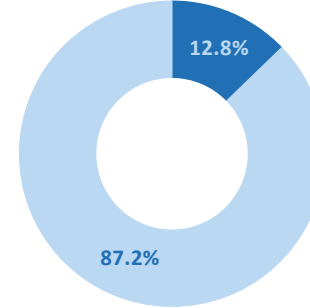
Number of treatment courses provided, at sub district level, January to November 2018

12.8% of treatment courses provided to HTR/ besieged* areas

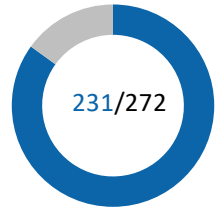


Number of medical procedures supported, at sub district level, January to November 2018

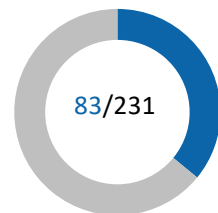
12.8% of medical procedures supported to HTR/ besieged* areas



97% of the districts (Mantika) were reached by the health sector partners by end of November 2018



85% of the sub-districts (Nahya) were reached by the health sector partners by end of November 2018



36% of the reached sub-districts are in HTR & besieged* areas

Number of reporting organizations, November 2018

(UN or INGO or NNGO reporting activity into 4Ws)



Number of implementing partners, November 2018

(All assistance and services implemented by UN or INGO or NNGO or government entity)



Delivered assistance by the Health Sector for November 2018

Periodic Monitoring Review -PMR indicators	November
1) # of medical procedures	572,283
1.1.1 Number of outpatient consultations (static and mobile services)	554,777
1.4.1 Number of mental health services provided	10,992
1.4.2 Number of new mental health cases referred	203
1.4.3 Number of physical rehabilitation cases supported	1,358
1.7.1 Number of referred cases inside Syria to receive specialized treatment	4,953
2) # of treatment courses provided	294,508
1.1.2 Number of treatment courses provided (medications provided/prescribed, diagnostic procedures, minor medical interventions including dialysis)	294,508
3) # of trauma cases supported	56,661
1.3.5 Number of trauma cases supported	56,661
4) # of children under 5 immunized	29,944
1.2.2 Number of children U1 covered with DPT3 or equivalent pentavalent vaccine (national program)	29,944
5) # of sentinel sites submitting weekly surveillance reports or Percentage of all outbreaks investigated in a timely manner	1,093
1.8.2 Number of sentinel sites submitting weekly surveillance reports	1,093
6) # of deliveries attended by skilled attendant	2,177
1.6.1 Number of vaginal deliveries attended by skilled birth attendant	1,077
1.6.2 Number of C- Sections	1,100
7) # of facilities providing rehabilitation services	484
1.4.5 Number of facilities providing rehabilitation mental services	479
1.4.6 Number of facilities providing rehabilitation physical services	5
9) # of health care workers trained and re-trained	1,500
3.1 Number of healthcare providers trained and re-trained	1,343
3.2 Number of community health workers trained and re-trained	157

*since July 2018 there are no besieged areas in Syria

The boundaries and names shown and the designations used on this map do not imply the expression of any opinion whatsoever on the part of the World Health Organization concerning the legal status of any country, territory, city or area or of its authorities, or concerning the delimitation of its frontiers or boundaries. Dotted and dashed lines on maps represent approximate border lines for which there may not yet be full agreement.

Data source: Health sector 4Ws, HTR and besieged areas are portrayed based on OCHA map as of Feb+Jul+Oct 2018
Map production: Health Information Management Unit,
Country office, Syrian Arab Republic
World Health Organization