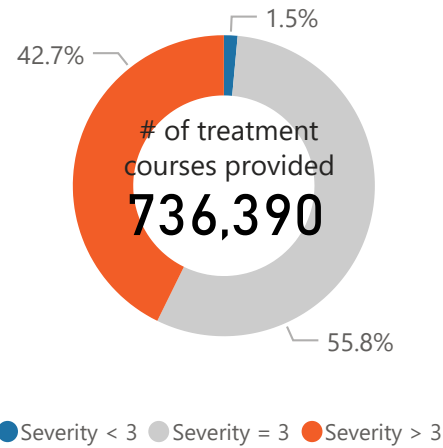
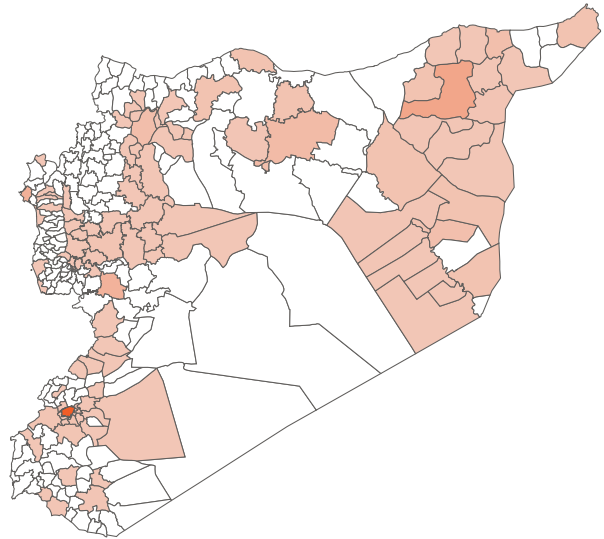
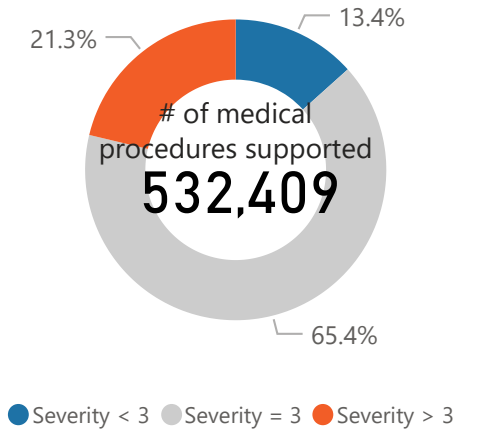
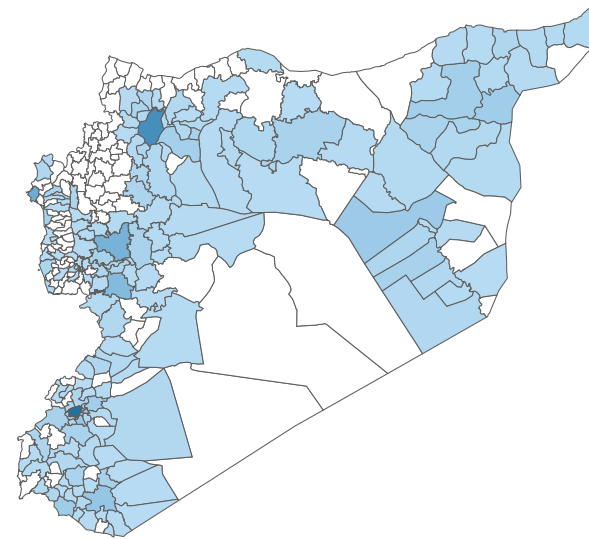


Number of treatment courses provided, at sub district level



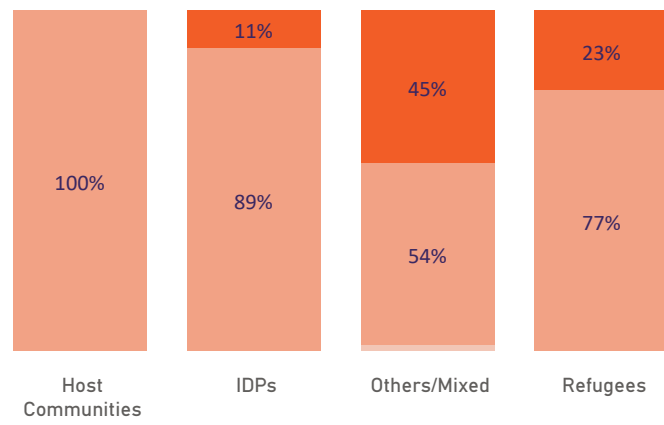
Number of medical procedures supported, at sub district level



Medical procedures

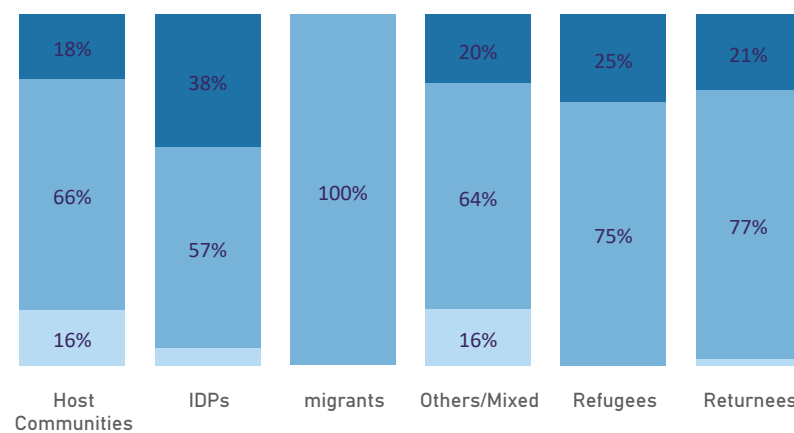


Number of treatment courses provided per beneficiary type and severity scale



● Severity < 3 ● Severity = 3 ● Severity > 3

Number of medical procedures supported per beneficiary type and severity scale



● Severity < 3 ● Severity = 3 ● Severity > 3

Number of reporting organizations

(UN or INGO or NNGO reporting activity into 4Ws)



Number of implementing partners

(All assistance and services implemented by UN or INGO or NNGO or government entity)

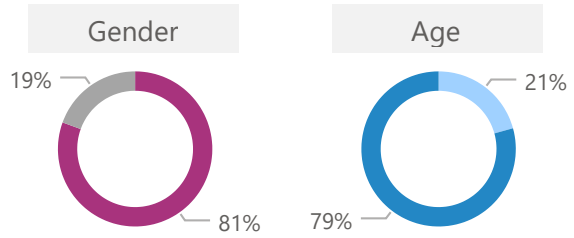


The boundaries and names shown and the designations used on this map do not imply the expression of any opinion whatsoever on the part of the World Health Organization concerning the legal status of any country, territory, city or area or of its authorities, or concerning the delimitation of its frontiers or boundaries. Dotted and dashed lines on maps represent approximate border lines for which there may not yet be full agreement.

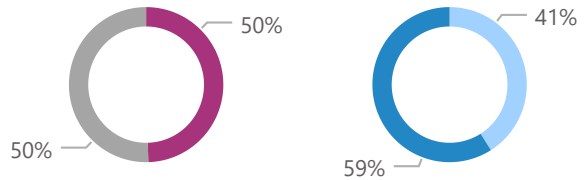
HRP Indicator 2021 logframe (Per Month)	01-January	02-February	03-March	04-April	05-May	2021
1-Medical procedures	705,651	747,362	727,704	617,425	532,409	3,330,551
1.1.1 # of outpatient consultations	671,133	729,054	699,485	592,188	506,599	3,198,459
1.1.2 # of trauma consultations supported	23,748	7,387	20,027	14,983	20,515	86,660
1.1.3 # of mental health consultations supported	5,780	6,555	3,690	6,737	1,761	24,523
1.1.4 # of physical rehabilitation sessions supported	2,399	2,084	1,678	2,095	1,206	9,462
1.1.5 # of vaginal deliveries attended by a skilled attendant	912	853	788	483	727	3,763
1.1.6 # of caesarian sections supported	898	1,093	844	509	820	4,164
1.1.7 # of cases referred for specialized treatment	781	336	1,192	430	781	3,520
2-Treatment courses	529,389	589,884	1,055,510	571,269	736,390	3,482,442
1.5.1 # of treatment courses delivered to health facilities by UN Actors	529,389	589,884	1,055,510	571,269	736,390	3,482,442
3-Immunization	59,505	59,047	71,146	90,969	53,848	334,515
1.2.1 # of children under the age of 1 received DPT3 or equivalent pentavalent vaccine (national programme)	30,862	29,388	34,574	42,673	27,920	165,417
1.2.2 # of children under the age of 2 received MMR2 vaccine	28,643	29,659	36,572	48,296	25,928	169,098
4-Training	304	1,392	1,276	910	1,884	5,766
3.1.1 # of health staff trained/re-trained on mental health topics including mhGAP, Problem Management Plus (PM+) and Psychological First Aid (PFA)			120	236	20	376
3.1.3 # of health staff trained/re-trained on COVID-19 case management				150	303	453
3.1.4 # of humanitarian workers trained/re-trained on infection prevention and control (IPC)			4		25	29
3.1.5 # of health staff trained/re-trained on other health topics not mentioned above	304	1,392	1,152	524	1,536	4,908
5-COVID-19			1,115,307	11,556	18,370	1,145,233
1.5.2 # of medical masks provided to health facilities			116,650	8,756	6,650	132,056
1.5.3 # of N95 masks (respirators) provided to health facilities			300			300
1.5.4 # of medical gloves provided to health facilities			990,667	2,600	11,500	1,004,767
1.5.5 # of protective gowns provided to health facilities			7,690	200	220	8,110
6-Others						
1.3.1 # of Ante-Natal Care (ANC) visits	143	259	34,741	34,007	30,803	99,953
3.2.1 # of health facilities refurbished or rehabilitated	4	1	7		16	28
3.2.2 # of operational mobile medical units, including medical teams	79	103	107	106	95	
3.2.3 # of functional ambulances					40	
3.3.4 # of health facilities which providing the Essential Primary Health Care Services	99	97	126	124	125	571

HRP Indicator 2021 logframe (Per Governorate)	Aleppo	Al-Hasakeh	Ar-Raqqa	As-Sweida	Damascus	Dar'a	Deir-ez-Zor	Hama	Homs	Idleb	Latakia	Quneitra	Rural Damascus	Tartous	May
1-Medical procedures	83,016	34,343	12,578	22,112	55,903	27,749	28,321	51,092	38,614	7,872	48,075	4,679	110,945	7,110	532,409
1.1.1 # of outpatient consultations	79,592	31,458	10,479	21,282	51,183	26,550	26,180	49,750	37,600	7,410	45,862	4,293	109,166	5,794	506,599
1.1.2 # of trauma consultations supported	2,449	2,411	2,094	743	2,467	1,196	2,081	1,254	978	462	1,952	385	727	1,316	20,515
1.1.3 # of mental health consultations supported	211				694			88				1	767		1,761
1.1.4 # of physical rehabilitation sessions supported	200			87	314	3	60				257		285		1,206
1.1.5 # of vaginal deliveries attended by a skilled attendant	280	32	5		396				14						727
1.1.6 # of caesarian sections supported	284	30			484				22						820
1.1.7 # of cases referred for specialized treatment		412			365						4				781
2-Treatment courses	51,658	151,995	66,330	2,458	217,350	6,208	69,036	8,046	59,340	461	68,754	436	33,423	895	736,390
1.5.1 # of treatment courses delivered to health facilities by UN Actors	51,658	151,995	66,330	2,458	217,350	6,208	69,036	8,046	59,340	461	68,754	436	33,423	895	736,390
3-Immunization	8,930	6,444	4,856	986	3,553	4,138	1,272	5,195	4,536	97	2,995	676	7,173	2,997	53,848
1.2.1 # of children under the age of 1 received DPT3 or equivalent pentavalent vaccine (national programme)	4,776	3,496	2,298	480	1,881	2,164	693	2,646	2,311	30	1,458	354	3,872	1,461	27,920
1.2.2 # of children under the age of 2 received MMR2 vaccine	4,154	2,948	2,558	506	1,672	1,974	579	2,549	2,225	67	1,537	322	3,301	1,536	25,928
4-Training	179	22	60	86	438	177	41	146	113	30	145	39	154	254	1,884
3.1.1 # of health staff trained/re-trained on mental health topics including mhGAP, Problem Management Plus (PM+) and Psychological First Aid (PFA)													20		20
3.1.3 # of health staff trained/re-trained on COVID-19 case management	10	7	7	9	117	10	6	38	11	4	13	11	49	11	303
3.1.4 # of humanitarian workers trained/re-trained on infection prevention and control (IPC)				25											25
3.1.5 # of health staff trained/re-trained on other health topics not mentioned above	169	15	28	77	321	167	35	108	102	26	132	28	85	243	1,536
5-COVID-19		18,370													18,370
1.5.2 # of medical masks provided to health facilities		6,650													6,650
1.5.4 # of medical gloves provided to health facilities		11,500													11,500
1.5.5 # of protective gowns provided to health facilities		220													220
6-Others															
1.3.1 # of Ante-Natal Care (ANC) visits	5,118	3,623	1,835	333	1,139	495	2,334	3,824	2,894	142	2,777	831	5,225	233	30,803
3.2.1 # of health facilities refurbished or rehabilitated	1					2	3			2		6	2		16
3.2.2 # of operational mobile medical units, including medical teams	15	7	1	2	7	3	5	15	7	2	2	1	25	3	95
3.2.3 # of functional ambulances					40										40
3.3.4 # of health facilities which providing the Essential Primary Health Care Services	19	12	2	2	14	6	3	12	17		6	5	22	5	125

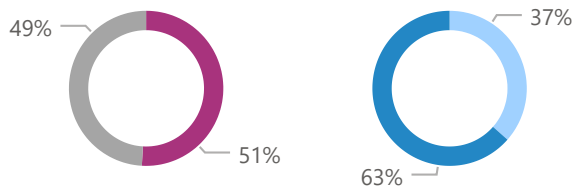
Outpatient consultations
506,599



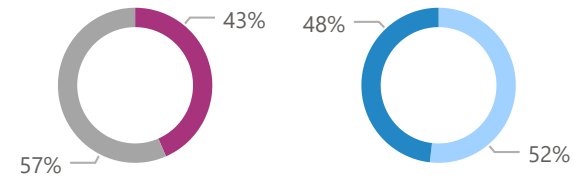
Trauma consultations
20,515



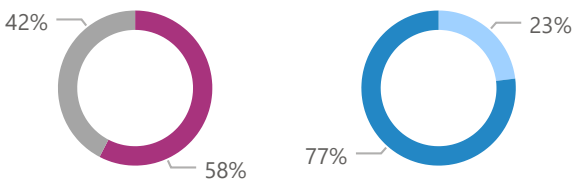
Mental consultations
1,761



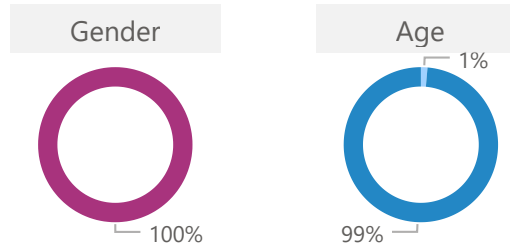
Physical rehabilitation sessions
1,206



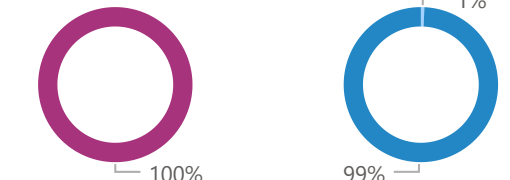
Referral cases
781



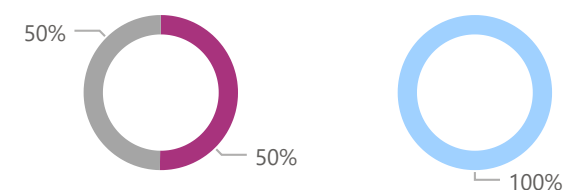
Vaginal deliveries
727



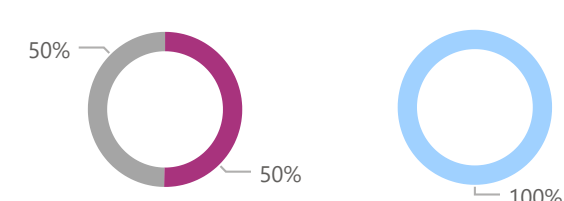
Cesarean deliveries
820



of children under the age of 1 received DPT3 vaccine
27,920



of children under the age of 2 received MMR2 vaccine
25,928



of health staff trained/re-trained
1,884



Male Female < 18 >= 18