

Epidemiological week4 (Week ending 30 January, 2018)

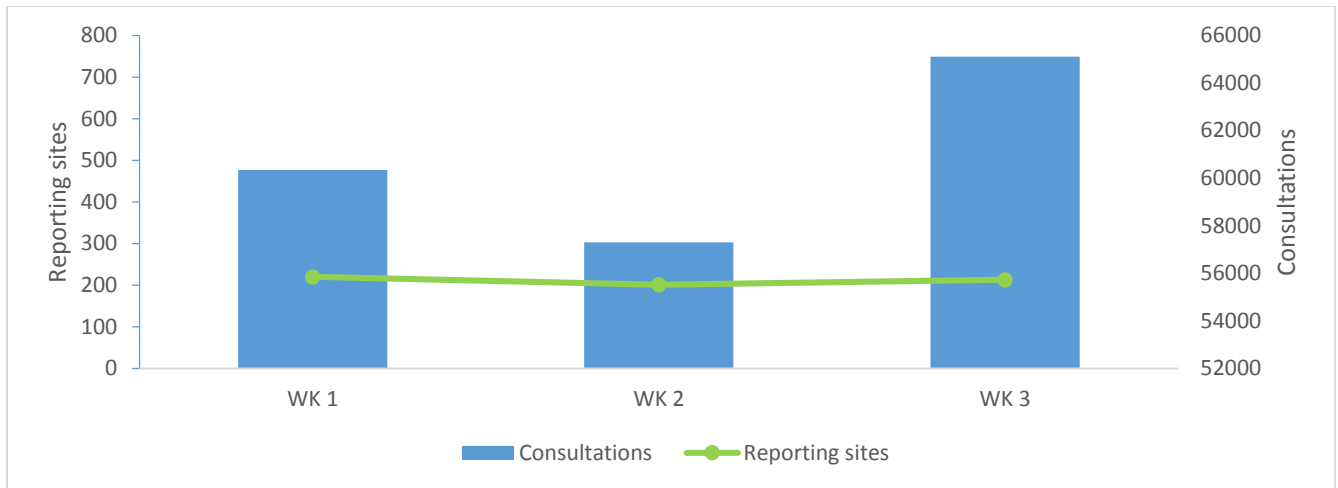
Highlights	Cumulative figuresas of week 4
<ul style="list-style-type: none"> Total of 221 Health Facilities across Somalia have submitted weekly report ofcommunicable diseases in the electronic early warning disease surveillanc system in week 4, 2018. Total number of consultations decreased from 70,295 in week 3 to 62,690 in week 4. The highest number of consultations in week 4 were for Other Acute Diarrhoea (OAD-2,239 cases),Influenza Like Illness (ILI-2,154 cases) followed by Severe Acute Respiratory Illness (SARI-877 cases) AWD cases decreased from 97 in week1 to 58 in week 4. Most of the AWD/Cholera cases were reported from banadir Region Specially Wadajir District. No AWD/cholera deaths reported in all districts in the past 15 weeks The number of measles cases increased from 319 in week 3 to 409 cases reported in week 4. 	<ul style="list-style-type: none"> 268,531total consultations 342 cumulative cases of AWD/cholera in 2018. Of the 342 cases, 195 were (57%) are children less than 5 years while 147 (43%) are 5 years above. No AWD/Choler adeaths in 2018 1543 cumulative cases of suspected measles cases since the beginning of 2018. Of the 1543 measles cases, 1058 (69%) are under 5 years while 485 (31%) are above 5 years

Table 1. Summary of Alerts for epidemic prone diseases

Disease	Wk1 2018	Wk2 2018	Wk3 2018	Wk4 2018	Cumulative cases (Wk 1 – 4, 2018)
Total consultations	60,339	57,306	70,295	62690	250,630
Other Acute Diarrheas	2382	2530	2309	2239	9460
Influenza Like Illness	2340	2099	1823	2154	8416
Severe Acute Respiratory Illness	786	889	669	877	3221
Suspected Measles	430	278	319	409	1543
Confirmed Malaria	337	230	218	238	1023
Acute Watery Diarrhoea	92	93	97	58	340
Bloody Diarrhea	49	36	56	59	200
Whooping Cough	34	39	20	33	126
Acute Jaundice	13	6	6	1	26

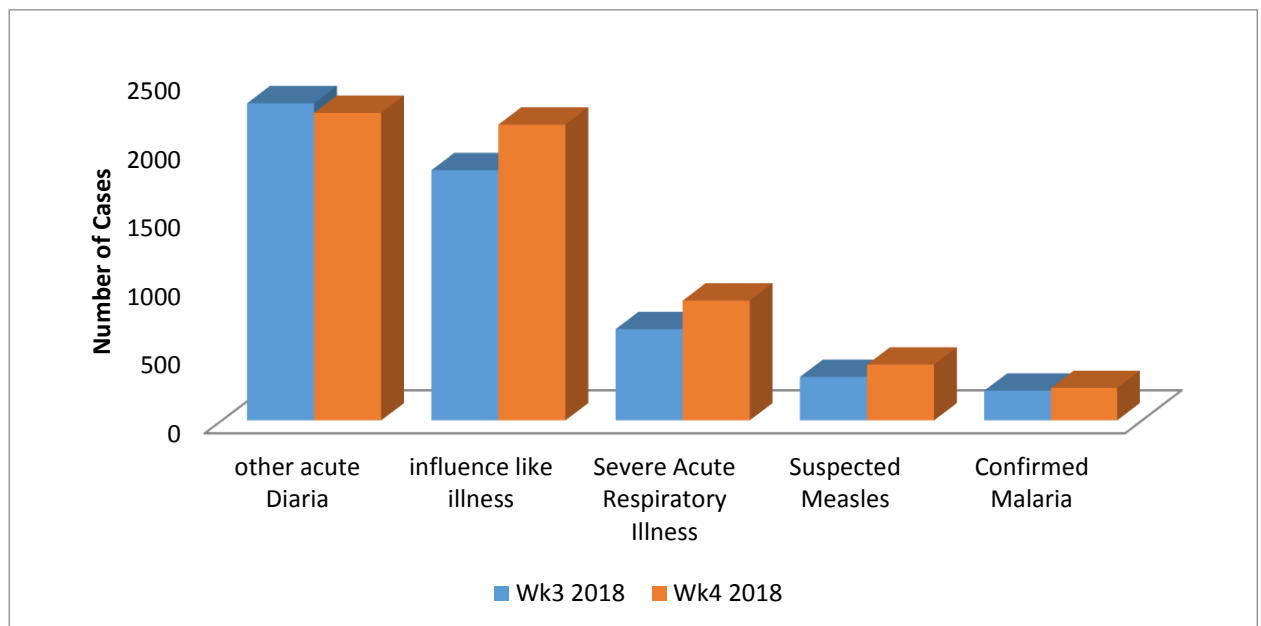
Suspected Meningitis	2	3	3	3	11
Diphtheria	2	0	0	0	2
Neonatal Tetanus	1	16	0	0	17
Acute Flaccid Paralysis	1	0	0	0	1
Viral Hemorrhagic Fever	0	0	0	0	0

Total number of Consultations and number of reporting sites, week 47, 2017 to Week 3, 2018.



Proportionate morbidity

The commonest causes of morbidity during week 3 and 4



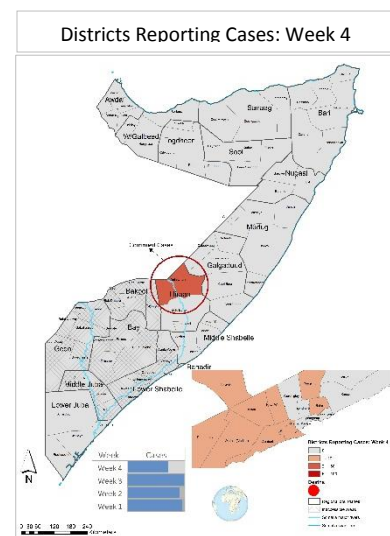
Situation update of AWD/Cholera

Epidemic situation

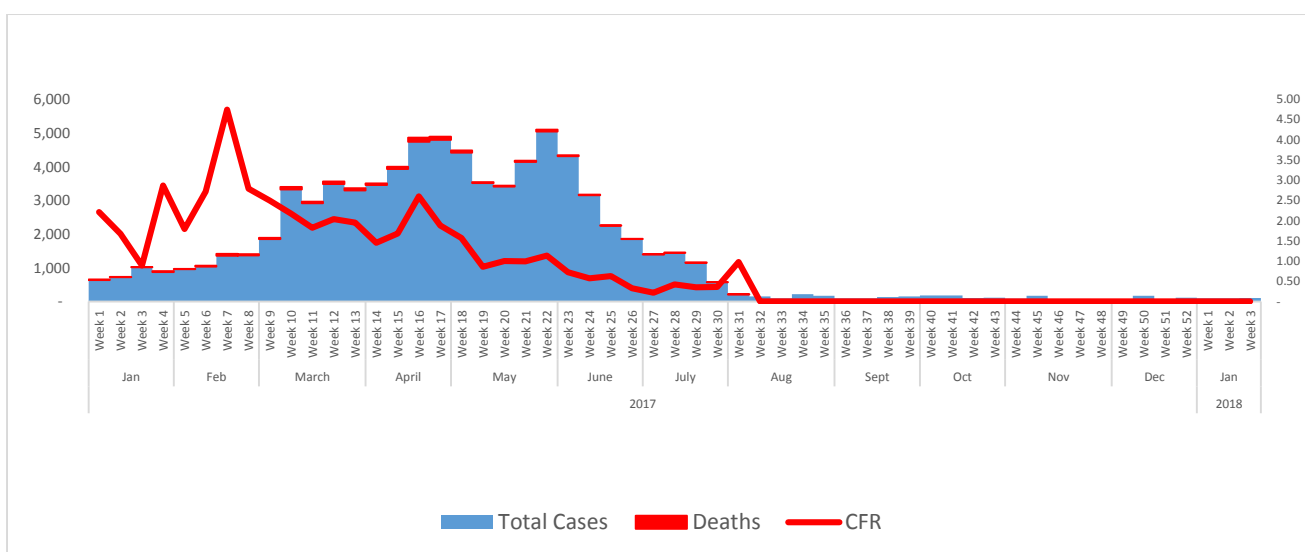
Across Somalia, The number of AWD cases Decreased slightly from 97 in week 3 to 58 in week 4 (Table 1). Majority of these cases were reported from banadir region specially Wadajir district

For AWD, A total of **342** cases with no deaths (**CFR 0%**) have been reported all regions of Somalia. The most affected district is ; Wadajir in Banadir region (175cases).

Overall, children below 5 years constitute almost 57% of the total number of AWD/cholera cases reported since the beginning of year.



AWD/Cholera Cases in Somali: Week 1 2017 – Week 3, 2018



Response activities implemented during the week

Coordination and Leadership

- Weekly meetings were held in Banadir hospital CTC between Ministry of Health, Health and WASH cluster partners to plan for the implementation of response activities.

Case management and Oral Cholera Vaccination

- The Cholera treatment centres in Banadir hospital and Beletweyne hospital have been opened to support the management of new cases.
- Rapid Response Teams and community health workers that were trained in Banadir region have been deployed to refer and manage cases in the communities.

Surveillance and Laboratory Investigations

- Mobile teams and community health workers have been deployed to support the investigation and verification of rumours in Banadir and Beletweyne.
- AWD/Cholera alerts are being received from different regions using the newly activated EWARN system.
- Alerts of 10 AWD/Cholera cases were received from Farjano in Kismayo and verification of the alerts is under way.
- 2 out of 13 stool samples taken at Banadir Hospital tested positive for Vibrio cholera. The confirmed cases were from Banadir hospital CTC.

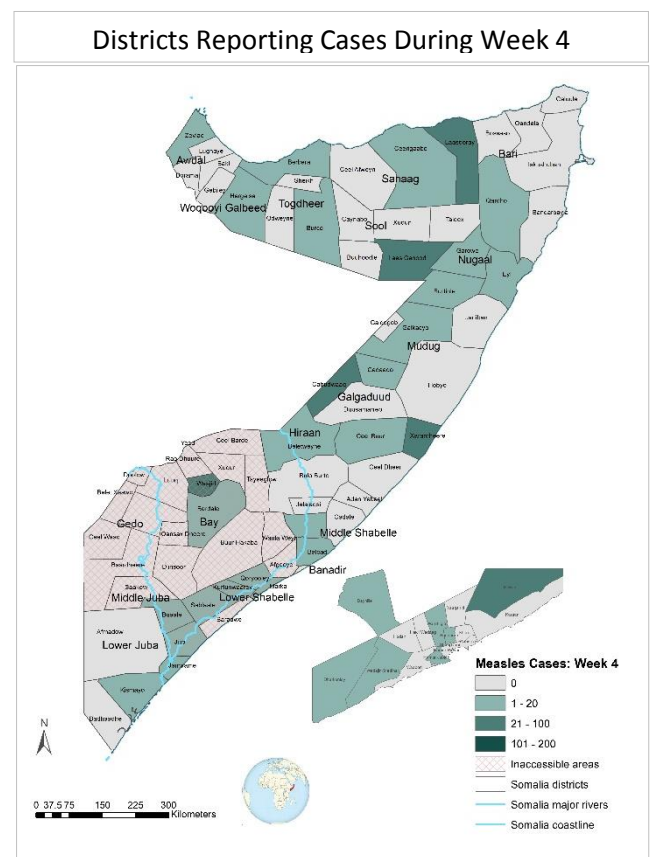
Water Sanitation and Hygiene

- Community education was conducted in crowded areas of Banadir and Beletweyne district.
- Hygienic kits were distributed by WASH cluster partners in Beletweyne district.

Suspected Measles Cases

The number of suspected measles cases increased from 319 cases in week2 to 409 cases in week 4. Cumulatively, 1,543 cases of suspected measles have been reported across Somalia since the beginning of the year, 2018. Of the 1,543 measles cases, 10,58(69%) are under 5 years while 485 (31%) are above 5 years. The most affected regions include Mudug (295 cases) Banadir (266 cases), and Bakool (70 Cases)

(See Table 2).



Somalia, Suspected Measles Cases as of Week 1, 2017 - Week 3 2018

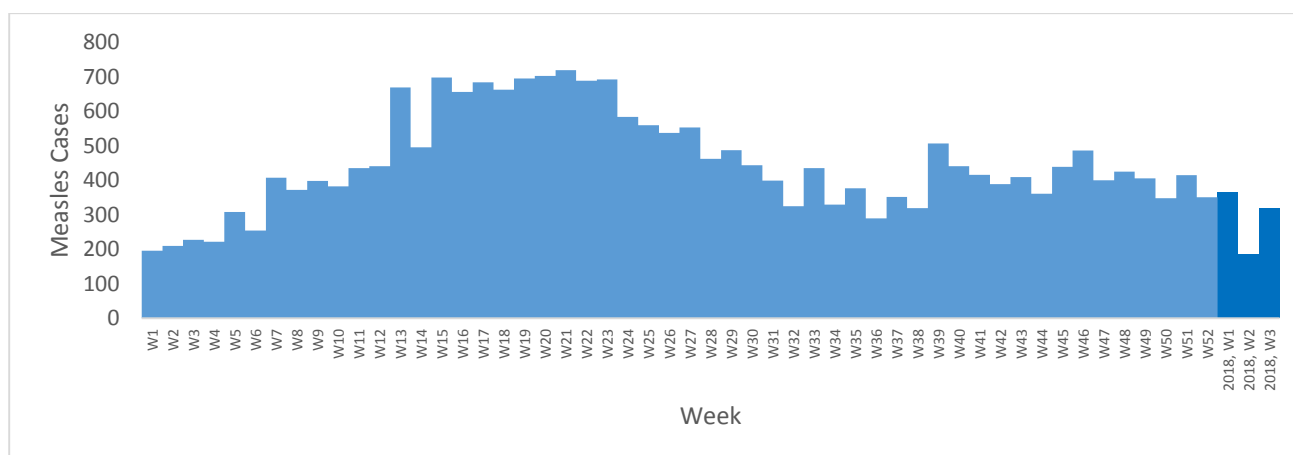


Table 2: Summary of Suspected measles cases by region week 1 - 4, 2018

Region	Week 1	Week 2	Week 3	Week 4	Cumulative cases (Wk 1 – 4)
Awdal	2	0	0	10	12
Bakool	11	21	17	21	70
Banadir	75	66	57	68	266
Bari	29	4	5	4	42
Bay	29	42	29	12	112
Galgaduud	0	0	0	65	65
Gedo	3	1	0	0	4
Hiraan	1	0	0	1	2
Lower Juba	8	9	10	7	34
Lower Shabelle	26	13	42	13	94
Maroodijeh	7	11	5	9	32
Middle Juba	6	4	5	6	21
Middle Shabelle	6	9	4	4	23
Mudug	131	31	87	46	295
Nugaal	31	27	0	19	77
Sanaag	18	5	8	70	101
Sool	40	16	29	35	120
Togdher	7	19	21	19	66
Grand Total	430	278	319	409	1436

Measles outbreak response

WHO in collaboration with the Federal Ministry of Health have started preparatory activities for the upcoming mass nationwide measles campaigns in November 2017 targeting 4,278,083 (6 months-10 years) children. Vaccines have been delivered to the state hubs. Technical and

coordinating structures set up, with weekly meetings at country office and zonal offices. Additionally, to micro planning and TOT trainings have been conducted in South-Central and Puntland. Puntland completed their district microplanning exercise and planning to implement campaign in first week of January 2018, targeting around one million children from 6 months to 10 years of age. Trainings for district microplans are planned in January 2018 in south central zone. Somaliland started preparation for measles campaign. ToT for microplanning is planned in January 2018.

Table 4. Summary of epidemic prone diseases and syndromes in different districts of Somalia as of week 4

reg_name	District	Sari	ILI	AWD	BD	OAD	DIPTH	WC	MEAS	NNT	AFP	AJS	VHF	MAL	Meng	Other Cons
Awdal	Baki	0	44	0	4	11	0	0	0	0	0	0	0	0	0	135
	Borama	0	282	0	3	63	0	0	0	0	0	0	0	0	0	953
	Lughaya	0	4	0	0	2	0	0	0	0	0	0	0	0	0	60
	zaylac	0	83	0	0	36	0	0	10	0	0	0	0	0	0	307
Bakool	Elberde	0	0	0	0	0	0	0	0	0	0	0	0	0	0	101
	Hudur	0	0	0	3	5	0	0	0	0	0	0	0	5	0	322
	Wajid	0	0	0	3	7	0	0	21	0	0	0	0	14	0	1486
Banadir	Abdiaziz	0	3	0	0	8	0	0	0	0	0	0	0	0	0	405
	Boondhere	0	0	0	0	9	0	0	2	0	0	0	0	0	0	377
	Dayniile	0	0	0	0	8	0	0	1	0	0	0	0	0	0	465
	Dharkinley	25	41	0	0	83	0	0	5	0	0	0	0	0	0	968
	Hamar Jab Jab	9	33	0	0	34	0	0	3	0	0	0	0	0	0	695
	Hamar Weyne	2	6	0	0	60	0	0	0	0	0	0	0	0	0	426
	Heliwaa	103	214	0	0	163	0	0	42	0	0	0	0	0	0	2162
	Hodan	0	0	0	0	0	0	0	0	0	0	0	0	0	0	383
	Howl-wadaag	0	0	0	0	0	0	0	0	0	0	0	0	0	1	1482
	Kaaraan	0	0	0	0	0	0	0	0	0	0	0	0	0	0	851
	Kahda	8	56	0	0	20	0	0	1	0	0	0	0	0	0	31
	Shibis	0	0	0	0	23	0	0	0	0	0	0	0	0	0	397
	Waberi	0	0	0	0	2	0	0	0	0	0	0	0	0	0	774
	Wadajir	90	185	49	0	122	0	0	12	0	0	0	0	29	0	4652
	Wardhigley	2	0	0	0	76	0	0	2	0	0	0	0	0	0	2001
Yaqshid	2	0	0	0	33	0	0	0	0	0	0	0	0	0	1164	
Banadir Total		241	538	49	0	641	0	0	68	0	0	0	0	30	0	17233
Bari	Banderbayla	0	25	0	0	0	0	0	0	0	0	0	0	0	0	96
	Hafun	0	0	0	0	0	0	0	0	0	0	0	0	0	0	87
	Qardho	0	0	0	0	6	0	0	3	0	0	0	0	0	0	782
	Rakko	0	0	0	0	2	0	0	1	0	0	0	0	0	0	158
	Waciya	0	0	0	0	0	0	0	0	0	0	0	0	0	0	207
Bari Total		0	25	0	0	8	0	0	4	0	0	0	0	0	0	1330
Bay	Baidoa	52	40	0	0	10	0	0	12	0	0	0	0	43	0	4305
	Berdale	0	0	6	0	0	0	0	0	0	0	0	0	4	0	321

	Bur hakaba	0	0	0	6	0	0	0	0	0	0	0	0	2	0	160
	Qasax dhere	0	0	0	0	0	0	0	0	0	0	0	0	0	0	179
Bay Total		52	40	6	6	10	0	0	12	0	0	0	0	49	0	4965
Galgadud	Abudwak	33	0	0	0	7	0	0	30	0	0	0	0	0	0	567
	Adado	30	30	0	0	22	0	0	18	0	0	0	0	14	0	560
	Balanbale	10	0	0	0	0	0	0	0	0	0	0	0	17	0	136
	Dhuusamarreeb	14	0	0	0	3	0	0	0	0	0	0	0	16	0	562
	El Bur	0	0	0	0	0	0	0	17	0	0	0	0	0	0	159
	El Dere	11	0	0	0	5	0	0	0	0	0	0	0	0	0	489
	Gelinsor	3	0	0	0	0	0	0	0	0	0	0	0	11	0	139
Galgadud Total		101	30	0	0	37	0	0	65	0	0	0	0	58	0	2612
Hiraan	Belet Weyne	116	126	0	0	163	0	0	1	0	0	0	0	0	1	1620
	Bulo Burto	83	56	0	0	45	0	0	0	0	0	0	0	0	0	281
	Jalalaqsi	51	9	0	0	22	0	0	0	0	0	0	0	0	0	120
	Matabaan	9	5	0	0	0	0	0	0	0	0	0	0	0	0	283
	Maxaas	3	5	0	0	7	0	0	0	0	0	0	0	0	0	280
Hiraan Total		262	201	0	0	237	0	0	1	0	0	0	0	0	1	2584
Lower Juba	Afmadow	44	0	3	3	9	0	0	0	0	0	0	0	0	0	400
	Hagar	3	0	0	0	10	0	0	2	0	0	0	0	0	0	107
	Jamaame	4	0	0	0	8	0	0	3	0	0	0	0	0	0	330
	Kismayo	24	0	0	0	36	0	4	2	0	0	0	0	0	0	1925
Lower Juba Total		75	0	3	3	63	0	4	7	0	0	0	0	0	0	2762
Lower Shabelle	Kurtunwarey	0	0	0	0	37	0	0	3	0	0	0	0	2	0	626
	Marka	11	0	0	0	109	0	0	7	0	0	0	0	25	0	2676
	Qoryooley	3	0	0	0	33	0	0	3	0	0	0	0	4	0	792
Lower Shabelle Total		14	0	0	0	179	0	0	13	0	0	0	0	31	0	4094
Middle Juba	Bu'ale	0	0	0	1	5	0	4	2	0	0	0	0	0	0	97
	Jilib	0	0	0	1	13	0	5	3	0	0	0	0	9	0	294
	Salagle	0	0	0	2	4	0	2	1	0	0	0	0	0	0	88
Middle Juba Total		0	0	0	4	22	0	11	6	0	0	0	0	9	0	479
Middle Shabelle	Adale	0	0	0	0	0	0	0	0	0	0	0	0	0	0	296
	Bal'ad	0	1	0	0	57	0	0	2	0	0	0	0	17	0	2101

	Jowhar	2	0	0	3	121	0	0	2	0	0	0	0	18	0	1781
	Mahaday	0	0	0	0	22	0	0	0	0	0	0	0	0	0	157
	Warsheikh	8	0	0	0	55	0	0	0	0	0	0	0	0	0	1081
Middle Shabelle Total		10	1	0	3	255	0	0	4	0	0	0	0	35	0	5416
Mudug	Galdogob	0	0	0	0	10	0	0	0	0	0	0	0	0	0	339
	Galkacyo	0	0	0	9	27	0	0	17	0	0	0	0	0	0	1671
	Harardere	10	14	0	1	53	0	12	29	0	0	0	0	4	0	1364
	Jariiban	0	0	0	0	1	0	0	0	0	0	0	0	0	0	631
Mudug Total		10	14	0	10	91	0	12	46	0	0	0	0	4	0	4005
Nugaal	Burtinle	0	12	0	0	5	0	0	2	0	0	0	0	0	0	234
	Dangorayo	0	6	0	0	0	0	0	0	0	0	0	0	0	0	124
	Eyl	0	7	0	0	3	0	0	2	0	0	0	0	0	0	445
	Garoowe	3	45	0	0	16	0	0	15	0	0	0	0	0	0	631
Nugaal Total		3	70	0	0	24	0	0	19	0	0	0	0	0	0	1434
Sanaag	Badhan	25	31	0	0	16	0	0	66	0	0	0	0	0	0	231
	Eil-afweine	22	14	0	0	19	0	0	0	0	0	0	0	0	0	452
	Erigavo	5	10	0	0	9	0	0	4	0	0	0	0	0	1	577
Sanaag Total		52	55	0	0	44	0	0	70	0	0	0	0	0	1	1260
Sool	Hudur	0	37	0	0	25	0	0	0	0	0	0	0	0	0	144
	Lascanod	0	120	0	0	92	0	0	35	0	0	0	0	2	0	1199
	Talex	0	13	0	0	3	0	0	0	0	0	0	0	0	0	107
Sool Total		0	170	0	0	120	0	0	35	0	0	0	0	2	0	1450
Togdher	Ainabo	0	5	0	1	8	0	0	0	0	0	0	0	0	0	101
	Berbera	7	100	0	0	81	0	2	8	0	0	1	0	0	0	623
	Buhodle	3	8	0	5	12	0	0	0	0	0	0	0	0	0	131
	Burao	13	199	0	4	130	0	0	11	0	0	0	0	0	0	1040
	Odwayne	3	25	0	3	13	0	0	0	0	0	0	0	0	0	98
	Sheikh	18	25	0	0	13	0	0	0	0	0	0	0	0	0	245
Togdher Total		44	362	0	13	257	0	2	19	0	0	1	0	0	0	2238
Waqoyi Galbed	Ballayabane	10	17	0	0	5	0	4	2	0	0	0	0	0	0	115
	Gabiley	1	117	0	6	65	0	0	0	0	0	0	0	0	0	228
	Hargeisa	2	101	0	1	57	0	0	7	0	0	0	0	1	1	1046
Waqoyi Galbed Total		13	235	0	7	127	0	4	9	0	0	0	0	1	1	1389
Grand Total		1754	4308	116	118	4478	0	66	818	0	0	2	0	476	6	113230

For inquiries please contact the Surveillance team, WHO country office in Somalia on address below: Dr.MutaaweLubogo, Epidemiologist,mutaawe@who.int