

## CURRENT SITUATION

Somalia is emerging from a risk of famine which was projected in 2022, following the five consecutive failed rainy seasons - a climatic event not seen in four decades. The famine has been averted through the collaborative efforts of national authorities, communities, humanitarian partners, and with better-than-expected Gu rainfall performance. Despite the scaled-up implementation of response activities, the situation remains critical. As of September 2023, nearly 3.7 million people – 22 per cent of the population - are acutely food insecure, a reduction from 6.6 million in April 2023. The number of people experiencing emergency food insecurity has reduced by 34% from 4.3 million March 2023 to 2.8 million as of September 2023. An estimated 1.5 million children under 5 face acute malnutrition, including 331 000 who are severely malnourished. According to the Food and Agricultural Organization (FAO) of the United Nations in Somalia, the projected El Nino, expected to start in October 2023, is likely to exacerbate the extended humanitarian impact of an extended drought season and likely to cause flash floods in riverine districts along the rivers Shabelle and Juba affecting 1.2 million people<sup>4</sup>. The flash floods are expected to cause disease outbreaks due to contaminated and stagnant water, loss of lives, property, population displacement, destruction of infrastructure and crops in the field.



### SUMMARY STATISTICS FOR DROUGHT-AFFECTED DISTRICTS

An estimated **8.3 million** people in the country in need of water, humanitarian assistance, and protection<sup>1</sup>.

Nearly 3.7 million people - **22 per cent** of the population - are experiencing acute food insecurity including **2.8 million** in emergency (IPC 3) and **919000** in catastrophe (IPC 4). **1.5 million** children under 5 are facing acute malnutrition<sup>2</sup>.

The projected El Nino is expected to start in October and continue till December 2023 and is likely to cause flash floods in riverine districts that are likely to displace **1.2 million** people, leading to disease outbreaks, loss of lives, destruction of property and food crops in field<sup>3</sup>.

### Epidemiological weeks 38-39, 18/09-01/10 2023



**409**  
suspected cholera cases



**1124**  
acute diarrhoeal disease cases



**389**  
suspected measles cases



**3281**  
SARI cases



**811**  
confirmed cases of malaria in August 2023

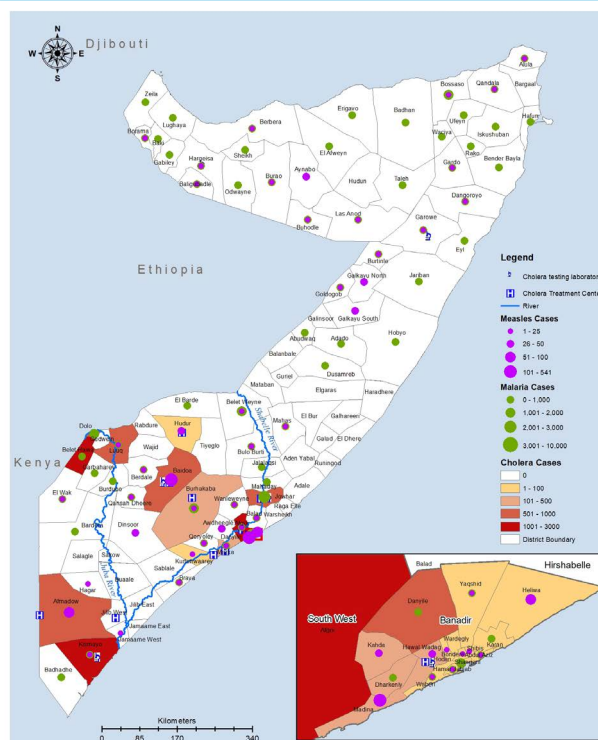


**260**  
health facilities reporting in DHIS2



**222**  
community health workers deployed in high-risk areas including in drought affected districts

### Reported cases of acute diarrhoeal disease, suspected measles, SARI and clinically diagnosed malaria cases in drought-affected region of Somalia, (epidemiological weeks 1 -Week 39 2023, 02 Jan to 01 October 2023)



Disclaimer: The designations employed and the presentation of the material in this publication do not imply the expression of any opinion whatsoever on the part of WHO concerning the legal status of any country, territory, city, or area or of its authorities, or concerning the delimitation of its frontiers or boundaries. Dotted and dashed lines on maps represent approximate border lines for which there may not yet be full agreement.

Map Production: WHO Somalia  
Data Source: MCH Somalia  
Map Projection: WGS 1984 Web Mercator  
Map Date: 30 March 2023  
Feedback: thiruamthw@who.int



The Federal Ministry of Health and WHO monitor the trends of epidemic-prone diseases in drought affected districts using data from the electronic-based EWARN, DHIS-2, fever and rash surveillance system and community health workers deployed in drought affected districts. With support from the Central Emergency Response Fund (CERF) and in collaboration with state ministries of health, WHO is implementing activities aimed at preventing disease outbreaks, including the timely detection and response to alerts of epidemic-prone diseases reported among vulnerable communities in drought affected districts.

1 Somalia: Drought response & famine prevention (15 February - 15 March 2023) - Somalia | ReliefWeb  
2 Integrated Food Security Phase Classification Report -September 18, 2023  
3 FSNU/FAO report/July 2023-Understanding El Niño: projecting impacts and implications on food security & livelihoods in Somalia.  
4 Food and Agricultural Organization of the United National El Nino report August 2023

## CHOLERA IN DROUGHT-AFFECTED DISTRICTS

Recurrent cholera outbreaks have been reported in the drought-affected districts of Somalia since 2022, with no interruption in transmission in Banadir region since 2017. The number of cholera cases reported in drought affected districts have increased significantly in 2023 compared to the same time over the past two years (Figure 1). This increase is attributed to a higher proportion of people with limited access to safe water and uncontrolled cross border movement in Somalia and neighboring countries triggered by drought. Since epidemiological week 1 of 2023, a total of 13 652 cases of suspected cholera and 35 deaths (Case Fatality Rate 0.3%) were reported from 29 drought-affected districts of which 7295 (53.4%) cases were children under 5, 7089 (51.9%) were women and 6317(46.3%) were severe cases. In 2023, The regions reporting most of the cases are Gedo (4143), Lower Juba (2674), and Banadir (2668) (see Table 1). However, the number of cholera cases reported in all districts have increased by 33% from 167 in week 36 to 223 cases in week 39. This increase may be attributed to heavy rains that contaminated water sources in high-risk districts. A total of 1926 stool samples were collected and tested in WHO supported laboratories of which 203 (10.5%) samples tested positive. Out of the 203 samples tested positive, 202(99%) stool samples were tested positive for *Vibrio cholerae* 01 serotype Ogawa. In addition, 2116 samples tested by Rapid Diagnostic Kit (RDT) of which 585 (27.6%) stool samples were tested positive. Culture and sensitivity studies conducted showed that the *Vibrio cholera* serotypes Ogawa isolates are sensitive to chloramphenicol and tetracycline but resistant to ampicillin and nalidixic acid.

## ACUTE DIARRHOEAL DISEASES<sup>5</sup>

The number of new acute diarrhoeal disease cases reported through the District Health Information System (DHIS-2) decreased by two-fold compared to the same period last year. The reduction in cases is attributed to scaling up the implementation of intervention for water, sanitation and hygiene by the WASH cluster partners. Since epidemiological week 1 of 2023, 40 565 cases of acute diarrhoeal disease were reported. The regions reporting most of the cases are Gedo (10016), Lower Juba (7208) and Mudug (4941), (Table 1). Despite the reported reduction in the number of new cases, the flash floods that are expected from the anticipated El Nino especially in the riverine districts of Somalia is expected to contribute to increased acute diarrhoeal diseases cases.

WHO is supporting the Ministry of Health to conduct sentinel-based surveillance for Rota virus in Banadir region. Since epidemiologic week 1 of 2023, of the 719 cases of acute watery diarrhoea collected from cases admitted in Banadir hospital, 192 (26.7%) have tested positive for Rota Virus.

## INFLUENZA SURVEILLANCE<sup>6</sup>

The number of severe acute respiratory illnesses (SARI) reported through the DHIS-2 system increased by four-fold in 2023 compared to the same time in 2022. This increase may be attributed to increased displaced people who have poor access to standard shelter which resulted in people living in overcrowded conditions in camps (Figure 3). Since epidemiological week 1 of 2023, 19 409 cases of SARI were

Week 1-39 (02 January to 01 October 2023)

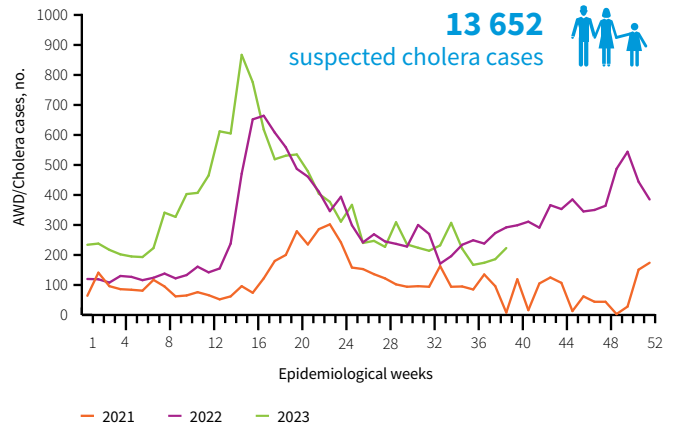


Figure 1. Trends of suspected cholera/acute watery diarrhoea cases reported in drought-affected regions/districts of Somalia, 2021-2023

Week 1-39 (02 January to 01 October 2023)

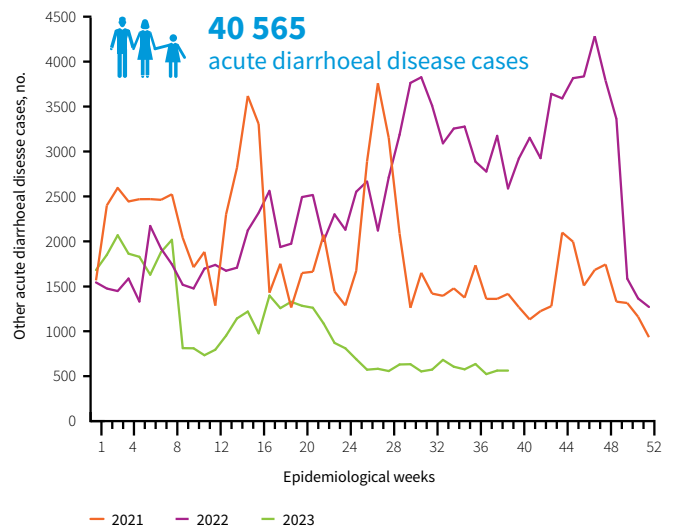


Figure 2. Trends of acute diarrhoeal disease cases reported in drought-affected regions/districts of Somalia, 2021-2023

Week 1-39 (02 January to 01 October 2023)

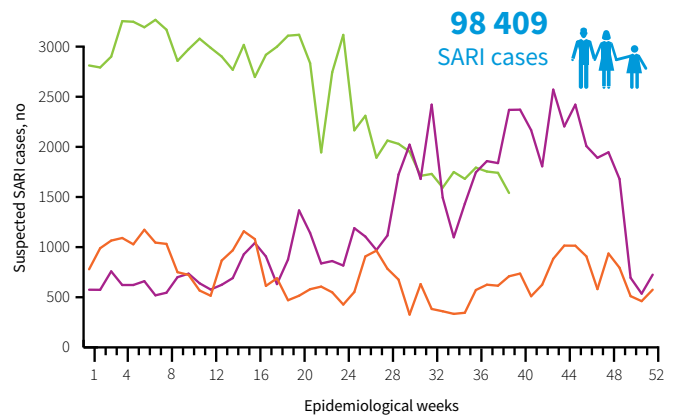


Figure 3. Trends of severe acute respiratory infection (SARI) reported from drought affected regions/districts of Somalia, 2021-2023

reported from the drought affected districts. The regions reporting most of the cases are Galgadud (34 494), Gedo (12 429), and Banadir (9 926), (Table 1).

WHO, in collaboration with United States Center for Disease Control and Prevention (US-CDC) and the Pandemic Influenza Preparedness (PIP) Framework supports Ministry of Health to implement sentinel-based surveillance for seasonal influenza and other respiratory pathogens in four sites-two located in Banadir region, one in Puntland and one in Hargeisa Somaliland. In 2023, a total of 2675 cases of SARI and ILI were enrolled at four sentinel sites and were reported in the platform of Eastern Mediterranean Flu (EMFLU) network. Since epidemiological week 1 of 2023, 2546 (95.2%) cases were tested at the National Public Health Laboratory of which 175 (6.9%) were tested positive for influenza; 128 (73.1%) were positive for influenza A (H1N1) pdm09, 2(1.1%) positive for influenza A(H3N2) while 11 (6.3%) were positive for influenza B virus (Victoria Lineage). 5 (0.2%) cases were also positive for Respiratory Syncytial Virus (RSV) while 13 (0.5%) were positive for COVID-19

## MEASLES UPDATES

The number of suspected cases of measles reported through the AFP/Polio surveillance system and DHIS2 in 2023 decreased by two-fold compared to the same period in 2022. This reduction in cases is linked to an increase in the number of children vaccinated mainly in IDP camps by WHO supported outreach teams that have scaled up the provision of integrated primary health care services including vaccination services to these camps. (Figure 4). A total of 10 018 cases of measles were reported from week 1 to week 39 of 2023. The regions reporting most cases are Banadir (2875), Bay (1898), and Lower juba (1399). Of the 1903 blood samples collected from cases of fever and rash, 1196 (62.8%) were tested positive for measles specific Immunoglobulin M(IgM)

## MEASLES VACCINE UPDATES

A total of 44135(78%) out of the targeted 56,482 children under one year received the first dose of measles-containing vaccine (MCV1) in drought-affected districts in June 2023 according to data from district health Information software 2 (DHIS2) (Figure 5). From 2019 to 2023, the measles vaccination coverage ranged between 84% and 78% per month compared to the national target of 95%.

## MALARIA UPDATES

The number of laboratory-confirmed cases of malaria reported through DHIS2 has gradually decreased in 2023 compared to the same period in 2022. The observed reduction is linked to scaling up of implementation of additional malaria control interventions in drought affected districts. (Fig 6). As of August 2023, a total of 220 272 cases of suspected malaria have been reported of which 9478 (4.3%) have been confirmed positive by Rapid Diagnostic Test (RDT) and blood smear. However, the number of confirmed cases of Malaria decreased from 909 cases in January to 811 cases in August. Of the 9478 confirmed cases, 2248 (23.7%) are children under 5. Regions reporting most of the suspected malaria cases in 2023 are Gedo (26 578), Bay (22 989) and Banadir (21 613) (Table 1).

Week 1-39 (02 January to 01 October 2023)

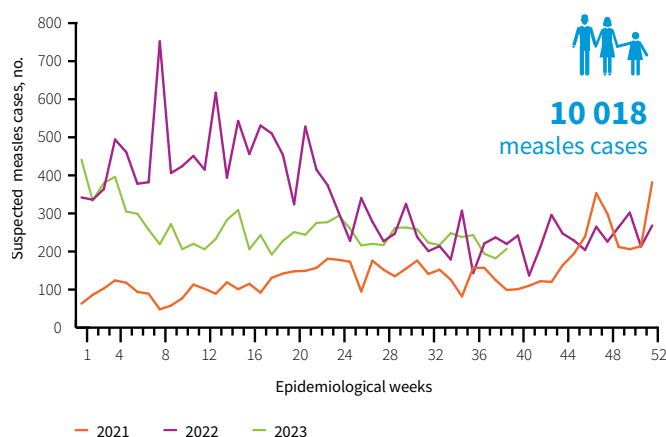


Figure 4. Trends of measles cases reported in drought-affected regions/districts of Somalia, 2021–2023

Week 1-39 (02 January to 01 October 2023)

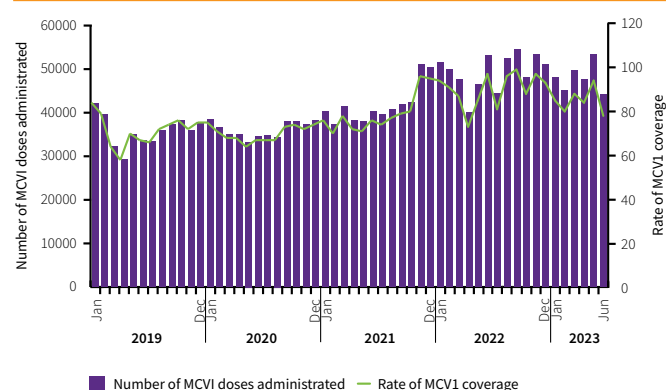


Figure 5. Number of children under 1 vaccinated against measles by month, 2020-2023

\*The measles vaccination data for November and December 2022 is not yet available

Week 1-39 (02 January to 01 October 2023)

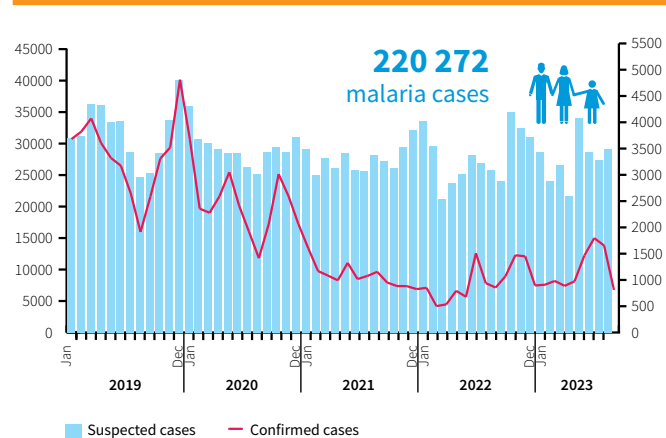


Figure 6. Trends of malaria cases reported in drought-affected regions, 2020-2023

## POLIO UPDATE

- A total of 312 cases of acute flaccid paralysis (AFP) were reported in 2023, of whom 133 (43.5%) case were female and 179(56.5%) cases were male. Of the 312 AFP cases reported,300 (96%) cases had stool samples collected and analysed in the laboratory while 12 (4%) cases are pending laboratory diagnosis.
- In 2023 three circulating vaccine-derived poliovirus type 2 (cVDPV2) were isolated from AFP cases, compared to five cases isolated in 2022.
- 170 environmental surveillance (ES) samples have been collected as of week 39 of 2023. Of these, 159 (94%) samples have lab results, while 11 (6%) are still awaiting processing.
- Out of the 159 ES samples with Lab results in 2023, 5(3%) cVDPV2, 2(1%) PV2-nOPV2-negative, 56(35%) of the samples isolated NPEV, 3(2%) Sabin, like virus and the remaining 93(59%) samples tested negative.

**Table 1: Cumulative number of acute diarrheal disease, suspected cholera, suspected measles, SARI, and suspected malaria cases in drought-affected regions of Somalia (epidemiological weeks 1 -Week 39 2023, 02 JANUARY to 01 October 2023)**

Regions	Acute diarrhoeal disease <sup>7</sup>	Suspected Measles cases <sup>8</sup>	Suspected Malaria case <sup>9</sup>	SARI cases <sup>10</sup>	Suspected cholera cases <sup>11</sup>	cVDPV2 from AFP Case <sup>12</sup>
AWDAL	0	11	9574	0	0	0
BAKOOL	380	645	6104	9054	66	0
BANADIR	3224	2875	21613	9926	2668	1
BARI	3481	50	13542	95	0	0
BAY	1115	1898	22989	8377	1360	1
GALBEED	0	14	7448	0	0	0
GALGADUD	1605	246	12381	34494	0	0
GEDO	10016	272	26578	12429	4143	0
HIRAN	788	489	10050	3606	1	0
KARKAR	1537	0	5998	428	0	0
LOWER JUBA	7208	1399	12146	7986	2674	0
LOWER SHABELLE	1969	554	16895	2225	1851	1
MIDDLE JUBA	0	0	0	0	0	0
MIDDLE SHABELLE	503	921	11149	1611	889	0
MUDUG	4941	273	12283	6041	0	0
NUGAL	1772	60	7906	493	0	0
SOUTH MUDUG	929	238	0	1521	0	0
SAHIL	0	18	2736	0	0	0
SANAG	1098	0	8060	5	0	0
SOOL	5	1	3552	245	0	0
TOGDHER	0	76	9268	0	0	0
<b>TOTAL</b>	<b>40 565</b>	<b>10 018</b>	<b>220 272</b>	<b>98 409</b>	<b>13 652</b>	<b>3</b>

Note: Continuous data quality review has been conducted which may lead to variation of figures for new cases and cumulative cases of epidemic prone disease in each region.

<sup>7</sup> Source of data DHIS-2

<sup>8</sup> Source of data is fever and rash surveillance system for week 1-9 and DHIS-2 for week 10-29

<sup>9</sup> Source of data is DHIS2 as of July 2023

<sup>10</sup> Source of data is DHIS2 and EMFLU

<sup>11</sup> Source of data is suspected cholera/acute watery diarrhoea surveillance system managed by the FMOH as of June 2023

<sup>12</sup> Source of data is EPI/Polio Weekly update sitrep report 2023.



@WHO Somalia



WHO Somalia



somaliawho