

# WEEKLY CHOLERA/AWD SITUATION REPORT - SOMALIA

Epidemiological Week 51 (18-24 December 2023)

## Highlights

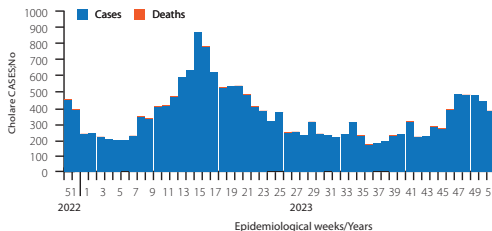
- Somalia has had uninterrupted cholera transmission in 29 drought-affected (11 of which are currently affected by floods) districts since 2022 and in Banadir region since the drought of 2017.
- During week 51, 377 new suspected cases with no associated death were reported from 29 drought-affected districts.
- The number of new cholera cases decreased by almost 14% in flood affected districts in the past two weeks (Table 1).
- Since epidemiological week 1 of 2023, a total of 17805 suspected cases of cholera including 43 associated deaths (CFR 0.2%) were reported from 29 districts.
- The overall case fatality rate (CFR) of 0.2% reported from 29 districts is below the emergency threshold of  $\geq 1\%$ .
- Since epidemiological week 1, 2023 a cumulative attack rate (CAR) of 398 cases per 100 000 population was reported. Belethawa (3792 cases per 100,000), Afmadow (1036 cases per 100,000 Dolow (1437 cases per 100,000) and Daynile (1325 cases per 100,000) have reported the highest CAR amongst all the affected districts (Table 2).
- Of the 3577 stool samples collected since epidemiological week 1 2023, 1185 (33.1%) samples tested positive by Rapid Diagnostic Test (RDT) while 313 (8.7%) stool samples were tested positive for *Vibrio cholerae* O1 serotype Ogawa while one sample from Afmadow tested positive for *Vibrio cholerae* O1 serotype Inaba.
- WHO and health partners have scaled up the implementation of cholera response activities in districts affected by floods resulting from the El Nino season since October 2023.

Table 1: suspected cholera cases, deaths and case fatality rate reported in week 1- 46 and cumulative cases from week 1- 51,2023

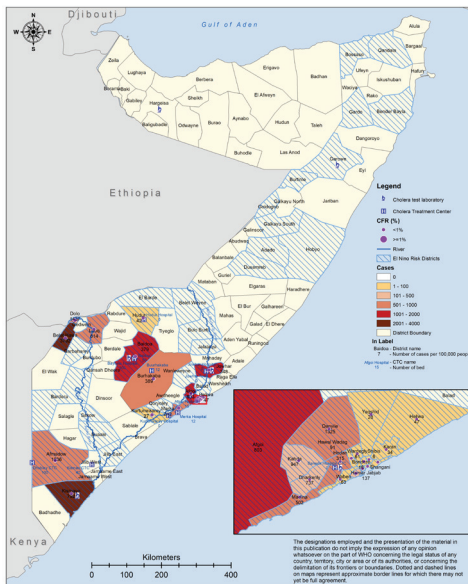
| District/Region | Outbreak start date | Week 50    |          |            | Week 51    |          |            | Cumulative (wk1- 51) |           |            |
|-----------------|---------------------|------------|----------|------------|------------|----------|------------|----------------------|-----------|------------|
|                 |                     | Cases      | Deaths   | CFR (%)    | Cases      | Deaths   | CFR (%)    | Cases                | Deaths    | CFR (%)    |
| Banadir         | Oct, 2017           | 110        | 0        | 0.0        | 75         | 0        | 0.0        | 3502                 | 0         | 0.0        |
| Agfoye          | Oct, 2022           | 57         | 0        | 0.0        | 46         | 0        | 0.0        | 1834                 | 11        | 0.6        |
| Baidoa          | Jan, 2022           | 31         | 0        | 0.0        | 27         | 0        | 0.0        | 1458                 | 3         | 0.2        |
| Burhakabe       | 24-Aug-23           | 63         | 0        | 0.0        | 37         | 0        | 0.0        | 827                  | 4         | 0.5        |
| Kurtunwary      | June, 2022          | 0          | 0        | 0.0        | 0          | 0        | 0.0        | 30                   | 0         | 0.0        |
| Merka           | March, 2022         | 18         | 0        | 0.0        | 13         | 0        | 0.0        | 791                  | 2         | 0.3        |
| Hudur           | May, 2022           | 0          | 0        | 0.0        | 0          | 0        | 0.0        | 66                   | 0         | 0.0        |
| Jowhar          | April, 2022         | 46         | 0        | 0.0        | 33         | 0        | 0.0        | 1284                 | 0         | 0.0        |
| Kismayo         | Sept, 2022          | 52         | 0        | 0.0        | 96         | 0        | 0.0        | 2231                 | 2         | 0.1        |
| Afmadow         | Dec, 2022           | 0          | 0        | 0.0        | 0          | 0        | 0.0        | 899                  | 7         | 0.8        |
| Belethawo       | Feb, 2023           | 62         | 0        | 0.0        | 50         | 0        | 0.0        | 3590                 | 10        | 0.3        |
| Luq             | April, 2023         | 0          | 0        | 0.0        | 0          | 0        | 0.0        | 650                  | 2         | 0.3        |
| Dolow           | April, 2023         | 0          | 0        | 0.0        | 0          | 0        | 0.0        | 643                  | 2         | 0.3        |
| <b>Total</b>    |                     | <b>439</b> | <b>0</b> | <b>0.0</b> | <b>377</b> | <b>0</b> | <b>0.0</b> | <b>17 805</b>        | <b>43</b> | <b>0.2</b> |

\* districts currently affected by floods resulting from El Nino  
\*\* no active cases reported

Figure 1: Epidemiological curve for cholera cases and deaths in Somalia 2022-2023





Map 1. Number of reported cholera cases and case fatality rate by district, epidemiological week 1-51 2023



## Summary Statistics

New cases in Week 51 (11-24 December 2023)

**377** new cases  
 **238 (63.1%)** are children below **5** years  
 **182 (48.3%)** are female

Cumulative cases Week 1-51 (2 Jan to 24 December 2023)




**17 805** cumulative cases  
 **9690 (54.4%)** are children below **5** years  
 **9180 (51.6%)** are female  
 **43 cholera-associated deaths (CFR 0.2%)**  
**28 (66.7%)** deaths are children under 5 years

Table 2: Reported cholera cases, deaths, Case Fatality Rates (CFR) and Cumulative attack rates by districts (week 1- 51) (2 January to 24th Dec. 2023)

| State/region            | Number | District     | Cases         | Deaths    | CFR (%)    | Population       | Attack Rate (per 100 000 population) |
|-------------------------|--------|--------------|---------------|-----------|------------|------------------|--------------------------------------|
| Banadir                 | 1      | Abdul Aziz   | 12            | 0         | 0.0        | 51,040           | 24                                   |
|                         | 2      | Bondere      | 22            | 0         | 0.0        | 140,872          | 16                                   |
|                         | 3      | Danyiile     | 1000          | 0         | 0.0        | 75,499           | 1325                                 |
|                         | 4      | Dharkenly    | 464           | 0         | 0.0        | 62,968           | 737                                  |
|                         | 5      | Hamar Jabjab | 115           | 0         | 0.0        | 83,706           | 137                                  |
|                         | 6      | Hamar Weyn   | 14            | 0         | 0.0        | 99,783           | 14                                   |
|                         | 7      | Hawl Wadag   | 82            | 0         | 0.0        | 90,118           | 91                                   |
|                         | 8      | Heliwa       | 47            | 0         | 0.0        | 100,038          | 47                                   |
|                         | 9      | Hodan        | 520           | 0         | 0.0        | 164,941          | 315                                  |
|                         | 10     | Kahda        | 298           | 0         | 0.0        | 31,455           | 947                                  |
|                         | 11     | Karan        | 9             | 0         | 0.0        | 283,781          | 34                                   |
|                         | 12     | Shangani     | 97            | 0         | 0.0        | 56,143           | 16                                   |
|                         | 13     | Shibis       | 11            | 0         | 0.0        | 183,743          | 6                                    |
|                         | 14     | Waberi       | 74            | 0         | 0.0        | 117,189          | 63                                   |
|                         | 15     | Wadajley     | 579           | 0         | 0.0        | 115,451          | 502                                  |
|                         | 16     | Wadagley     | 75            | 0         | 0.0        | 123,536          | 61                                   |
|                         | 17     | Yaqshid      | 83            | 0         | 0.0        | 296,031          | 28                                   |
| SouthWest               | 18     | Agfoye       | 1834          | 11        | 0.6        | 228,291          | 803                                  |
|                         | 19     | Baidoa       | 1458          | 3         | 0.2        | 385,120          | 379                                  |
|                         | 20     | Kurtunwary   | 30            | 0         | 0.0        | 110,667          | 27                                   |
|                         | 21     | Hudur        | 66            | 0         | 0.0        | 157,336          | 42                                   |
|                         | 22     | Merka        | 791           | 2         | 0.3        | 326,240          | 242                                  |
|                         | 23     | Burhakaba    | 827           | 4         | 0.5        | 212,404          | 389                                  |
|                         | 24     | Jowhar       | 1284          | 0         | 0.0        | 368,661          | 348                                  |
| Hirshabelle<br>Jubaland | 25     | Kismayo      | 2231          | 2         | 0.1        | 281,817          | 792                                  |
|                         | 26     | Afmadow      | 899           | 7         | 0.8        | 86,800           | 1036                                 |
|                         | 27     | Belethawo    | 3590          | 10        | 0.3        | 94,672           | 3792                                 |
|                         | 28     | Luq          | 650           | 2         | 0.3        | 105,921          | 614                                  |
|                         | 29     | Dolow        | 643           | 2         | 0.3        | 44,757           | 1437                                 |
| <b>Total</b>            |        |              | <b>17,805</b> | <b>43</b> | <b>0.2</b> | <b>4,478,973</b> | <b>398</b>                           |