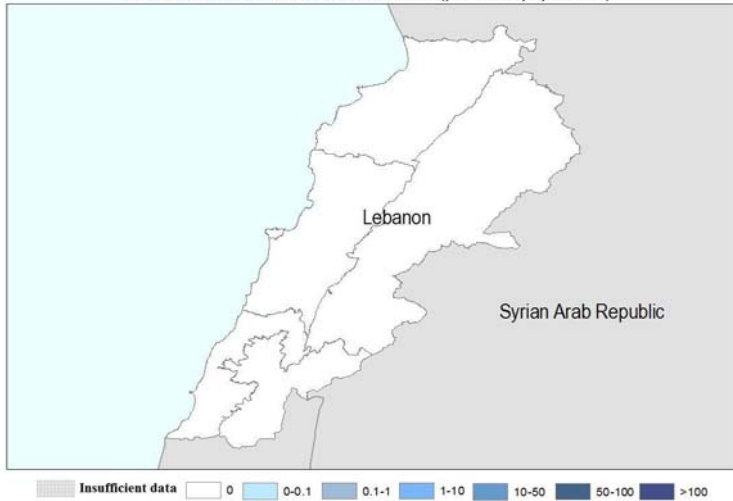


Distribution of confirmed malaria cases (per 1000 population)



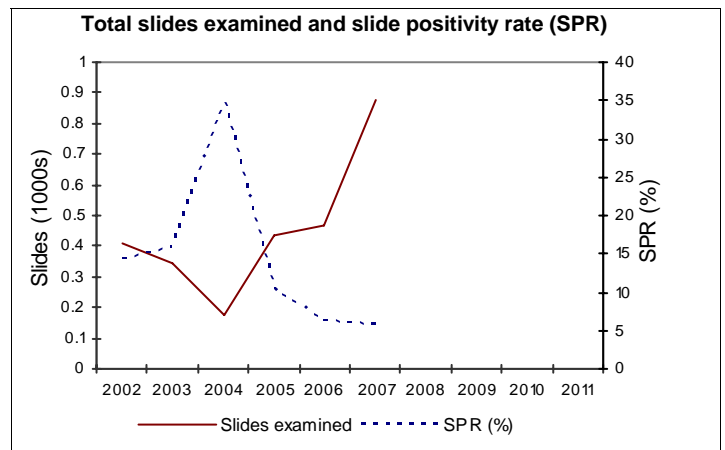
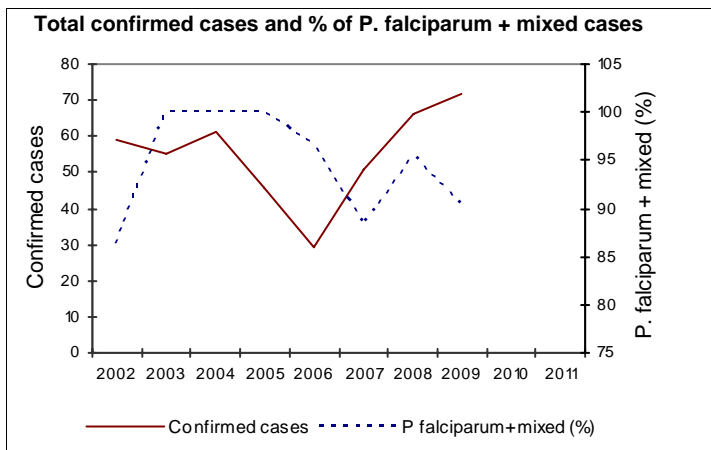
Lebanon is free from local malaria transmission and has ---- of reported cases of the malaria-free countries. The last local case was in 1963.

1. Malaria burden and risk

Population

Population	Number	%
Total population	4 259 405	
Population under 5 years	327 694	7.7
Male population	2 079 397	48.8
Rural population		

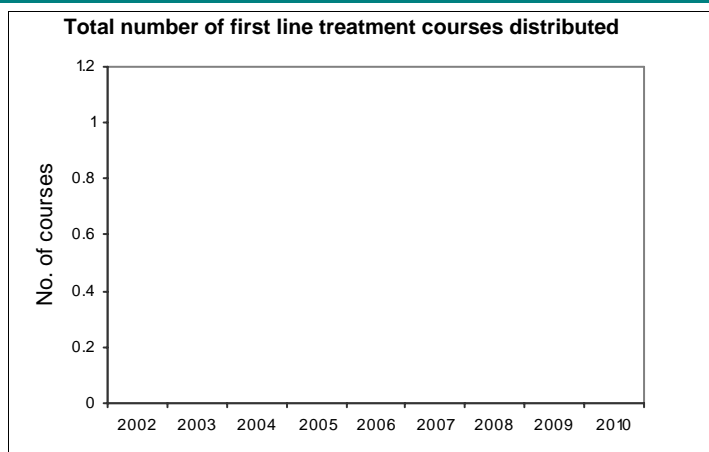
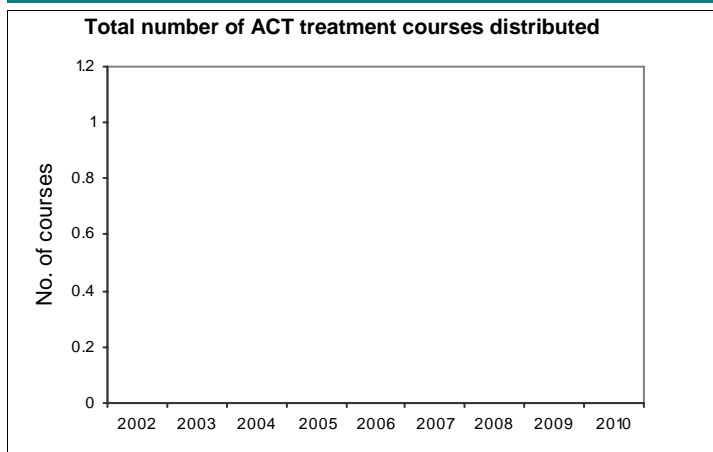
Morbidity trends



Reported malaria burden

Year	Total slides examined	Total confirmed cases	P. falciparum + mixed	P. vivax + others	Total imported cases	Total local cases
2002	411	59	50	1	59	0
2003	345	55	55	0	55	0
2004	175	61	60	1	68	0
2005	438	46	46	0	57	0
2006	466	29	28	1	42	0
2007	875	51	47	4	67	0
2008		66	63	3	81	0
2009		72	65	2	72	0
2010						
2011						

2. Malaria control interventions coverage



3. National drug policy

Unconfirmed uncomplicated	MQ	
P. falciparum treatment	Uncomplicated	AL
	Treatment failure (second line)	QN+D
	Severe	QN
Prevention during pregnancy		
P. vivax treatment	CQ+PQ	
Mixed infection treatment (PF+others)		
Last drug policy update (year)	2008	

4. Financing malaria control

Government budget	Budget (US\$)
Government budget for malaria	
Government expenditure for malaria	