

During the period 2009 to 2011 the average number of reported locally transmitted cases was ZERO.

1. Malaria burden and risk

Population, endemicity and malaria burden

Population	Number	%
Total population	32 664 942	
Population under 5 years	5 294 016	16.2
Male population	16 392 877	50.2
Rural population	11 049 570	33.8

Parasite profile

The last local case was in 2008.

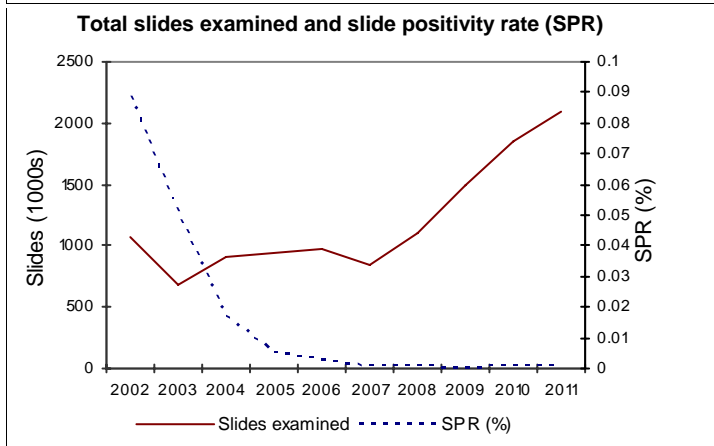
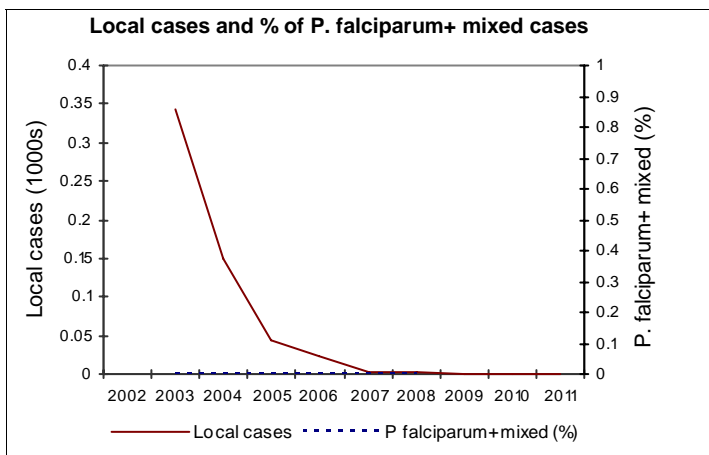
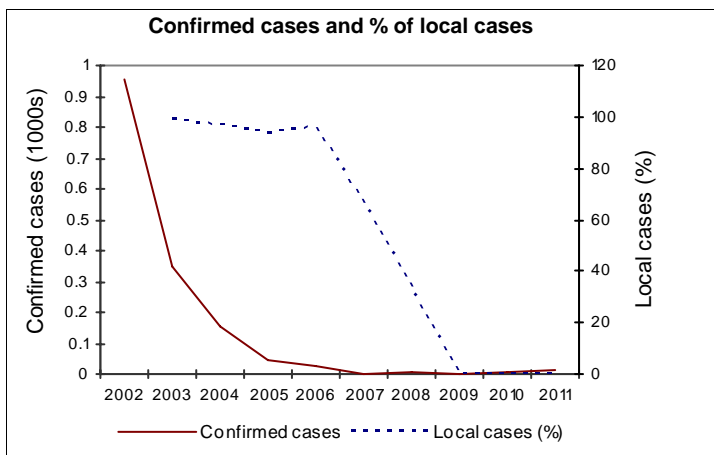
Vector profile

- An. stephensi*
- An. superpictus*
- An. sacharovi*
- An. pulcherrimus*

Population by malaria endemicity

No. of active foci	0	
No. of people living within active foci	0	0.0
No. of people living in malaria-free areas	32 664 942	100.0

Morbidity trends



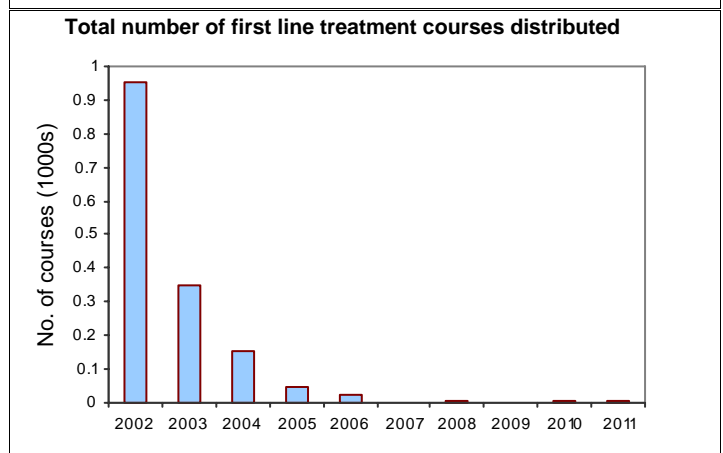
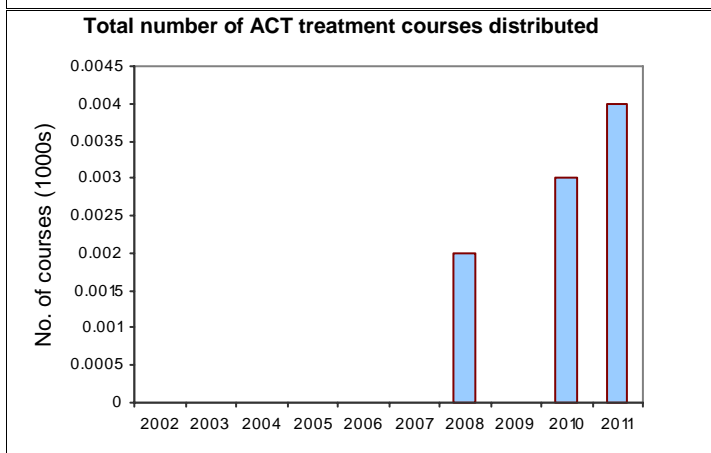
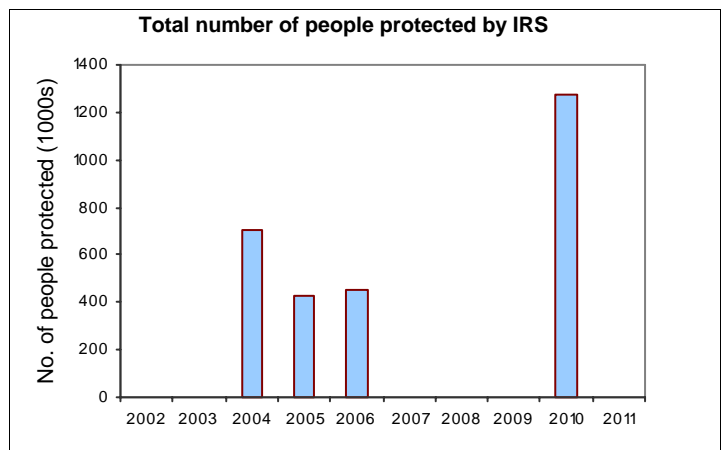
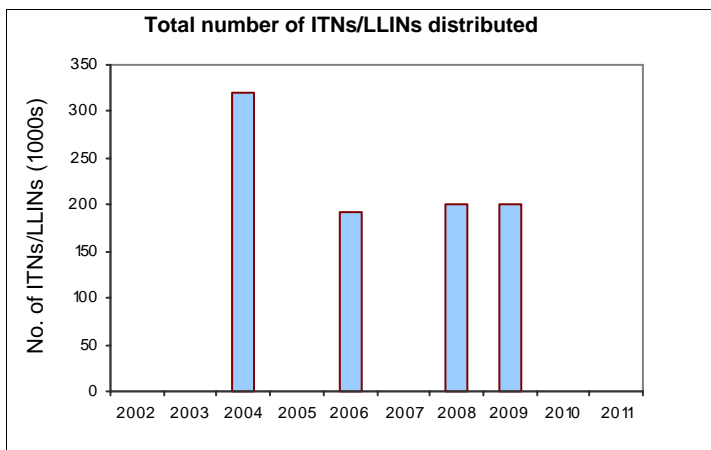
Imported cases (top 10 countries)

Country	P. falciparum	P. vivax	Mixed	Other species	Not classified	Total
Pakistan		3	6	1	0	10
India		0	1	0	0	1

Reported malaria burden

Year	Total slides examined	Total confirmed cases	Imported cases			Local cases		
			Total	<i>P. falciparum</i> + mixed	<i>P. vivax</i> + others	Total	<i>P. falciparum</i> + mixed	<i>P. vivax</i> + others
2002	1 072 587	952						
2003	681 070	347	3	1	2	344	0	344
2004	913 400	155	5	1	4	150	0	150
2005	944 163	47	3	0	3	44	0	44
2006	970 000	24	1	0	1	23	0	23
2007	844 859	3	1	0	1	2	0	2
2008	1 105 054	6	4	1	1	2	0	4
2009	1 493 143	1	1	0	1	0	0	0
2010	1 849 930	7	7	3	4	0	0	0
2011	2 097 732	11	11	4	7	0	0	0

2. Malaria control interventions coverage



3. National drug policy

Unconfirmed uncomplicated

<i>P. falciparum</i> treatment	Uncomplicated	AL
	Treatment failure (second line)	QN+D
	Severe	QN

Prevention during pregnancy

P. vivax treatment CQ+PQ

Mixed infection treatment (PF+others)

Last drug policy update (year) 2011

4. Financing malaria control

Government budget	Budget (US\$)
Government budget for malaria	
Government expenditure for malaria	745 895
Expenditure breakdown	Expenditure (US\$)
Human resources & technical assistance	79 166
Training	128 333
Insecticide & spraying materials	520 416
Infrastructure & other equipments	5 000
Monitoring and evaluation	10 600
Others	2 380