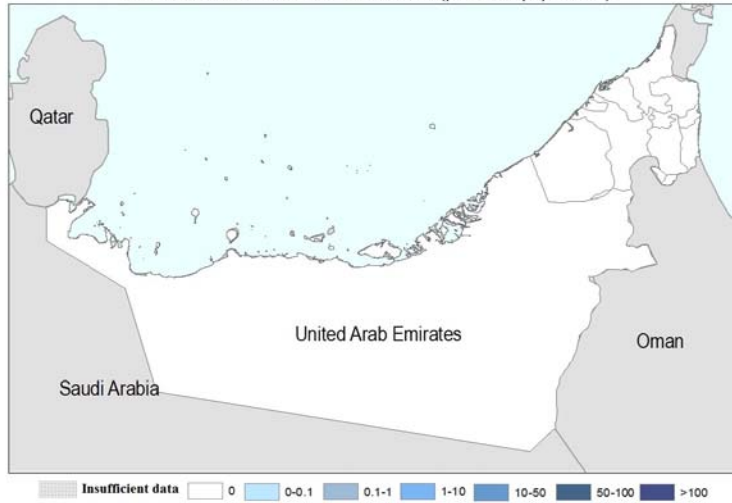


Distribution of confirmed malaria cases (per 1000 population)



United Arab Emirates is free from local malaria transmission and has 56.3% of reported cases of the malaria-free countries. The last local case was in 1997. The country was certified as malaria-free in 2007.

1. Malaria burden and risk

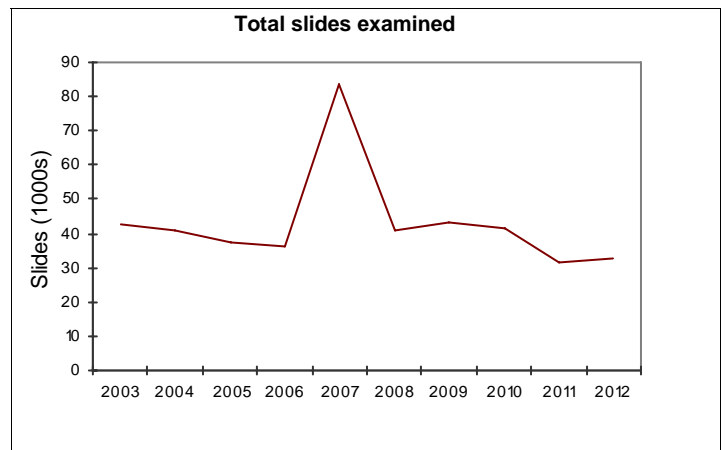
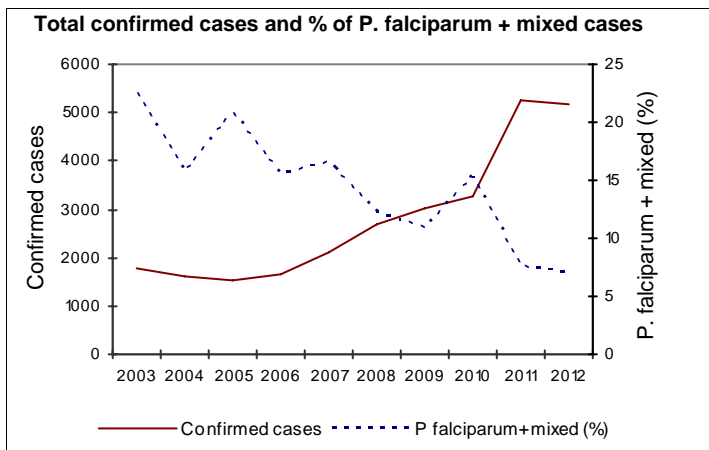
Population

Population	Number	%
Total population	8 105 873	
Population under 5 years	471 602	5.8
Male population	5 619 041	69.3
Rural population	4 141 300	51.1

Vector profile

An. culicifacies
An. stephensi

Morbidity trends



Reported malaria burden

Year	Total slides examined	Total confirmed cases	P. falciparum + mixed	P. vivax + others	Total imported cases	Total local cases
2003	42 601	1 796	400	1 381	1 796	0
2004	41 007	1 612	252	1 360	1 612	0
2005	37 607	1 544	323	1 221	1 544	0
2006	36 394	1 663	257	1 406	1 663	0
2007	83 502	2 119	349	1 770	2 119	0
2008	40 960	2 696	329	2 367	2 696	0
2009	43 480	3 018	330	2 688	3 018	0
2010	41 764	3 264	501	2 763	3 264	0
2011	31 687	5 242	399	4 843	5 242	0
2012	32 980	5 165	368	4 797	5 165	0

2. National drug policy

Unconfirmed uncomplicated		
	Uncomplicated	AL;MQ
P. falciparum treatment	Treatment failure (second line)	QN
	Severe	QN
P. vivax treatment		
		CQ+PQ
Mixed infection treatment (PF+others)		
		AL+PQ
Last drug policy update (year)		
		2006

3. Financing malaria control