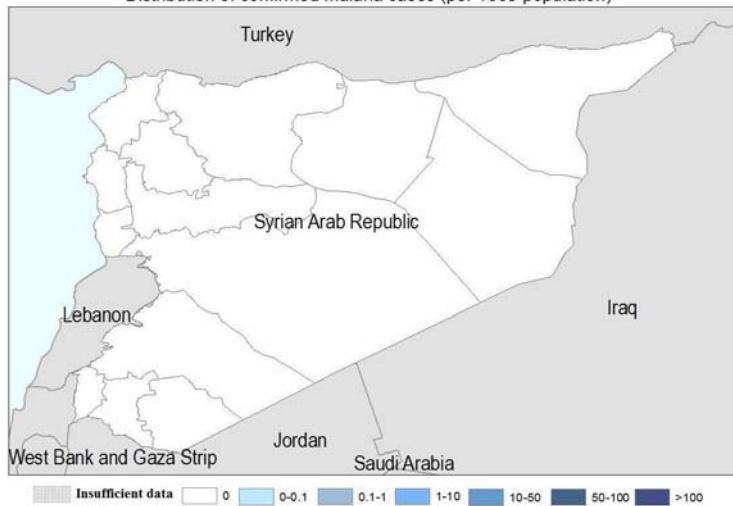


Distribution of confirmed malaria cases (per 1000 population)



Syrian Arab Republic is free from local malaria transmission and has 0.5% of reported cases of the malaria-free countries. The last local case was in 2004.

1. Malaria burden and risk

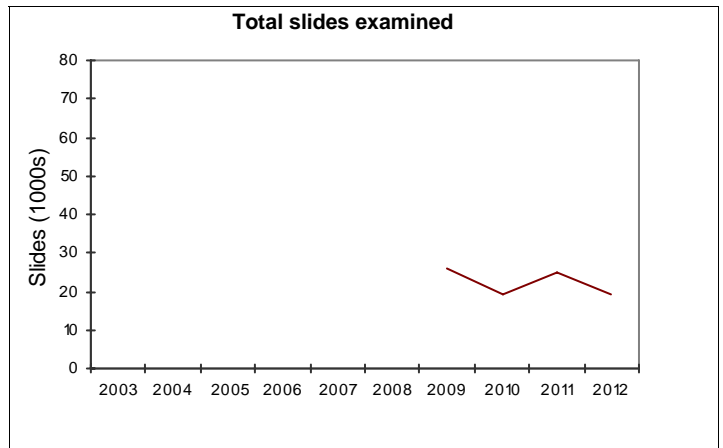
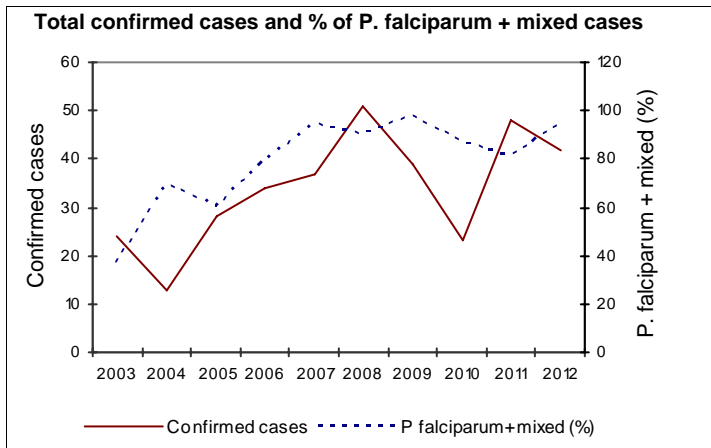
Population

Population	Number	%
Total population	21 117 690	
Population under 5 years	2 399 922	11.4
Male population	10 681 835	50.6
Rural population	8 344 616	39.5

Vector profile

- An. sacharovi*
- An. claviger*
- An. superpictus*
- An. sergentii*
- An. hyrcanus*
- An. multicolor*

Morbidity trends



Reported malaria burden

Year	Total slides examined	Total confirmed cases	P. falciparum + mixed	P. vivax + others	Total imported cases	Total local cases
2003		24	13	9	22	2
2004		13	9	3	12	1
2005		28	17	0	28	0
2006		34	27	0	34	0
2007	68 000	37	35	0	37	0
2008		51	46	0	51	0
2009	25 751	39	38	1	39	0
2010	19 151	23	20	3	23	0
2011	25 109	48	39	9	48	0
2012	19 136	42	40	2	42	0

Imported cases (top 10 countries)

Country	P. falciparum	P. vivax	Mixed	Other species	Not classified	Total
Guinea	13	0	0	0	0	13
Congo	4	0	0	1	0	5
Sudan	4	1	0	0	0	5
Yemen	4	0	0	0	0	4
Côte d'Ivoire	3	0	0	0	0	3
Ghana	3	0	0	0	0	3
India	3	0	0	0	0	3
Nigeria	2	0	0	0	0	2
Gabon	1	0	0	0	0	1
Guatemala	1	0	0	0	0	1
Liberia	1	0	0	0	0	1
Togo	1	0	0	0	0	1

2. National drug policy

Unconfirmed uncomplicated		
	Uncomplicated	AL+PQ
P. falciparum treatment	Treatment failure (second line)	QN+D
	Severe	AS+QN
P. vivax treatment		CQ+PQ
Mixed infection treatment (PF+others)		AL+PQ
Last drug policy update (year)		2010

3. Financing malaria control