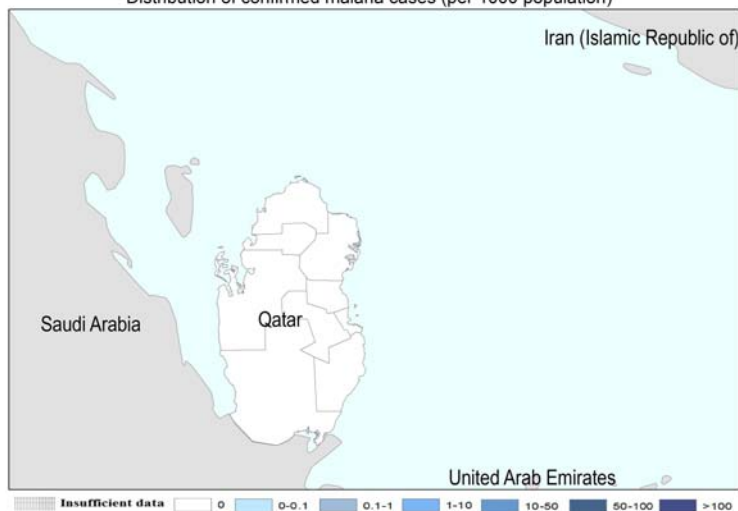


Distribution of confirmed malaria cases (per 1000 population)



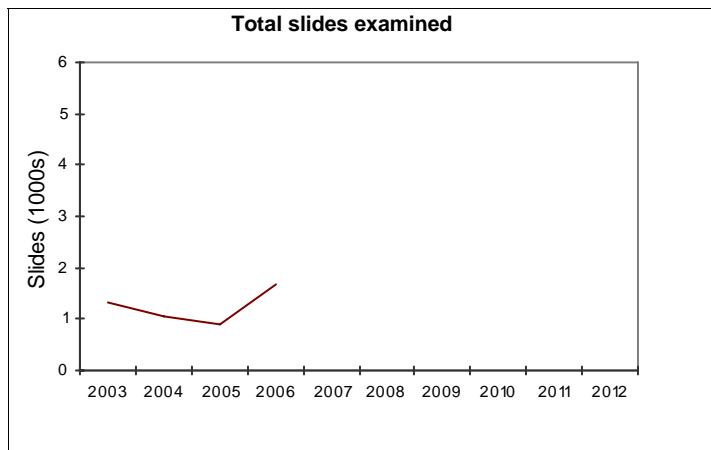
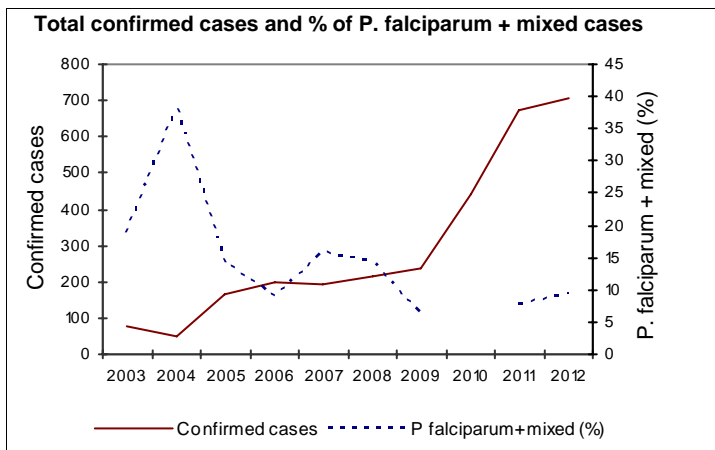
Qatar is free from local malaria transmission and has 7.7% of reported cases of the malaria-free countries. The last local case was in 1970.

1. Malaria burden and risk

Population

Population	Number	%
Total population	1 938 754	
Population under 5 years	102 840	5.3
Male population	1 470 827	75.9
Rural population	19 388	1.0

Morbidity trends



Reported malaria burden

Year	Total slides examined	Total confirmed cases	P. falciparum + mixed	P. vivax + others	Total imported cases	Total local cases
2003	1 316	79	15	78	93	0
2004	1 063	47	18	54	72	0
2005	898	168	24	144	168	0
2006	1 685	198	18	180	198	0
2007		195			195	0
2008		216			216	0
2009		239			239	0
2010		440			440	0
2011	5 211	673	52	621	673	0
2012		708	66	642	708	0

2. National drug policy

Unconfirmed uncomplicated		AL
	Uncomplicated	AL
P. falciparum treatment	Treatment failure (second line)	
	Severe	AS
P. vivax treatment		CQ
Mixed infection treatment (PF+others)		
Last drug policy update (year)		2012

3. Financing malaria control