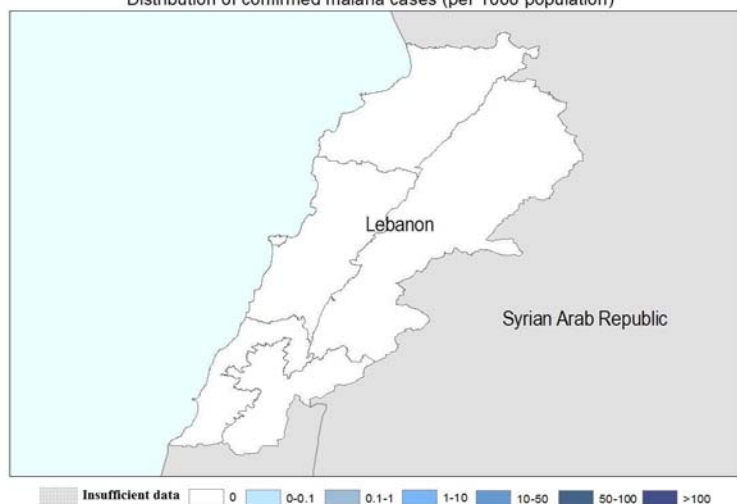


Distribution of confirmed malaria cases (per 1000 population)



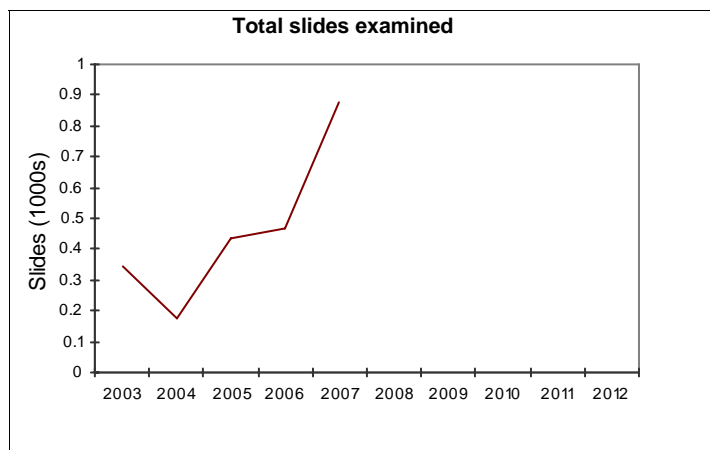
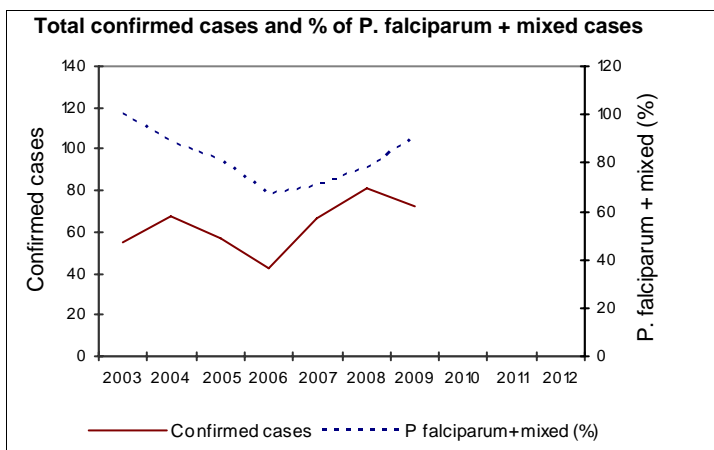
Lebanon is free from local malaria transmission and has 1.3% of reported cases of the malaria-free countries. The last local case was in 1963.

## 1. Malaria burden and risk

### Population

Population	Number	%
Total population	4 291 719	
Population under 5 years	327 428	7.6
Male population	2 094 956	48.8
Rural population	557 923	13.0

### Morbidity trends



### Reported malaria burden

Year	Total slides examined	Total confirmed cases	P. falciparum + mixed	P. vivax + others	Total imported cases	Total local cases
2003	345	55	55	0	55	0
2004	175	68	60	1	68	0
2005	438	57	46	0	57	0
2006	466	42	28	1	42	0
2007	875	67	47	4	67	0
2008		81	63	3	81	0
2009		72	65	2	72	0
2010						
2011						
2012		115	63	3	115	0

## 2. National drug policy

Unconfirmed uncomplicated		MQ
	Uncomplicated	AL
P. falciparum treatment	Treatment failure (second line)	QN+D
	Severe	QN
P. vivax treatment		CQ+PQ
Mixed infection treatment (PF+others)		
Last drug policy update (year)		2008

## 3. Financing malaria control