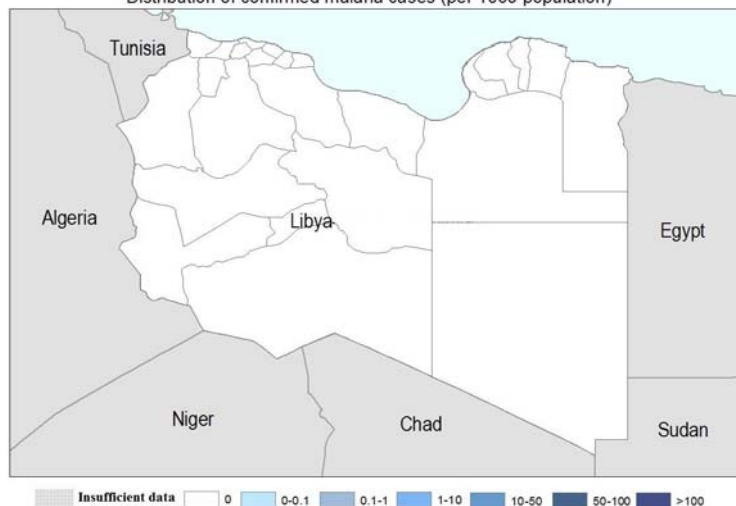


Distribution of confirmed malaria cases (per 1000 population)



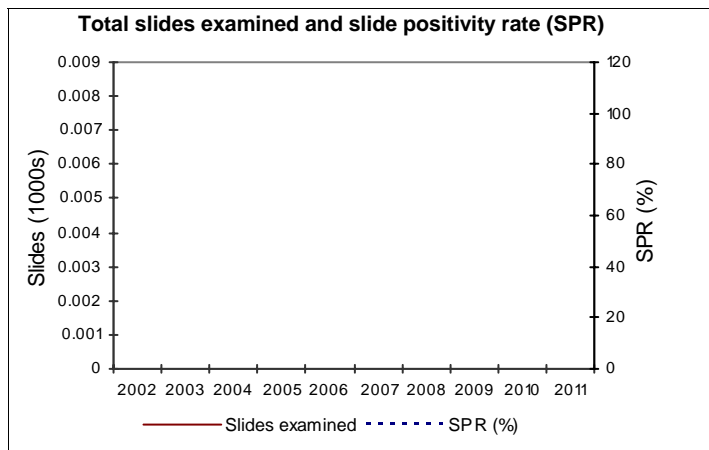
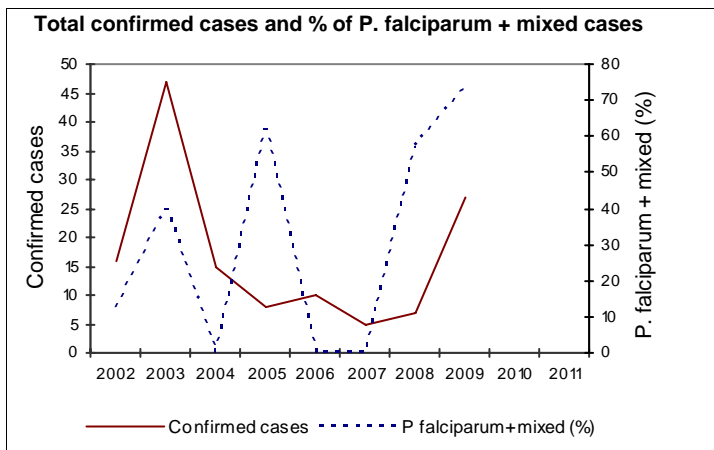
Libya is free from local malaria transmission and has ---- of reported cases of the malaria-free countries. The last local case was in 1973.

## 1. Malaria burden and risk

### Population

Population	Number	%
Total population	6 422 772	
Population under 5 years	716 832	11.2
Male population	3 234 880	50.4
Rural population		

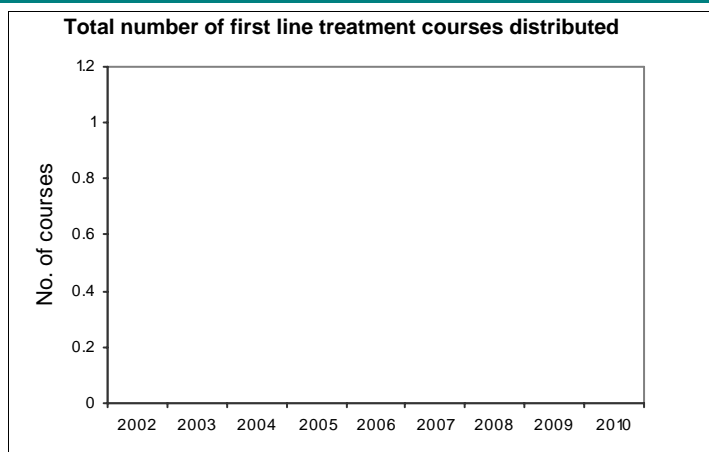
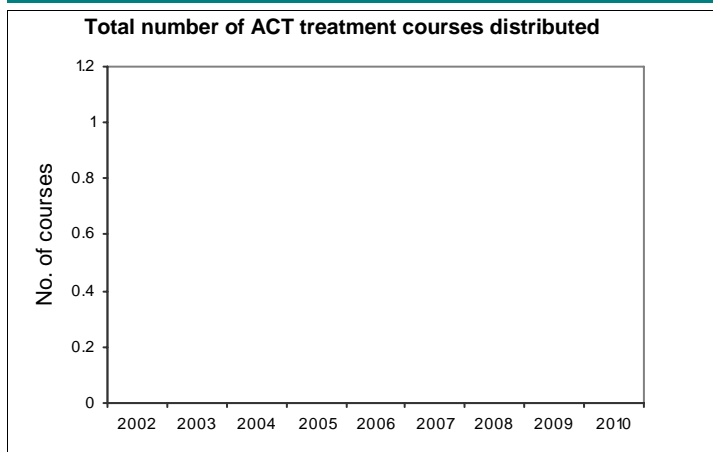
### Morbidity trends



### Reported malaria burden

Year	Total slides examined	Total confirmed cases	P. falciparum + mixed	P. vivax + others	Total imported cases	Total local cases
2002		16	2	14	16	0
2003		47	20	9	42	5
2004		15			15	0
2005	8	8	5	7	12	0
2006		10			10	0
2007		5			5	0
2008		7	4	3	7	0
2009		27	20	4	27	0
2010						
2011						

## 2. Malaria control interventions coverage



## 3. National drug policy

Unconfirmed uncomplicated

	Uncomplicated	QN;MQ
P. falciparum treatment	Treatment failure (second line)	QN
	Severe	QN

Prevention during pregnancy

P. vivax treatment	CQ+PQ
--------------------	-------

Mixed infection treatment (PF+others)

Last drug policy update (year)	2009
--------------------------------	------

## 4. Financing malaria control

**Government budget**

**Budget (US\$)**

Government budget for malaria

Government expenditure for malaria