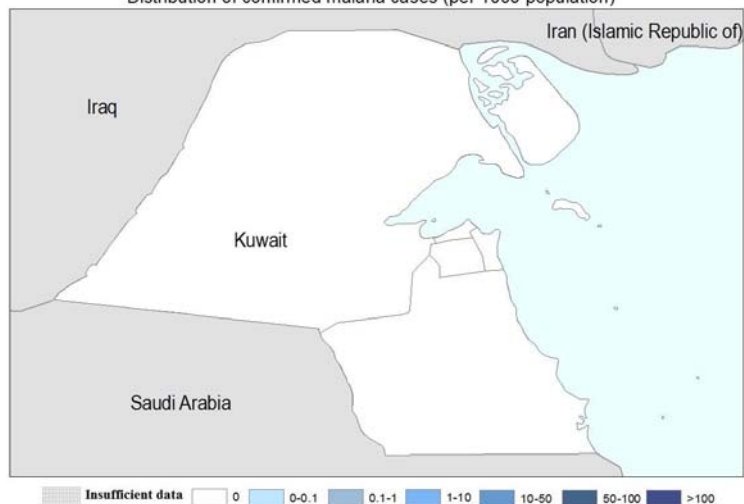


Distribution of confirmed malaria cases (per 1000 population)



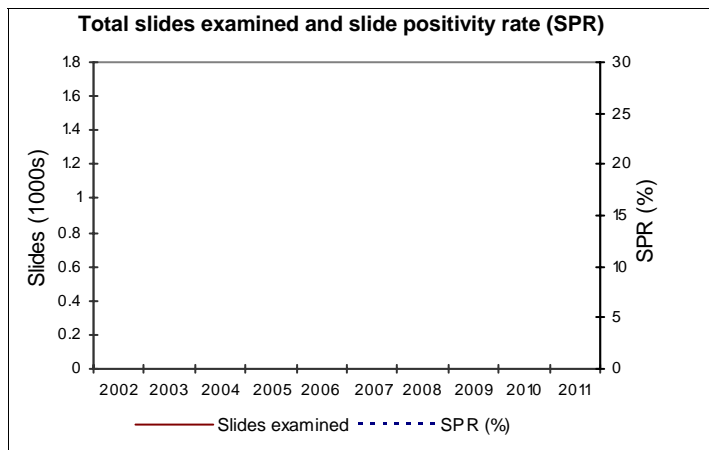
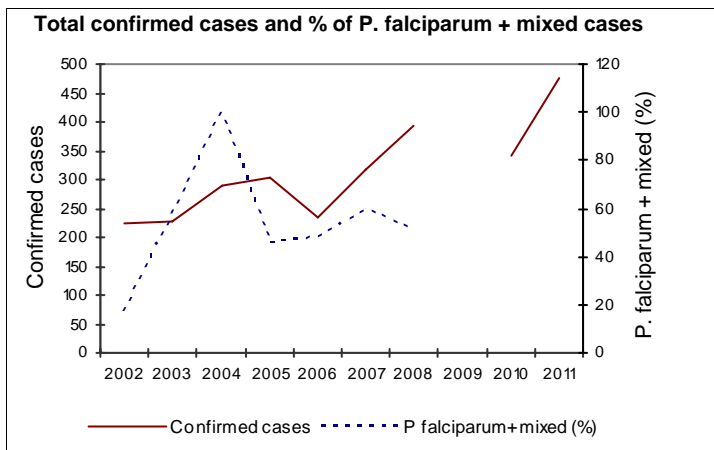
Kuwait is free from local malaria transmission and has 5.5% of reported cases of the malaria-free countries. The last local case was in 1979.

1. Malaria burden and risk

Population

| Population | Number | % |
|--------------------------|-----------|------|
| Total population | 2 818 042 | |
| Population under 5 years | 281 864 | 10.0 |
| Male population | 1 680 455 | 59.6 |
| Rural population | | |

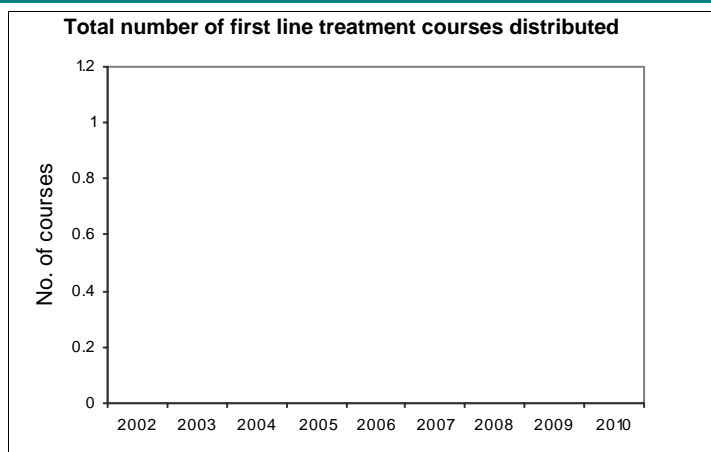
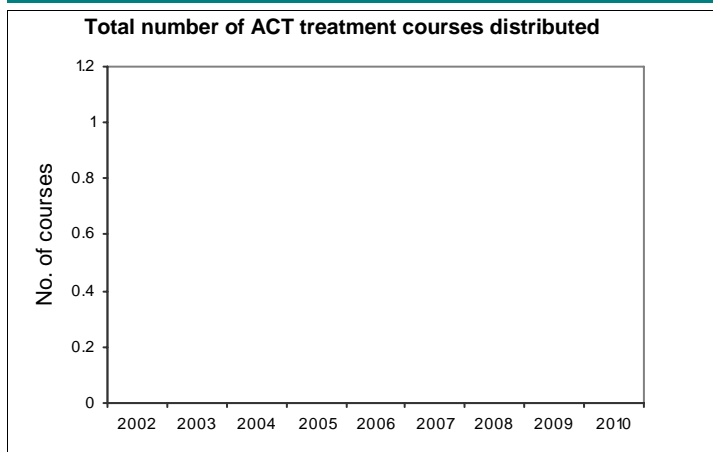
Morbidity trends



Reported malaria burden

| Year | Total slides examined | Total confirmed cases | P. falciparum + mixed | P. vivax + others | Total imported cases | Total local cases |
|------|-----------------------|-----------------------|-----------------------|-------------------|----------------------|-------------------|
| 2002 | | 223 | 38 | 185 | 223 | 0 |
| 2003 | | 228 | 129 | 99 | 228 | 0 |
| 2004 | | 290 | 290 | 0 | 290 | 0 |
| 2005 | | 302 | 137 | 165 | 302 | 0 |
| 2006 | | 235 | 109 | 126 | 235 | 0 |
| 2007 | | 317 | 190 | 127 | 317 | 0 |
| 2008 | 1 616 | 392 | 202 | 190 | 392 | 0 |
| 2009 | | | | | | |
| 2010 | | 343 | | | 343 | 0 |
| 2011 | | 476 | 290 | 186 | 476 | 0 |

2. Malaria control interventions coverage



3. National drug policy

| | |
|---------------------------------------|-------|
| Unconfirmed uncomplicated | CQ+PQ |
| P. falciparum treatment | CQ+PQ |
| Uncomplicated | CQ+PQ |
| Treatment failure (second line) | |
| Severe | |
| Prevention during pregnancy | |
| P. vivax treatment | CQ |
| Mixed infection treatment (PF+others) | |
| Last drug policy update (year) | |

4. Financing malaria control

| Government budget | Budget (US\$) |
|------------------------------------|---------------|
| Government budget for malaria | |
| Government expenditure for malaria | |