

In 2011, the number of locally transmitted malaria cases decreased by 94.3% compared with 2002. During the period 2009 to 2011 the average number of reported locally transmitted cases was 52.

1. Malaria burden and risk

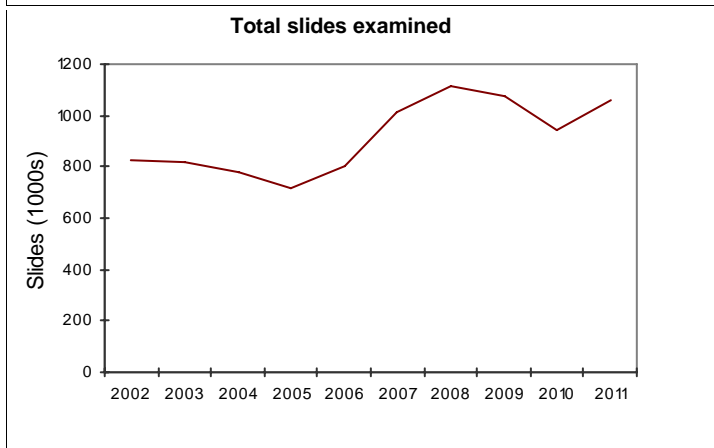
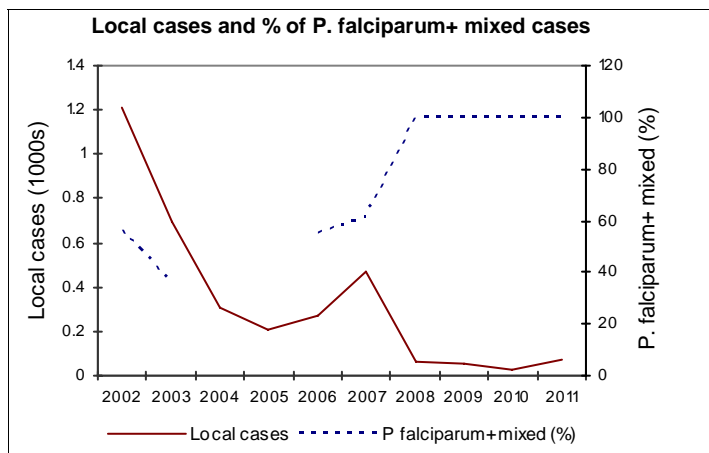
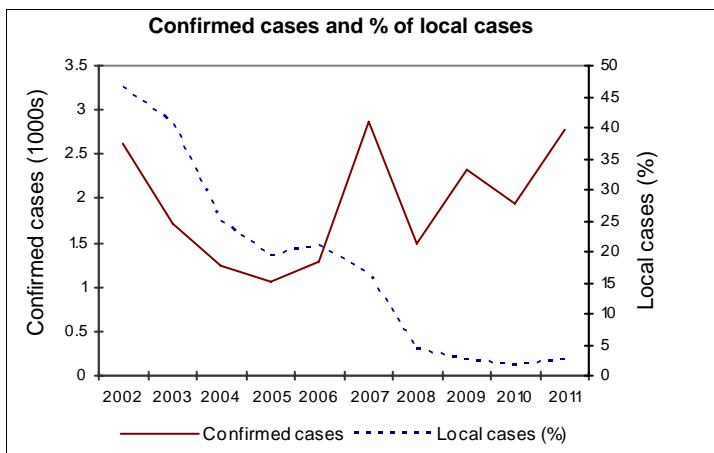
Population, endemicity and malaria burden

Population	Number	%
Total population	28 082 541	
Population under 5 years	3 185 733	11.3
Male population	15 506 615	55.2
Rural population	5 034 076	17.9

Population by malaria endemicity

No. of active foci	68	
No. of people living within active foci	3 226 627	11.5
No. of people living in malaria-free areas	24 855 914	88.5

Morbidity trends



Imported cases (top 10 countries)

Country	P. falciparum	P. vivax	Mixed	Other species	Not classified	Total
Yemen	770	135	4	0	0	909
India	62	824	0	1	0	887
Pakistan	58	516	0	0	0	574
Bangladesh	25	83	0	0	0	108
Afghanistan	9	86	0	2	0	97
Nepal	8	45	0	0	0	53
Sudan	22	4	0	3	0	29
Ethiopia	6	12	0	4	0	22
Somalia	7	9	0	3	0	19

Parasite profile

P. vivax > *P. falciparum* (all reported local cases are Pf)

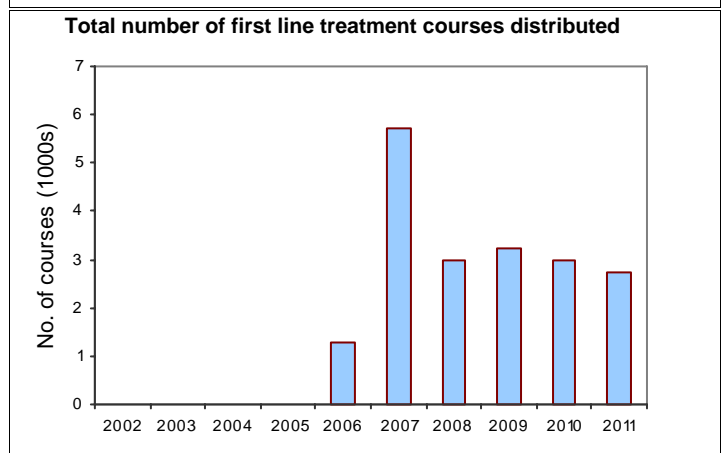
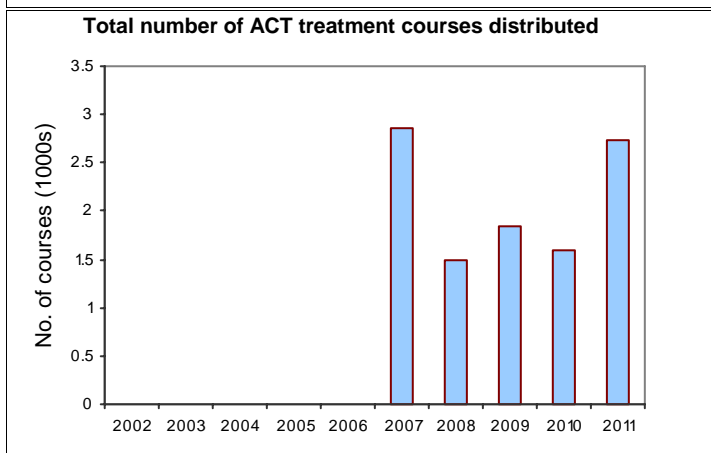
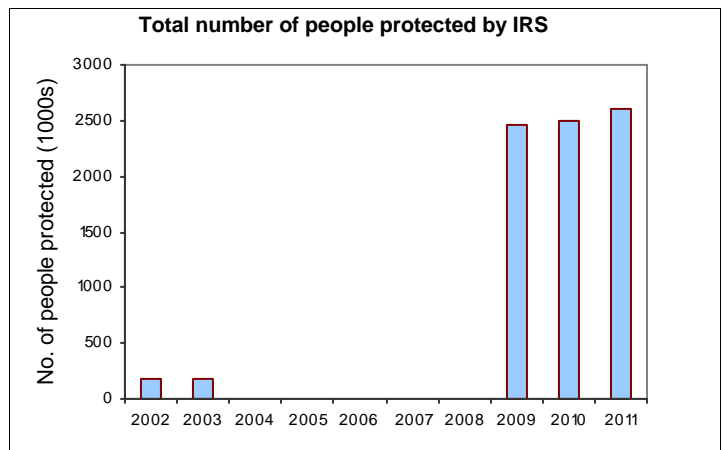
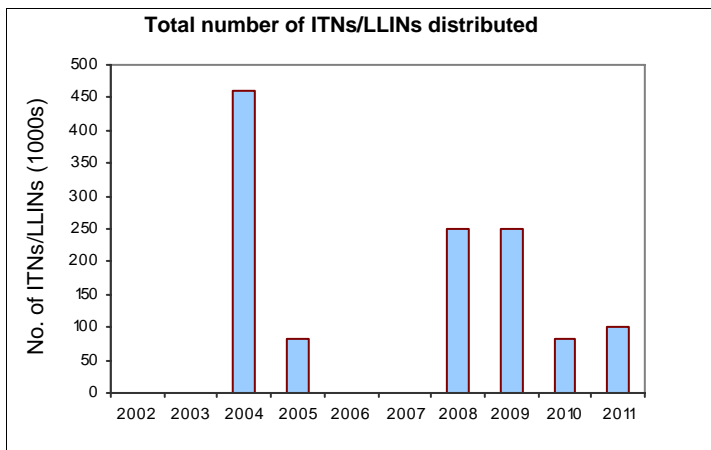
Vector profile

An. arabiensis
An. sergentii
An. funestus
An. bacroftii
An. Albimanus
An. balabacensis

Reported malaria burden

Year	Total slides examined	Total confirmed cases	Imported cases			Local cases		
			Total	<i>P. falciparum</i> + mixed	<i>P. vivax</i> + others	Total	<i>P. falciparum</i> + mixed	<i>P. vivax</i> + others
2002	825 443	2 612	1 402	1 319	67	1 210	684	542
2003	819 869	1 724	1 024	982	42	700	252	448
2004	780 392	1 232	924			308		
2005	715 878	1 059	855			204		
2006	804 087	1 278	1 008	837	171	270	149	121
2007	1 015 781	2 864	2 397	2 062	335	467	287	180
2008	1 114 841	1 491	1 430	772	658	61	61	0
2009	1 078 745	2 333	2 275	1 591	684	58	58	0
2010	944 723	1 941	1 912	865	1 047	29	29	0
2011	1 062 827	2 788	2 719	981	1 738	69	69	0

2. Malaria control interventions coverage



3. National drug policy

Unconfirmed uncomplicated

<i>P. falciparum</i> treatment	Uncomplicated	AS+SP
	Treatment failure (second line)	AL
	Severe	AM;QN

P. vivax treatment

CQ+PQ

Mixed infection treatment (PF+others)

Last drug policy update (year)

2008

4. Financing malaria control

Government budget	Budget (US\$)	External contribution	Budget (US\$)
Government budget for malaria	26 360 000	World Health Organization	99 000
Government expenditure for malaria	26 360 099		
Expenditure breakdown	Expenditure (US\$)		
Training	99 000		