



AFP SURVEILLANCE

2-Jan-18

Week 52, ending 31 December 2017

Number 1004

Table 1: Acute Flaccid Paralysis (AFP) cases by week of onset

Country	Reported AFP cases by week of onset - Week (52/17) / Ending on : 31/12/2017														
	Total AFP 2015	Total AFP 2016	Total AFP to date, 2017	W41 15 Oct 17	W42 22 Oct 17	W43 29 Oct 17	W44 05 Nov 17	W45 12 Nov 17	W46 19 Nov 17	W47 26 Nov 17	W48 03 Dec 17	W49 10 Dec 17	W50 17 Dec 17	W51 24 Dec 17	W52 31 Dec 17
Afghanistan	2738	2905	3009	55	62	49	63	55	53	48	61	77	69	37	6
Bahrain	19	14	18	0	0	0	0	0	1	0	0	1	1	0	0
Djibouti	3	3	4												
Egypt	1046	1093	1229	24	17	15	24	23	22	21	14	37	30	18	2
Iran	780	776	776	22	14	20	17	9	16	12	21	17	15	4	
Iraq	520	605	668	15	19	5	8	14	11	12	17	16	15	6	
Jordan ****	90	107	116	4	2	0	2	1	0	5	2	5	6	3	0
Kuwait	32	50	66	1	4	2	1	5	3	1	1	1	4	2	
Lebanon ****	113	111	75	0	1	2	1	2	1	1	0	0	2	1	
Libya	54	70	87	2	3	2	4	0	4	2	1	2	0	0	1
Morocco	79	84	134	3	3	5	3	6	3	5	2	4	1		
Oman	39	39	40	1	2	4	2	1	0	0	3	2	0	1	1
Pakistan	5815	7848	9430	186	188	214	161	170	201	187	138	94	43	5	0
Palestine ****	38	46	41	2	1	0	2	2	2	1	1	0	0	1	0
Qatar	11	9	18	1	0	1	1	1	1	0	0	1	0	0	
Saudi Arabia	254	273	219	5	4	0	0	2	7	4	2	3	1	0	0
Somalia	281	316	339	3	4	6	11	5	6	2	6	4	4	0	1
Sudan	436	509	563	21	14	11	14	12	14	12	18	7	12	3	0
Syria ****	235	303	346	5	5	4	5	7	8	2	4	3	3	0	
Tunisia	64	90	61	1	1	3	1	1	1	0	1	1	0	0	
U.A.E	31	42	56	3	2	5	3	0	1	1	2	1	1	0	
Yemen	537	715	691	22	15	13	13	20	14	16	16	14	7	7	
Total EMR	13215	16008	17986	376	361	361	336	336	369	332	310	290	214	88	11

□ No data = No report received

Table 2: Confirmed polio cases by month of onset

Country	Total year 2015	Total year 2016	31/12		Confirmed polio cases by month of onset											
			2016	2017	January 2017	February 2017	March 2017	April 2017	May 2017	June 2017	July 2017	August 2017	September 2017	October 2017	November 2017	December 2017
Afghanistan	20	13	13	13	2	1	0	1	0	1	1		1	3	2	1
Bahrain	0	0	0	0	0	0	0	0	0	0	0	0	0	0		
Djibouti	0	0	0	0												
Egypt	0	0	0	0	0	0	0	0	0	0	0	0	0	0		
Iran	0	0	0	0	0	0	0	0	0	0	0	0	0	0	0	
Iraq	0	0	0	0	0	0	0	0	0	0	0	0	0	0	0	
Jordan ****	0	0	0	0	0	0	0	0	0	0	0	0	0	0	0	
Kuwait	0	0	0	0	0	0	0	0	0	0	0	0	0	0	0	
Lebanon ****	0	0	0	0	0	0	0	0	0	0	0	0	0	0	0	
Libya	0	0	0	0	0	0	0	0	0	0	0	0	0	0	0	
Morocco	0	0	0	0	0	0	0	0	0	0	0	0	0	0	0	
Oman	0	0	0	0	0	0	0	0	0	0	0	0	0	0	0	
Pakistan	54	20	20	8	1	1	0	0	0	1	0	2	0	0	3	0
Palestine ****	0	0	0	0	0	0	0	0	0	0	0	0	0	0	0	
Qatar	0	0	0	0	0	0	0	0	0	0	0	0	0	0	0	
Saudi Arabia	0	0	0	0	0	0	0	0	0	0	0	0	0	0	0	
Somalia	0	0	0	0	0	0	0	0	0	0	0	0	0	0	0	
Sudan	0	0	0	0	0	0	0	0	0	0	0	0	0	0	0	
Syria ****	0	0	0	0	0	0	0	0	0	0	0	0	0	0	0	
Tunisia	0	0	0	0	0	0	0	0	0	0	0	0	0	0	0	
U.A.E	0	0	0	0	0	0	0	0	0	0	0	0	0	0	0	
Yemen	0	0	0	0	0	0	0	0	0	0	0	0	0	0	0	
Total EMR	74	33	33	21	3	2	0	1	0	2	1	2	1	3	5	1

**** UNRWA cases are included with those of country of residence



Table 3: Investigation of AFP cases with paralysis onset in 2016 & 2017 up to Week (52/17) / Ending on : 31/12/2017

COUNTRY	2016												2017												Latest line List Date		
	AFP										Specimen	Wild cases ****		AFP										Specimen		Wild cases ****	
	Total AFP cases onset 2016	Case classification					Non polio AFP rate **	AFP cases pending classification > 90 days from onset of paralysis	AFP cases pending classification and lab > 90 days from onset of paralysis	% with *** adequate specimens	Wild P1 Poliovirus	Wild P3 Poliovirus	Total AFP cases onset 2017	Case classification					Annualized Non polio AFP rate **	AFP cases pending classification > 90 days from onset of paralysis	AFP cases pending classification and lab > 90 days from onset of paralysis	% with *** adequate specimens	Wild P1 Poliovirus	Wild P3 Poliovirus			
		Total Confirmed Polio Cases *	Polio Compatible	Pending Classification	Discarded (non polio AFP)	VDPV								Total Confirmed Polio Cases *	Polio Compatible	Pending Classification	Discarded (non polio AFP)	VDPV									
Afghanistan	2905	13	0	0	2891	1	14.4	0	0	92.2	13	0	3009	13	0	206	2790	0	14.5	24	4	93.9	13	0	31-12-2017		
Bahrain	14	0	0	0	14	0	4.9	0	0	100.0	0	0	18	0	0	3	15	0	6.2	0	0	100.0	0	0	24-12-2017		
Djibouti	3	0	0	0	3	0	1.0	0	0	33.3	0	0	4	0	0	4	0	0	1.3	4	4	100.0	0	0	10-04-2017		
Egypt	1093	0	0	1	1092	0	2.9	0	0	94.1	0	0	1229	0	0	132	1096	1	3.3	4	0	91.4	0	0	28-12-2017		
Iran	776	0	0	0	775	1	4.2	0	0	95.5	0	0	776	0	0	18	758	0	4.1	0	0	96.8	0	0	30-12-2017		
Iraq	605	0	0	0	604	1	4.2	0	0	80.7	0	0	668	0	0	61	607	0	4.5	16	1	87.1	0	0	29-12-2017		
Jordan	107	0	0	0	107	0	3.8	0	0	100.0	0	0	116	0	0	39	77	0	4.2	9	0	99.1	0	0	31-12-2017		
Kuwait	50	0	0	0	50	0	5.7	0	0	90.0	0	0	66	0	0	7	59	0	7.1	0	0	90.9	0	0	25-12-2017		
Lebanon	111	0	0	0	111	0	5.8	0	0	82.9	0	0	75	0	0	13	62	0	4.0	6	0	77.3	0	0	29-12-2017		
Libya	70	0	0	0	70	0	3.4	0	0	97.1	0	0	87	0	0	8	79	0	4.2	1	1	96.6	0	0	30-12-2017		
Morocco	84	0	0	0	84	0	0.8	0	0	61.9	0	0	134	0	0	46	88	0	1.2	27	0	66.4	0	0	22-12-2017		
Oman	39	0	0	0	39	0	4.5	0	0	89.7	0	0	40	0	0	5	35	0	4.5	0	0	90.0	0	0	31-12-2017		
Pakistan	7848	20	5	0	7821	2	10.0	0	0	87.0	20	0	9430	8	0	1666	7756	0	12.1	326	0	84.0	8	0	01-01-2018		
Palestine	46	0	0	0	46	0	2.4	0	0	97.8	0	0	41	0	0	10	31	0	2.2	0	0	97.6	0	0	31-12-2017		
Qatar	9	0	0	0	9	0	3.0	0	0	100.0	0	0	18	0	0	5	13	0	6.1	0	0	94.4	0	0	24-12-2017		
Saudi Arabia	273	0	0	0	273	0	2.8	0	0	98.2	0	0	219	0	0	126	93	0	2.3	89	86	98.2	0	0	31-12-2017		
Somalia	316	0	0	0	315	1	5.5	0	0	99.1	0	0	339	0	0	12	327	0	5.9	1	1	99.1	0	0	31-12-2017		
Sudan	509	0	0	0	509	0	2.8	0	0	97.6	0	0	563	0	0	24	539	0	3.1	0	0	96.4	0	0	31-12-2017		
Syria	303	0	0	0	303	0	3.9	0	0	87.8	0	0	346	0	1	18	253	74	4.5	3	0	81.5	0	0	30-12-2017		
Tunisia	90	0	0	0	89	1	3.4	0	0	77.8	0	0	61	0	0	9	52	0	2.3	1	1	78.7	0	0	29-12-2017		
U.A.E	42	0	0	0	42	0	4.2	0	0	100.0	0	0	56	0	0	4	52	0	5.5	0	0	96.4	0	0	28-12-2017		
Yemen	715	0	0	0	714	1	5.4	0	0	90.9	0	0	691	0	0	226	465	0	5.0	53	40	91.0	0	0	30-12-2017		
EMR	16008	33	5	1	15961	8	6.4	0	0	89.6	33	0	17986	21	1	2642	15247	75	7.2	564	138	88.0	21	0			
2015	13214	74	15	1	13117	8	5.2	0	0	90.2	74	0															

* Confirmed polio cases refer to wild isolation from AFP cases or from contacts of negative index AFP cases

** Non-polio AFP per 100,000 children <15 years

*** Adequate here refers to two stool specimens collected at least 24 hours apart, within 14 days of paralysis onset

**** AFP cases co infected with P1 and P3 are counted separately as wild isolates



World Health Organization – Regional Office for Eastern Mediterranean
AFP SURVEILLANCE
Week 52, ending 31 December 2017

2-Jan-18
Number 1004

Table 4 (a): Lab results of contacts' samples in EMR, 2016 - 2017

COUNTRY	2016						2017					
	# OF CONTACTS	LAB RESULTS					# OF CONTACTS	LAB RESULTS				
		WILD	VDPV	SL	NPEV	PENDING		WILD	VDPV	SL	NPEV	PENDING
AFG	1453	8	0	127	343	0	1400	1	0	85	338	66
BAH	0	0	0	0	0	0	2	0	0	0	0	0
DJI	9	0	0	0	9	0	0	0	0	0	0	0
EGY	362	0	0	13	49	14	426	0	0	9	57	32
IRN	170	0	0	3	6	0	113	0	0	3	0	0
IRQ	658	0	0	28	102	6	693	0	0	13	98	24
JOR	30	0	0	0	2	0	2	0	0	0	0	0
KUW	78	0	0	0	0	0	8	0	0	0	0	2
LEB	210	0	0	11	2	20	92	0	0	2	3	39
LIB	0	0	0	0	0	0	4	0	0	0	0	1
MOR	82	0	0	1	7	7	70	0	0	0	6	5
OMA	102	0	0	1	7	2	94	0	0	1	18	13
PAK	2505	5	0	181	525	0	3510	2	0	211	862	0
PAL	0	0	0	0	0	0	0	0	0	0	0	0
QAT	0	0	0	0	0	0	0	0	0	0	0	0
SAA	0	0	0	0	0	0	0	0	0	0	0	0
SOM	930	0	1	50	110	0	1020	0	0	36	109	36
SUD	228	0	0	0	18	19	361	0	0	5	22	60
SYR	679	0	0	9	17	0	551	0	60	3	10	6
TUN	20	0	0	0	1	1	24	0	0	0	1	1
UAE	0	0	0	0	0	0	2	0	0	0	0	0
YEM	1723	0	2	37	277	1	1720	0	0	43	114	650
EMR	9239	13	3	461	1475	70	10092	3	60	411	1638	935

Table 4 (B): Most recent wild contacts in EMRO, 2016 - 2017

Year	Country	Data	
		Count of wild contacts	Date of Most Recent stool collection
2016	Pakistan	4	08-10-16
	Afghanistan	3	04-04-16
2016 Total		7	08-10-16
2017	Pakistan	2	04-12-17
	Afghanistan	1	21-05-17
2017 Total		3	04-12-17

Table 4 (C): Number and distribution by district of -ve index AFP cases identified as wild positive by contact in EMR, 2016-2017

YEAR	COUNTRY	PROVINCE	DISTRICT	COUNT	First case	Last case
2016	AFG	KUNAR	SHIGAL WA SHEL TAN	1	26-02-16	26-02-16
		HILMAND	NAWZAD	1	23-01-16	23-01-16
		PAKTIKA	BERMEL	1	01-09-16	01-09-16
	AFG Total			3	23-01-16	01-09-16
	PAK	KHYBER PAKHTOON	KOHISTAN	1	03-09-16	03-09-16
		SINDH	BADIN	1	10-10-16	10-10-16
PAK Total			2	03-09-16	10-10-16	
2017	AFG	HILMAND	NAWZAD	1	16-04-17	16-04-17
		AFG Total			1	16-04-17



Table 5: Laboratory investigation of AFP cases with paralysis onset in 2017 up to Week (52/17) / Ending on : (31/12/2017)

Country	Polio laboratories Sequencing performed by EGY, PAK, TUN, CDC and RIVM laboratories	AFP cases with specimens	Preliminary virus isolation results of AFP cases						Poliovirus intratypic differentiation results #										Indicators				Latest report Date			
			Referred for ITD		NPEV only	Negative	Pending		Type 1			Type 2			Type 3			Discordant pending sequence	NPEV by PCR	Non-EV	Pending ITD	% specimens positive for NPEV*		% AFP cases with culture results within 14 days	% AFP cases with ITD results within 7 days	% AFP cases with ITD results within 45 days of onset**
			L20B+	L20B+/NPEV			received < / = 14 days	received > 14 days ago	Wild	Sabin	VDPV	Wild	Sabin	VDPV	Wild	Sabin	VDPV									
Afghanistan	RRL Pakistan	2963	240	35	663	1882	127	16	12	184						200	1	3			21%	99%	98%	98%	01/01/2018	
Bahrain	PNL Oman	16			1	15															5%	100%		69%	26/12/2017	
Djibouti	NPL Kenya	4						4																	10/04/2017	
Egypt***	RRL Egypt	1215	21	5	174	956	41	18		12			1		8			7	2		12%	100%	100%	99%	28/12/2017	
Iran	NPL Iran	783	11		6	740	22	4		6					9						1%	99%	100%	99%	30/12/2017	
Iraq	RRL Egypt	673	18		92	526	23	15		11					14						14%	100%	100%	100%	28/12/2017	
Jordan	RRL EGYPT	116	1		6	103	6								3						7%	100%	100%	75%	31/12/2017	
Kuwait	RRL Kuwait	73			4	63	3	3													4%	96%		99%	21/12/2017	
Lebanon	NPL Jordan	71	1		5	64	1														7%	100%		100%	31/12/2017	
Libya	RRL Tunisia	79	1		6	67		5		1					1						7%	100%	100%	95%	30/11/2017	
Morocco	NPL Morocco	115			7	103	4	1													6%	82%		92%	29/12/2017	
Oman	NPL Oman	38			7	30	1														22%	97%		95%	26/12/2017	
Pakistan	RRL Pakistan	9155	477	47	2218	6408		1	8	294			9		367			7			20%	99%	99%	97%	01/01/2018	
Palestine & UNRWA		41			11	26	1	3													30%	31%		100%	31/12/2017	
Qatar	NPL Oman	18			2	16															11%	100%		100%	26/12/2017	
Saudi Arabia	NPL Oman	244	1		36	185		22													13%	99%		100%	27/12/2017	
Somalia	NPL Kenya	339	21	4	45	257	3	9		15					20						15%	23%		100%	31/12/2017	
Sudan	RRL Egypt	561	9		66	470	13	4		4					3			1			11%	100%	100%	100%	31/12/2017	
Syria	RRL Egypt	331	47	1	12	263	6	2		3			1	33 *	8		21				4%	100%	100%	77%	28/12/2017	
Tunisia	RRL Tunisia	60			5	55															7%	100%		98%	30/11/2017	
U.A.E	NPL Oman	54	2		3	47	2			2					2						6%	100%	100%	63%	26/12/2017	
Yemen	RRL Egypt	204	20	3	28	153				11					18			2			12%	100%	100%	37%	28/12/2017	
Total EMR 2017		17153	870	95	3397	12429	253	107	20	543			10	34	653		22	20	2		17%	98%	99%	96%		
Total EMR 2016		15747	823	93	2781	12035		12	28	482			86	6	565	1	2	23	3	4	15%	95%	98%	94%		

* Specimens from all sources including non-AFP cases, excluding environmental samples

***41 cVDPV2 were isolated from Syria by other Global Polio Laboratories Network (GPLN)**

** This indicator reflects surveillance and laboratory activities

Syria reported a total of 74 cVDPV2 cases in 2017 out of which 8 were identified by positive contacts



Table 6: Environmental isolate by year and type

Country	Status	2010	2011	2012	2013	2014	2015	2016	2017
AFG	NEGATIVE				9	78	129	183	254
	PENDING								21
	WILD					17	20	2	30
AFG Total					9	95	149	185	305
EGY	NEGATIVE	416	447	412	472	452	412	528	498
	PENDING								21
	WILD				2				
	VDPV1				1	1			
	VDPV2				7	3	2	3	1
EGY Total		416	447	422	475	455	415	529	519
IRN	NEGATIVE								3
	PENDING								0
IRN Total									3
JOR	NEGATIVE							2	29
	PENDING								2
JOR Total								2	31
LEB	NEGATIVE							4	24
	PENDING								2
LEB Total								4	26
PAK	NEGATIVE	77	68	151	257	237	347	462	484
	PENDING								45
	WILD	79	136	88	63	125	79	59	96
	WILD & VDPV2				2	6	5	3	1
	VDPV2					4	8	5	4
PAK Total		156	204	239	322	372	439	529	630
SOM	NEGATIVE								10
	PENDING								12
	VDPV2								2
SOM Total									24
EMR	NEGATIVE	493	515	563	738	767	888	1179	1302
	PENDING								103
	WILD	79	136	90	63	142	99	61	126
	WILD & VDPV2				2	6	5	3	1
	VDPV1				1	1			0
VDPV2				7	3	6	11	6	6
EMR Total		572	651	661	806	922	1003	1249	1538

Table 7: Environmental Wild/VDPV isolate by site

Year	Country	Status	Province	District	Count	First date	Last date	
2016	AFG	WILD1	HILMAND	NAHR-E-SARAJ	1	23-Dec	23-Dec	
				JALALABAD	1	26-Dec	26-Dec	
	AFG Total					2	23-Dec	26-Dec
	EGY	VDPV2	SOUTH SINIA	EL TUR	1	15-Mar	15-Mar	
	EGY Total					1	15-Mar	15-Mar
	PAK	WILD1	BALOCHISTAN	KABDULLAH	6	15-Jan	2-Dec	
					PISHIN	4	2-Aug	16-Sep
					QUETTA	11	12-Feb	20-Nov
					DIKHAN	1	16-Jul	16-Jul
					PESHAWAR	10	11-Jan	10-Dec
					DERA GHAZI KHA	1	12-May	12-May
					FAISALABAD	2	3-Feb	2-Jul
					LAHORE	3	5-Aug	18-Oct
					MULTAN	2	8-Nov	8-Dec
					RAWALPINDI	4	14-Apr	10-Dec
					HYDERABAD	1	5-Jan	5-Jan
					JACOBABAD	3	4-Feb	16-Aug
					KHIBALDIA	1	14-Jul	14-Jul
					KHIGADAP	4	27-Jan	9-Mar
	KHIGIQBAL	2	18-Jan	15-Mar				
KHILANDHI	1	14-Dec	14-Dec					
SUKKUR	3	12-Jan	19-Mar					
WILD1+VDPV2	BALOCHISTAN	QUETTA	3	20-Oct	12-Dec			
			4	20-Jun	28-Dec			
VDPV2	BALOCHISTAN	QUETTA	4	20-Jun	28-Dec			
	SINDH	HYDERABAD	1	11-Jul	11-Jul			
PAK Total					67	5-Jan	28-Dec	
2016 Total					70	5-Jan	28-Dec	
2017	AFG	WILD1	HILMAND	LASHKARGAH	5	26-Apr	5-Oct	
				KABUL	1	25-Oct	25-Oct	
				KANDAHAR	15	26-Jan	6-Dec	
				BEHSUD	2	24-Sep	26-Nov	
				JALALABAD	7	24-Jan	25-Nov	
	AFG Total					30	24-Jan	6-Dec
	PAK	WILD1	BALOCHISTAN	KABDULLAH	12	1-Jan	15-Oct	
					LORALAI	3	17-Sep	17-Nov
					PISHIN	5	2-Jan	2-Oct
					QUETTA	11	1-Jan	12-Oct
					CDA	5	10-Feb	10-Jul
					PESHAWAR	7	10-Jan	10-Nov
					MULTAN	1	9-Jan	9-Jan
					RAWALPINDI	8	10-Jan	10-Oct
					JACOBABAD	3	11-Aug	9-Nov
					KAMBAR	1	15-Aug	15-Aug
					KHIBALDIA	1	8-Aug	8-Aug
					KHIGADAP	19	9-Jan	13-Nov
					KHIGIQBAL	6	3-Feb	10-Oct
					KHIGORANGI	1	16-Oct	16-Oct
KHILANDHI					6	16-Mar	16-Nov	
KHISITE	5	7-Aug	4-Dec					
SUKKUR	2	11-Apr	19-Sep					
WILD1+VDPV2	BALOCHISTAN	KABDULLAH	1	15-Jul	15-Jul			
			1	2-May	2-May			
VDPV2	BALOCHISTAN	PISHIN	1	2-May	2-May			
		QUETTA	3	3-Apr	29-May			
PAK Total					101	1-Jan	4-Dec	
SOM	VDPV2	BANADIR	WABERI	2	22-Oct	2-Nov		
SOM Total					2	22-Oct	2-Nov	
2017 Total					133	1-Jan	6-Dec	



Figure 1: Non Polio AFP Rate and Wild Virus in EMR 01/01/2017 - 31/12/2017

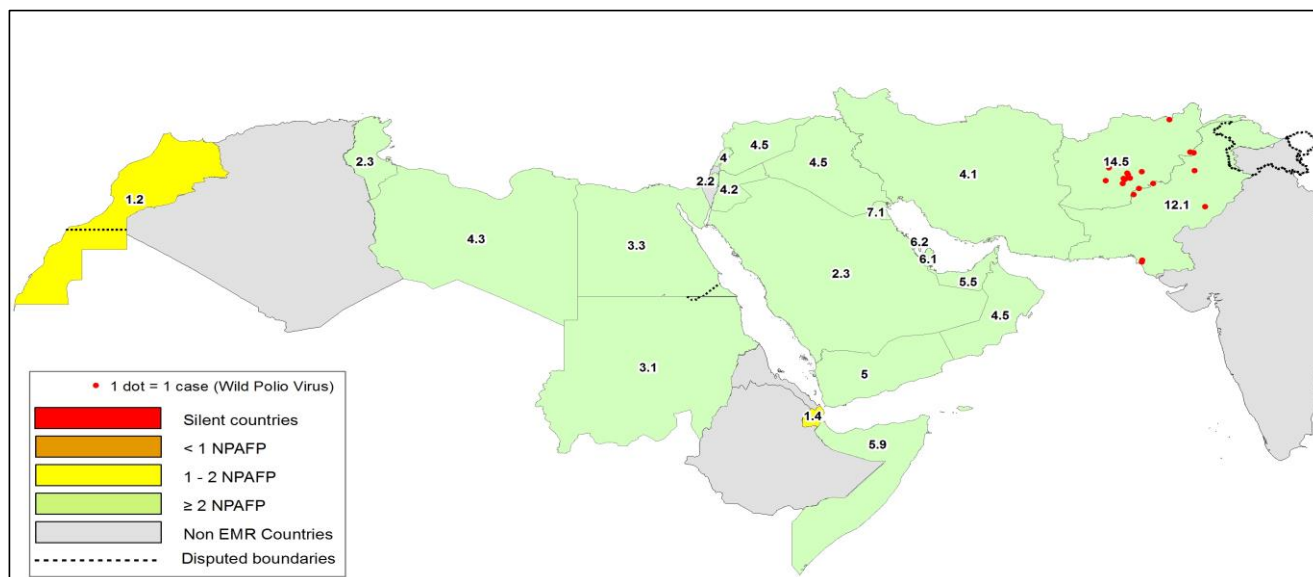


Figure 2: Percent of AFP cases with Adequate Samples & Compatible Cases in EMR 01/01/2017 - 31/12/2017

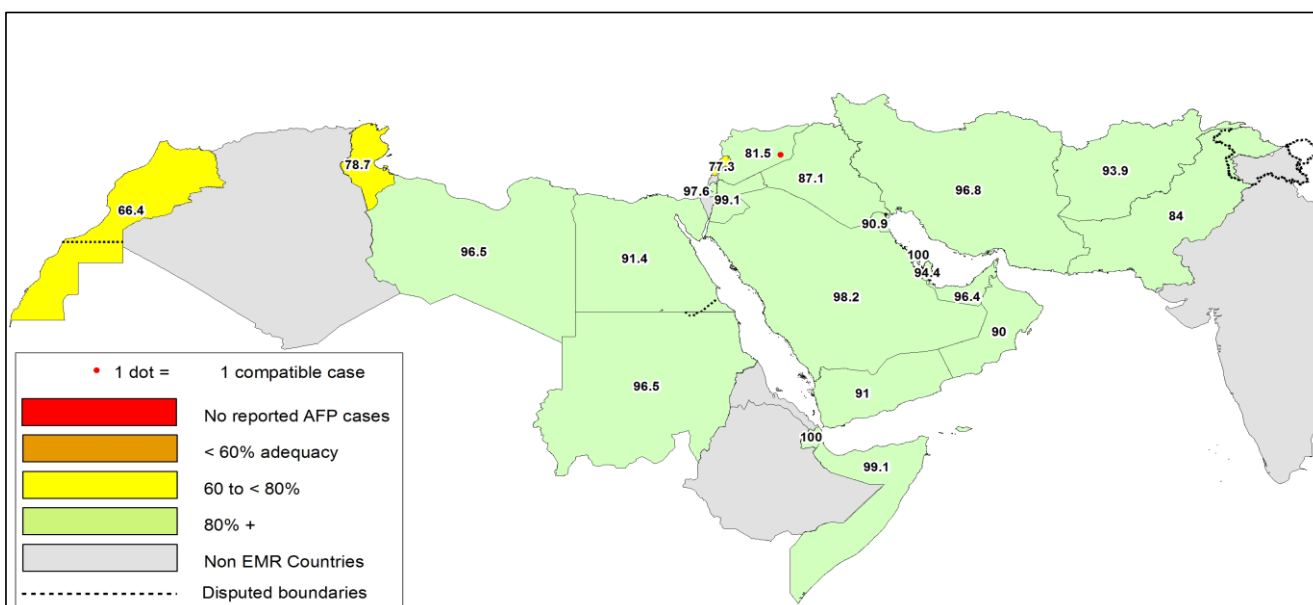


Table 8: Wild polio cases by country and date of onset of paralysis in EMR, 2016 - 2017

Year	COUNTRY	P1		
		Count	First Case	Last Case
2017	AFG	13	13-01-17	03-12-17
	PAK	8	28-01-17	15-11-17
2017 Total		21	13-01-17	03-12-17
2016	AFG	13	23-01-16	16-12-16
	PAK	20	17-01-16	22-12-16
2016 Total		33	17-01-16	22-12-16

Last reported wild Polio P3 from Pakistan with date of onset 18/04/2012



Figure 3: Non Polio AFP rate by Province in Afghanistan & by District in Pakistan 01/01/2017 - 31/12/2017

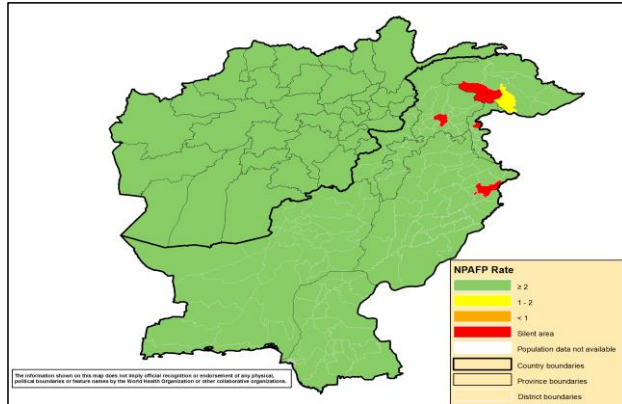


Figure 4: Percent of AFP cases with Adequate Samples in Afghanistan by Province & Pakistan by District 01/01/2017 - 31/12/2017

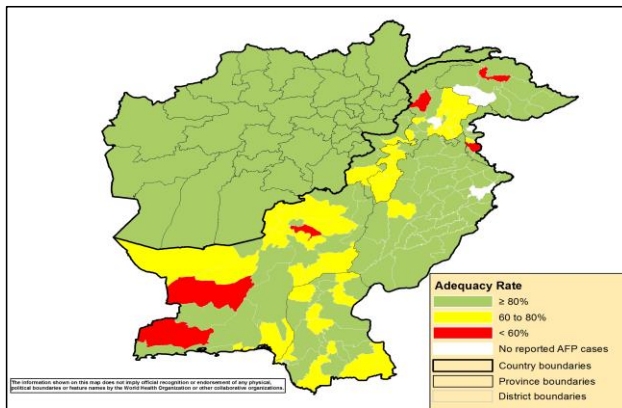
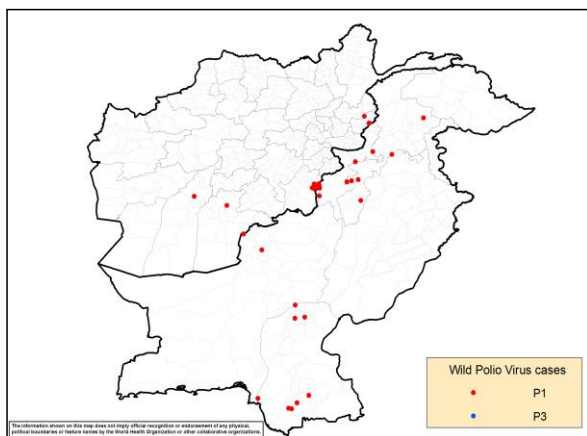


Figure 5: Wild Virus Cases by Type & District in Afghanistan & Pakistan

5a: 01/01/2016 - 31/12/2016



5b: 01/01/2017 - 31/12/2017

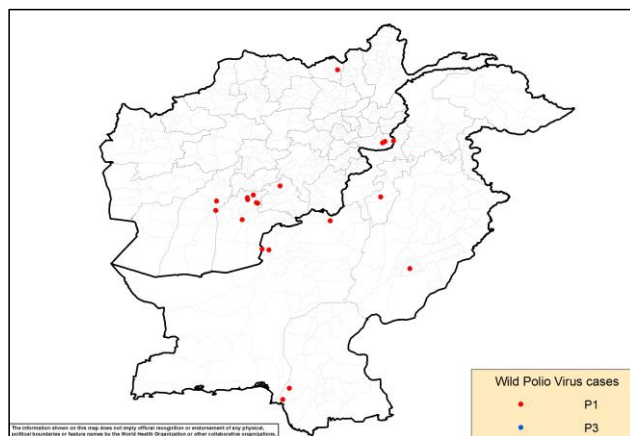




Table 9: Wild Polio cases by district and date of onset of paralysis, Afghanistan 2016-2017

ONSETYR	PROVINCE	DISTRICT	Count	First case	Last case
2017	KANDAHAR	SHAHWALIKOT	5	19-06-17	03-12-17
		KANDAHAR	1	13-01-17	13-01-17
	NANGARHAR	MUHMAND DARA	1	05-11-17	05-11-17
		BATIKOT	2	15-09-17	11-10-17
	ZABUL	ARGHANDAB (Z)	1	10-07-17	10-07-17
	HILMAND	NAWZAD	1	16-04-17	16-04-17
NAHR-E-SARAJ		1	21-01-17	21-01-17	
	KUNDUZ	DASHT-E-ARCHI	1	21-02-17	21-02-17
2017 Total			13	13-01-17	03-12-17
2016	PAKTIKA	BERMEL	7	02-08-16	16-12-16
	KUNAR	SHIGAL WA SHEL TAN	4	01-02-16	29-05-16
	KANDAHAR	SHAHWALIKOT	1	04-04-16	04-04-16
	HILMAND	NAWZAD	1	23-01-16	23-01-16
2016 Total			13	23-01-16	16-12-16

Table 10: Wild Polio cases by district and date of onset of paralysis, Pakistan 2016-2017

ONSETYR	PROVINCE	DISTRICT	Count	First case	Last case
2017	BALOCHISTAN	ZHOB	1	15-11-17	15-11-17
		KABDULAH	2	11-06-17	13-11-17
	SINDH	KHIGADAP	1	09-11-17	09-11-17
		KHIGIQBAL	1	11-08-17	11-08-17
	KHYBER PAKHTOON	LAKKIMRWT	1	21-08-17	21-08-17
	GILGIT BALTISTAN	DIAMER	1	13-02-17	13-02-17
	PUNJAB	LODHRAN	1	28-01-17	28-01-17
2017 Total			8	28-01-17	15-11-17
2016	BALOCHISTAN	KABDULAH	1	22-12-16	22-12-16
		QUETTA	1	01-02-16	01-02-16
	SINDH	SUJAWAL	2	03-09-16	03-11-16
		BADIN	2	10-10-16	16-10-16
		SHIKARPUR	2	05-03-16	12-04-16
		JACOBABAD	1	10-02-16	10-02-16
		KHIGADAP	1	17-01-16	17-01-16
		KHYBER PAKHTOON	KOHISTAN	1	03-09-16
	DIKHAN		1	06-06-16	06-06-16
	BANNU		3	22-03-16	26-04-16
	PESHAWAR		1	12-02-16	12-02-16
	HANGU		1	09-02-16	09-02-16
	NOWSHERA		1	22-01-16	22-01-16
		FATA	WAZIR-S	2	18-06-16
2016 Total			20	17-01-16	22-12-16

Table 11: Circulating VDPV cases and date of onset of paralysis in EMR countries by districts 2016-2017

Year	COUNTRY	PROVINCE	DISTRICT	cVDPV2		
				Count	First Case	Last Case
2016	PAK	BALOCHISTAN	QUETTA	1	17-12-16	17-12-16
			PAK Total	1	17-12-16	17-12-16
2016 Total				1	17-12-16	17-12-16
2017	SYR	HOMS	TADMOUR	1	10-07-17	10-07-17
		DEIR_AL_ZOUR	DEIR ALZOUR	1	30-06-17	30-06-17
		DEIR_AL_ZOUR	BOKAMAL	12	25-06-17	21-09-17
		DEIR_AL_ZOUR	MAYADEEN	58	05-03-17	09-09-17
		RAQUA	THAWRA	1	16-06-17	16-06-17
		RAQUA	TALABYAD	1	25-04-17	25-04-17
SYR Total				74	05-03-17	21-09-17
2017 Total				74	05-03-17	21-09-17



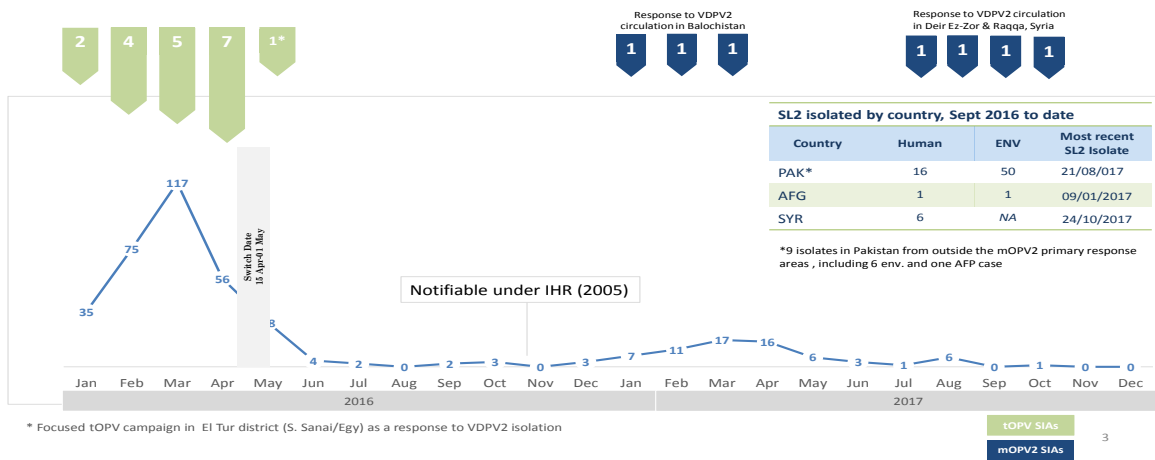
Table 12: VDPV2 and Sabin Like 2 isolates, EMRO countries 2016 - 2017

Country	Source	Poliovirus type 2 by month																									
		2016												2017													
		May	Jun	Jul	Aug	Sep	Oct	Nov	Dec	Jan	Feb	Mar	Apr	May	Jun	Jul	Aug	Sep	Oct	Nov	Dec						
		V2	S2	V2	S2	V2	S2	V2	S2	V2	S2	V2	S2	V2	S2	V2	S2	V2	S2	V2	S2	V2	S2				
AFG	AFP	1						1	1																		
	Contact	1																									
	ENV										1																
	Others*																										
BAH	AFP																										
	Contact																										
	ENV																										
	Others*																										
DJI	AFP																										
	Contact																										
	ENV																										
	Others*																										
EGY	AFP	1										1															
	Contact																										
	ENV	8																									
	Others*	1		1																							
IRN	AFP	1								1																	
	Contact																										
	ENV																										
	Others*																										
IRQ	AFP									1																	
	Contact												1														
	ENV																										
	Others*																										
JOR	AFP																										
	Contact																										
	ENV																										
	Others*																										
KWT	AFP																										
	Contact																										
	ENV																										
	Others*																										
LEB	AFP																										
	Contact																										
	ENV																										
	Others*																										
LIB	AFP																										
	Contact																										
	ENV																										
	Others*																										
MOR	AFP																										
	Contact																										
	ENV																										
	Others*																										
OMA	AFP																										
	Contact																										
	ENV																										
	Others*																										
PAK	AFP	3				1				1	2	1		5	1			1									
	Contact	1												1	2												
	ENV	9	1	3	1	1		1	1	2	1	3		5	9	11	1	10	3	6	3	1	1				
	Others*															2											
PNA	AFP																										
	Contact																										
	ENV																										
	Others*				1																						
QAT	AFP																										
	Contact																										
	ENV																										
	Others*																										
SAA	AFP																										
	Contact																										
	ENV																										
	Others*																										
SUD	AFP																										
	Contact																										
	ENV																										
	Others*																										
SOM	AFP			1		1				1																	
	Contact																										
	ENV																					1	1				
	Others*																										
SYR	AFP	1											2	4	15	12	8	22	2	3							
	Contact													2	1	18	12	4	21	3	1						
	ENV																										
	Others*																2	2	1				1				
TUN	AFP																										
	Contact																										
	ENV																										
	Others*																										
UAE	AFP																										
	Contact																										
	ENV																										
	Others*																										
YEM	AFP	1	1**																								
	Contact	1	1**																								
	ENV																										
	Others*																										
EMR	AFP	8	1	1		1		2	1	1	1	1	1	3	1	1	1	2	5	4	1	15	12	8	22	3	3
	Contact	3	1																								
	ENV	17	1	3	1	1		1	1	1	2	1	3		6	9	11	1	10	3	6		3	1	1	2	3
	Others*	1				1	1																	2	2	1	

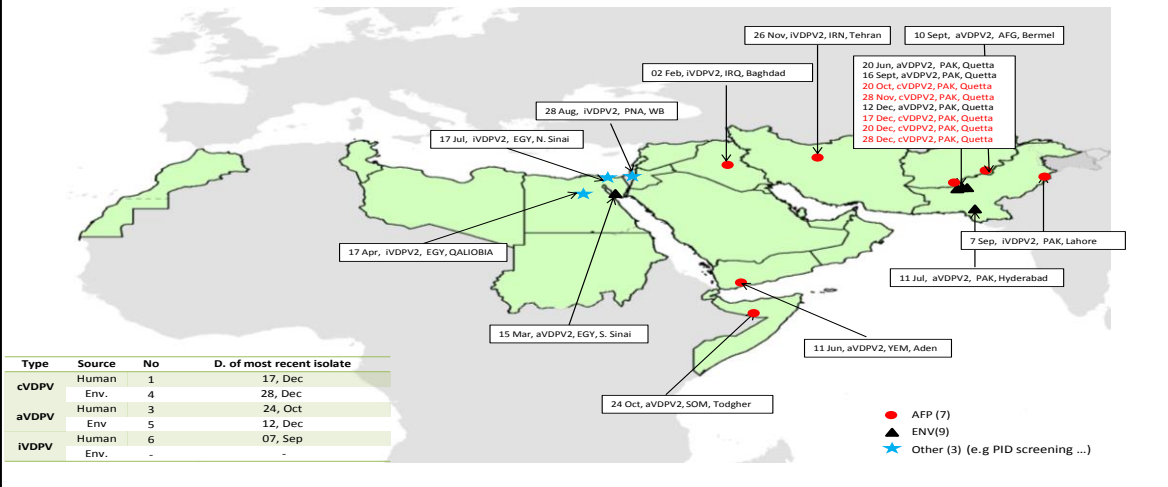
VDPV2 SL2
 *Other: Healthy children, PIDs
 ** VDP2 isolated from index and contact at the sam



Sabin Like Type-2 Poliovirus Isolates (H & E) EMR, 2016 -17



VDPV2 isolates, EMR countries, 2016



VDPV2 isolates, EMR countries, 2017

