



AFP SURVEILLANCE

15-Feb-16

Week 06, ending 14 February 2016

Number 906

Table 1: Acute Flaccid Paralysis (AFP) cases by week of onset

Country	Reported AFP cases by week of onset - Week (06/16) / Ending on : 14/02/2016														
	Total AFP 2014	Total AFP 2015	Total AFP to date, 2016	W 48 29 Nov 15	W 49 06 Dec 15	W50 13 Dec 15	W51 20 Dec 15	W52 27 Dec 15	W53 03 Jan 16	W01 10 Jan 16	W02 17 Jan 16	W03 24 Jan 16	W04 31 Jan 16	W05 07 Feb 16	W06 14 Feb 16
Afghanistan	2421	2738	292	52	49	52	53	41	49	55	55	68	42	31	7
Bahrain	16	19	3	1	0	0	0	3	1	1	1	0	0	1	0
Djibouti	3	3	1	0	0	0	0	0	0	0	0	0	1	0	0
Egypt	1000	1046	108	15	24	22	25	22	30	21	22	17	17	15	2
Iran	753	780	85	18	16	16	27	14	11	18	30	11	12	6	1
Iraq	590	520	85	18	17	14	9	13	9	25	20	13	9	11	
Jordan ****	62	90	6	2	1	2	4	3	2	0	1	3	0		
Kuwait	32	32	2	1	0	1	1	1	1	0	1	0	0	0	1
Lebanon ****	50	113	6	3	2	2	2	2	1	2	1	0	2	1	0
Libya	43	54	3	2	0	1	0	0	1	0	0	2	0		
Morocco	103	77	5	2	3	0	3	2	0	1	0	2	1	1	0
Oman	34	39	8	0	0	2	0	4	3	0	3	3	2	0	0
Pakistan	5369	5745	421	111	124	103	87	88	101	138	98	75	42	13	
Palestine ****	21	38	6	0	2	0	1	1	2	0	3	1	1	0	0
Qatar	7	11	0	0	0	0	0	0	0	0	0	0	0	0	0
Saudi Arabia	227	254	14	4	7	11	5	1	4	2	4	5	3	0	0
Somalia	420	281	16	1	6	1	8	1	0	4	4	4	4	0	
Sudan	442	436	33	7	6	6	14	10	11	4	7	5	7	5	
Syria ****	306	235	19	3	5	5	2	6	4	5	4	2	3	2	
Tunisia	44	64	5	1	2	2	2	2	2	1	3	1	0	0	
U.A.E	25	31	6	1	0	1	0	1	1	2	1	2	0	0	0
Yemen	578	536	87	15	22	18	14	15	19	21	14	19	9	13	1
<b>Total EMR</b>	<b>12546</b>	<b>13142</b>	<b>1211</b>	<b>257</b>	<b>286</b>	<b>259</b>	<b>257</b>	<b>230</b>	<b>252</b>	<b>300</b>	<b>272</b>	<b>233</b>	<b>155</b>	<b>99</b>	<b>12</b>

No data = No report received

Table 2: Confirmed polio cases by month of onset

Country	Total year 2014	Total year 2015	14/02		Confirmed polio cases by month of onset											
			2015	2016	March 2015	April 2015	May 2015	June 2015	July 2015	August 2015	September 2015	October 2015	November 2015	December 2015	January 2016	February 2016
Afghanistan	28	20	1	0	0	2	1	2	1	3	3	4	2	1		
Bahrain	0	0	0	0	0	0	0	0	0	0	0	0	0	0		
Djibouti	0	0	0	0	0	0	0	0	0	0	0	0	0	0		
Egypt	0	0	0	0	0	0	0	0	0	0	0	0	0			
Iran	0	0	0	0	0	0	0	0	0	0	0	0	0	0		
Iraq	2	0	0	0	0	0	0	0	0	0	0	0	0			
Jordan ****	0	0	0	0	0	0	0	0	0	0	0	0	0	0		
Kuwait	0	0	0	0	0	0	0	0	0	0	0	0	0	0		
Lebanon ****	0	0	0	0	0	0	0	0	0	0	0	0	0	0		
Libya	0	0	0	0	0	0	0	0	0	0	0	0				
Morocco	0	0	0	0	0	0		0	0	0	0	0	0	0		
Oman	0	0	0	0	0	0	0	0	0	0	0	0	0	0		
Pakistan	306	54	17	1	2	1	2	4		5	4	4	9	3	1	
Palestine ****	0	0	0	0	0	0	0	0	0	0	0	0	0	0		
Qatar	0	0	0	0	0	0	0	0	0	0	0	0	0	0	0	
Saudi Arabia	0	0	0	0	0	0	0	0	0	0	0	0				
Somalia	5	0	0	0	0	0	0	0	0	0	0	0				
Sudan	0	0	0	0	0	0	0	0	0	0	0	0	0	0		
Syria ****	1	0	0	0	0	0	0	0	0	0	0	0	0			
Tunisia	0	0	0	0	0	0	0	0	0	0	0	0	0			
U.A.E	0	0	0	0	0	0	0	0	0	0	0	0	0	0		
Yemen	0	0	0	0	0	0	0	0	0	0	0					
<b>Total EMR</b>	<b>342</b>	<b>74</b>	<b>18</b>	<b>1</b>	<b>2</b>	<b>3</b>	<b>3</b>	<b>6</b>	<b>1</b>	<b>8</b>	<b>7</b>	<b>8</b>	<b>11</b>	<b>4</b>	<b>1</b>	<b>0</b>

\*\*\*\* UNRWA cases are included with those of country of residence



Table 3: Investigation of AFP cases with paralysis onset in 2015 &amp; 2016 up to Week (06/16) / Ending on : 14/02/2016)

COUNTRY	2015												2016												Latest line List Date		
	AFP										Specimen	Wild cases ****		AFP										Specimen		Wild cases ****	
	Total AFP cases onset 2015	Case classification					Non polio AFP rate **	AFP cases pending classification > 90 days from onset of paralysis	AFP cases pending classification and lab > 90 days from onset of paralysis	% with *** adequate specimens	Wild P1 Poliovirus	Wild P3 Poliovirus	Total AFP cases onset 2016	Case classification					Annualized Non polio AFP rate **	AFP cases pending classification > 90 days from onset of paralysis	AFP cases pending classification and lab > 90 days from onset of paralysis	% with *** adequate specimens	Wild P1 Poliovirus	Wild P3 Poliovirus			
		Total Confirmed Polio Cases *	Polio Compatible	Pending Classification	Discarded (non polio AFP)	VDPV								Total Confirmed Polio Cases *	Polio Compatible	Pending Classification	Discarded (non polio AFP)	VDPV									
Afghanistan	2738	20	3	48	2667	0	13.8	11	1	92.9	20	0	292	0	0	124	168	0	12.0	0	0	95.9	0	0	14/02/2016		
Bahrain	19	0	0	4	15	0	7.0	0	0	94.7	0	0	3	0	0	3	0	0	9.0	0	0	66.7	0	0	14/02/2016		
Djibouti	3	0	0	0	3	0	1.0	0	0	66.7	0	0	1	0	0	1	0	0	2.7	0	0	100.0	0	0	14/02/2016		
Egypt	1046	0	0	10	1036	0*	3.0	0	0	94.2	0	0	108	0	0	63	45	0	2.5	0	0	75.0	0	0	11/02/2016		
Iran	780	0	0	0	779	1	4.3	0	0	96.9	0	0	85	0	0	17	68	0	3.7	0	0	98.8	0	0	14/02/2016		
Iraq	520	0	0	33	486	2	3.6	11	0	81.9	0	0	85	0	0	40	45	0	4.7	0	0	81.2	0	0	13/02/2016		
Jordan	90	0	0	22	68	0	3.2	6	0	93.3	0	0	6	0	0	6	0	0	1.8	0	0	100.0	0	0	03/02/2016		
Kuwait	32	0	0	0	32	0	3.7	0	0	96.9	0	0	2	0	0	1	1	0	1.9	0	0	50.0	0	0	14/02/2016		
Lebanon	113	0	0	8	105	0	5.2	7	0	84.1	0	0	6	0	0	3	3	0	2.3	0	0	100.0	0	0	15/02/2016		
Libya	54	0	0	5	49	0	2.6	1	1	94.4	0	0	3	0	0	3	0	0	1.2	0	0	100.0	0	0	06/02/2016		
Morocco	77	0	0	17	60	0	0.7	15	1	58.4	0	0	5	0	0	4	1	0	0.4	0	0	60.0	0	0	15/02/2016		
Oman	39	0	0	0	39	0	4.5	0	0	89.7	0	0	8	0	0	8	0	0	6.6	0	0	75.0	0	0	14/02/2016		
Pakistan	5745	54	3	138	5546	4	7.3	71	9	87.7	54	0	421	1	0	119	301	0	4.4	0	0	93.3	1	0	13/02/2016		
Palestine	38	0	0	3	35	0	2.2	0	0	92.1	0	0	6	0	0	6	0	0	2.6	0	0	83.3	0	0	14/02/2016		
Qatar	11	0	0	0	11	0	3.7	0	0	72.7	0	0	0	0	0	0	0	0	0.0	0	0		0	0	14/02/2016		
Saudi Arabia	254	0	0	33	221	0	2.7	0	0	97.6	0	0	14	0	0	14	0	0	1.2	0	0	100.0	0	0	14/02/2016		
Somalia	281	0	1	11	269	0	4.9	4	0	96.1	0	0	16	0	0	12	4	0	2.2	0	0	100.0	0	0	12/02/2016		
Sudan	436	0	0	0	436	0	2.6	0	0	97.2	0	0	33	0	0	13	20	0	1.6	0	0	100.0	0	0	13/02/2016		
Syria	235	0	0	3	232	0	3.0	0	0	90.2	0	0	19	0	0	9	10	0	2.0	0	0	100.0	0	0	11/02/2016		
Tunisia	64	0	0	6	58	0	2.4	0	0	87.5	0	0	5	0	0	2	3	0	1.5	0	0	80.0	0	0	12/02/2016		
U.A.E	31	0	0	0	31	0	3.0	0	0	90.3	0	0	6	0	0	3	3	0	4.8	0	0	100.0	0	0	14/02/2016		
Yemen	536	0	0	190	346	0	4.1	77	59	90.7	0	0	87	0	0	87	0	0	5.5	0	0	95.4	0	0	14/02/2016		
EMR	13142	74	7	531	12524	7	5.4	203	71	90.4	74	0	1211	1	0	538	672	0	4.0	0	0	92.1	1	0			
2014	12546	342	59	0	12116	30	4.9	0	0	90.7	342	0															

\* Confirmed polio cases refer to wild isolation from AFP cases or from contacts of negative index AFP cases

\*\* Non-polio AFP per 100,000 children &lt;15 years

\*\*\* Adequate here refers to two stool specimens collected at least 24 hours apart, within 14 days of paralysis onset

\*\*\*\* AFP cases co infected with P1 and P3 are counted separately as wild isolates

\* Advance notification of a new VDPV2 in Egypt in 2015 from Cairo province, Helwan district, with date of onset 03/12/2015 was reported by CDC/VACSERA



## World Health Organization – Regional Office for Eastern Mediterranean

## AFP SURVEILLANCE

Week 06, ending 14 February 2016

15-Feb-16

Number 906

Table 4: Investigation of contacts of AFP cases with paralysis onset in 2016 up to Week (06/16) / Ending on : (14/02/2016)

Country	No. of AFP cases	No. of eligible AFP cases for contact sampling*	% of eligible AFP cases with contact samplings	% of eligible AFP cases with 3+ contacts	Total number of Contacts**	% of contacts under 5 years	% of contacts with specimens collected within 7 days of notification of index	% Contact specimens in lab within 3 days of collection	% Contact specimens positive for NPEV	% Contact specimens positive for Sabin like virus	No. of contacts positive for wild virus	% of wild polio virus isolation from contacts	No. of Contacts positive for VDPVs	No. of -ve index AFP cases identified positive by contact	No. of district identified infected from contacts
Afghanistan	292	12	16.7	16.7	34	82.4	91.2	72.2	33.3	11.1	0	0.0		0	0
Bahrain	3	1	0.0	0.0	0						0			0	0
Djibouti	1	0			0						0			0	0
Egypt	108	28	25.0	25.0	27	85.2	55.6	100.0	33.3	33.3	0	0.0		0	0
Iran	85	1	0.0	0.0	3	0.0	0.0	100.0	0.0	0.0	0	0.0		0	0
Iraq	85	16	56.3	50.0	89	68.5	28.1	94.7	10.5	0.0	0	0.0		0	0
Jordan	6	0			0						0			0	0
Kuwait	2	1	0.0	0.0	2	0.0	0.0	100.0	0.0	0.0	0	0.0		0	0
Lebanon	6	0			0						0			0	0
Libya	3	0			0						0			0	0
Morocco	5	2	0.0	0.0	0						0			0	0
Oman	8	2	0.0	0.0	0						0			0	0
Pakistan	421	28	57.1	57.1	83	89.2	33.7	96.3	18.5	14.8	0	0.0		0	0
Palestine	6	1	0.0	0.0	0						0			0	0
Qatar											0				0
Saudi Arabia	14	0			0						0			0	0
Somalia	16	0			46	91.3	100.0	69.2	23.1	7.7	0	0.0		0	0
Sudan	33	0			6	83.3	100.0				0			0	0
Syria	19	0			48	25.0	93.8	88.9	0.0	0.0	0	0.0		0	0
Tunisia	5	1	100.0	0.0	1	0.0	100.0				0			0	0
U.A.E.	6	0			0						0			0	0
Yemen	87	4	75.0	50.0	177	54.8	85.3				0			0	0
<b>Grand Total 2016</b>	<b>1211</b>	<b>97</b>	<b>39.2</b>	<b>36.1</b>	<b>516</b>	<b>66.3</b>	<b>67.4</b>	<b>88.5</b>	<b>14.5</b>	<b>6.1</b>	<b>0</b>	<b>0.0</b>		<b>0</b>	<b>0</b>
<b>Grand Total 2015</b>	<b>13142</b>	<b>1282</b>	<b>78.6</b>	<b>73.1</b>	<b>7496</b>	<b>73.9</b>	<b>62.8</b>	<b>47.7</b>	<b>17.9</b>	<b>5.1</b>	<b>8</b>	<b>0.1</b>	<b>2</b>	<b>5</b>	<b>3</b>

\* Eligible refers to AFP cases with inadequate stool specimens

\*\* Total number of contacts from eligible AFP cases and from other AFP cases as per with country criteria for contact sampling

## Last wild contacts in EMRO, 01/01/2015 - 14/02/2016

Year	Country	Count of wild contacts	Date of Most Recent stool collection
2015	Afghanistan	6	13/01/2016
	Pakistan	2	27/07/2015
<b>2015 Total</b>		<b>8</b>	<b>13/01/2016</b>

## Number and distribution by district of -ve index AFP cases identified as wild positive by contact in EMR, 2015

Year	COUNTRY	PROVINCE	DISTRICT	Count	First case	Last case
2015	AFG	FARAH	GULESTAN	1	23/04/2015	23/04/2015
			BAKWA	1	21/04/2015	21/04/2015
		KANDAHAR	SHAHWALIKOT	1	20/12/2015	20/12/2015
<b>AFG Total</b>				<b>3</b>	<b>21/04/2015</b>	<b>20/12/2015</b>
2015	PAK	KHYBER PAKHTOON	PESHAWAR	1	08/06/2015	08/06/2015
			TANK	1	25/01/2015	25/01/2015
<b>PAK Total</b>				<b>2</b>	<b>25/01/2015</b>	<b>08/06/2015</b>
<b>2015 Total</b>				<b>5</b>	<b>25/01/2015</b>	<b>20/12/2015</b>



**Table 5: Laboratory investigation of AFP cases with paralysis onset in 2016 up to Week (06/16) / Ending on : (14/02/2016)**

Country	Polio laboratories  Sequencing performed by CDC and RIVM laboratories	AFP cases with specimens	Preliminary virus isolation results of AFP cases						Poliovirus intratypic differentiation results #									Indicators				Latest report Date						
			Referred for ITD		NPEV only	Negative	Pending		Type 1			Type 2			Type 3			Discordant pending sequence	NPEV by PCR	Non-EV	Pending ITD		% specimens positive for NPEV*	% AFP cases with culture results within 14 days	% AFP cases with ITD results within 7 days	% AFP cases with ITD results within 45 days of onset**		
			L20B+	L20B+/NPEV			received < / = 14 days	received > 14 days ago	Wild	Sabin	VPV	Wild	Sabin	VPV	Wild	Sabin	VPV											
Afghanistan	RRL Pakistan	270	14	1	30	136	89			6			1			10							15%	100%	100%	100%	12/02/2016	
Bahrain	PNL Oman	2					1																0%	100%		100%	01/02/2016	
Djibouti	NPL Kenya	1					1																				14/02/2016	
Egypt***	RRL Egypt	100	1		9	57	30	3					1										11%	100%	100%	100%	14/02/2016	
Iran	NPL Iran	92	4		1	67	20			4						1							1%	99%	100%	100%	13/02/2016	
Iraq	RRL Egypt	83	3		4	47	26	3					1			1							13%	100%	100%	100%	11/02/2016	
Jordan	RRL Tunisia	8				6	2																0%	100%			14/02/2016	
Kuwait	RRL Kuwait	3	1			1	1													1			0%	100%		100%	14/02/2016	
Lebanon	NPL Jordan	4			1	3																	10%	100%			14/02/2016	
Libya	RRL Tunisia	3					3																				12/02/2016	
Morocco	RRL Tunisia	6				3	3																26%	100%		100%	13/02/2016	
Oman	NPL Oman	7			1			6															15%	100%		100%	01/02/2016	
Pakistan	RRL Pakistan	563	50	2	52	294	164	1	1	24			5			28				1			13%	100%	100%	100%	12/02/2016	
Palestine & UNRWA		6			1	3	2																25%	25%		100%	14/02/2016	
Qatar	NPL Oman																										01/02/2016	
Saudi Arabia	NPL Oman	22				5	12	5								1							0%	100%	100%	100%	08/02/2015	
Somalia	NPL Kenya	16		1		4	4	7												1			20%	25%		100%	12/02/2016	
Sudan	RRL Egypt	18			2	7		9															18%	100%			31/01/2016	
Syria	RRL Egypt	14				11		3															2%	100%			03/02/2016	
Tunisia	RRL Tunisia	6				6																	0%	100%		100%	12/02/2016	
U.A.E	NPL Oman	3						3																			01/02/2016	
Yemen	NPL Kenya	87					22	65																			14/02/2016	
<b>Total EMR 2016</b>		1314	73	4	101	651	379	106	1	34			8			41				1			6	12%	99%	100%	100%	
<b>Total EMR 2015</b>		12976	735	94	2283	9652	5	204	69	355			185	9		411				4	31	10	1	16%	93%	99%	95%	

\* Specimens from all sources including non-AFP cases, excluding environmental samples

\*\* This indicator reflects surveillance and laboratory activities



Environmental surveillance initiated in **Egypt** in September 2000 showed the following:

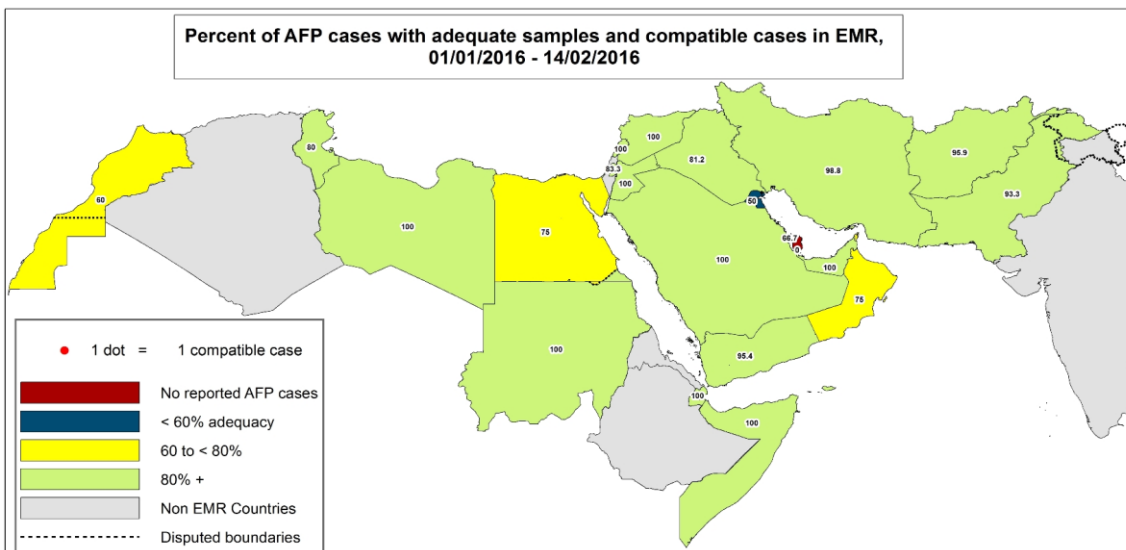
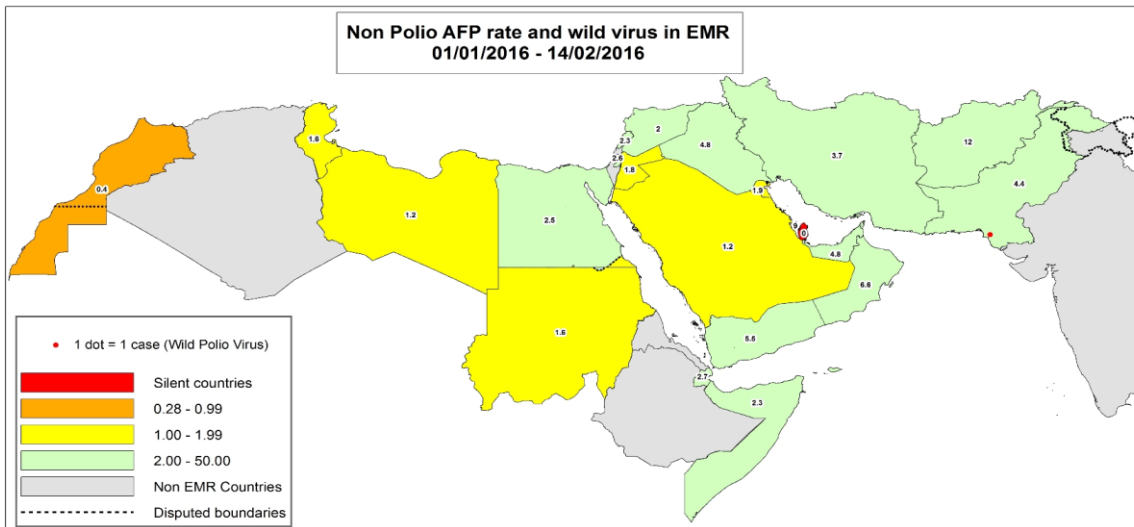
Result	2010	2011	2012	2013	2014	2015	2016
Negative	183	178	196	304	410	413	29
Pending							27
Wild			2				
VDPVP2			7	3	2	3	
VDPVP1			1		1		
Total	183	178	206	307	413	416	56

YEAR	Province	Site	Count	First date	Last Date
2015	VDPVP2	CAIRO	1	16/06/2015	16/06/2015
		GIZA	1	04/02/2015	04/02/2015
		HURGADA	1	26/05/2015	26/05/2015
	VDPVP2 Total		3	04/02/2015	16/06/2015

Environmental surveillance initiated in **Pakistan** in 2009 and **Afghanistan** in 2014 showed the following:

COUNTRY1	Status	2009	2010	2011	2012	2013	2014	2015	2016
AFG	Negative						9	78	127
	Pending							1	8
	Wild						17	20	
AFG Total							9	95	148
PAK	Negative	27	77	68	150	256	236	347	25
	Pending							1	28
	Wild	18	79	136	89	64	125	79	5
	Wild & VDPV2 VDPV2					2	6	5	
PAK Total		45	156	204	239	322	372	439	58

Year	COUNTR	Status	SITEDIST	SITENAME	Count	Wild	First date	Last date		
2015	AFG	Wild	KABUL	KARTI NAW	1		27/12/2015	27/12/2015		
			JALALABAD	SANGI QALA	2		23/11/2015	27/12/2015		
				RADOR BRIDGE	2		22/02/2015	21/09/2015		
			LASHKARGAH	BOLAN BRIDGE	3		25/01/2015	25/10/2015		
				RADIO MAHALLIE	4		22/02/2015	25/11/2015		
			ASADABAD	MANDACOOOL	1		25/10/2015	25/10/2015		
			BEHSUD	HADA FARM	1		25/10/2015	25/10/2015		
			NAHR-E-SARAJ	ZARAT BAGH	2		24/01/2015	19/09/2015		
				BARAN SARAI	1		19/09/2015	19/09/2015		
			KANDAHAR	KHANDAK	2		04/01/2015	26/08/2015		
				RAROBAT	1		26/01/2015	26/01/2015		
			AFG Total				20		04/01/2015	27/12/2015
			PAK	Wild	KHI.GADAP TOWN	BALDIA COMPOSITE	2		06/01/2015	04/02/2015
						SOHRAB GOTH	5		17/08/2015	22/12/2015
		MACHAR COLONY			6		11/05/2015	12/11/2015		
		KHAMISO GOTH			3		20/01/2015	17/11/2015		
	KHI.GULSHAN-E-IQBAL TOWN	CHAKORA NULLA			2		13/01/2015	05/05/2015		
		RASHID MINHAS RD LAY			4		02/03/2015	14/12/2015		
	RAWALPINDI	SAFDAR ABAD			1		10/10/2015	10/10/2015		
		DHOKE DALLAL			4		10/03/2015	14/12/2015		
	PESHAWAR	LARA MA			3		03/01/2015	24/08/2015		
		SHAHEEN TOWN			8		10/01/2015	11/12/2015		
	HYDERABAD	TULSIDAS PUMPING STATION			2		03/02/2015	03/12/2015		
	JACOBABAD	SADDAR PUMPING STATION			5		08/01/2015	04/11/2015		
	QUETTA	JAM-E-SALFIA			2		12/01/2015	12/10/2015		
		JATAK KILLI & TAKHTHANI BY PASS	6		28/01/2015	28/10/2015				
		SUR PUL	4		20/01/2015	20/09/2015				
LAHORE	MULTAN ROAD STATION	2		19/02/2015	19/06/2015					
	OUTFALL STATION-F	1		12/10/2015	12/10/2015					
	OUTFALL STATION-G	1		12/01/2015	12/01/2015					
	SUKKUR	MAKKA PUMPING STATION	2		06/01/2015	04/02/2015				
		MIANI PUMPING STATION	4		05/02/2015	11/09/2015				
	MULTAN	ALI TOWN	1		18/08/2015	18/08/2015				
		KOTLA ABDUL FATAH	2		28/07/2015	31/08/2015				
		SURAJ MIANI	1		08/04/2015	08/04/2015				
		CDA	SABZI MANDI	2		12/01/2015	17/08/2015			
	DIKHAN	MODC DRAIN	2		04/03/2015	04/08/2015				
ZAFAR ABAD DRAIN		1		05/05/2015	05/05/2015					
KABDULLAH	ARMY KAZIBA	2		01/03/2015	01/06/2015					
	HADI PACKET	1		15/01/2015	15/01/2015					
Wild & VDPV2	QUETTA	JAM-E-SALFIA	2		12/09/2015	12/12/2015				
		JATAK KILLI & TAKHTHANI BY PASS	1		28/03/2015	28/03/2015				
VDPV2	PESHAWAR	LARA MA	1		26/02/2015	26/02/2015				
	KHI.GADAP TOWN	SOHRAB GOTH	1		22/01/2015	22/01/2015				
	KHI.GULSHAN-E-IQBAL TOWN	RASHID MINHAS RD LAY	2		08/06/2015	07/07/2015				
	LAHORE	OUTFALL STATION-G	1		13/04/2015	13/04/2015				
KHI.GADAP TOWN	SOHRAB GOTH	2		23/02/2015	18/03/2015					
	MACHAR COLONY	3		14/01/2015	16/03/2015					
PAK Total				92		03/01/2015	22/12/2015			
2016	PAK	Wild	KHI.GULSHAN-E-IQBAL TOWN	RASHID MINHAS RD LAY	1		18/01/2016	18/01/2016		
			KABDULLAH	HADI PACKET	1		15/01/2016	15/01/2016		
			SUKKUR	MAKKA PUMPING STATION	1		12/01/2016	12/01/2016		
			PESHAWAR	SHAHEEN TOWN	1		11/01/2016	11/01/2016		
			HYDERABAD	TULSIDAS PUMPING STATION	1		05/01/2016	05/01/2016		
PAK Total				5		05/01/2016	18/01/2016			
Grand Total					117		03/01/2015	18/01/2016		



### Wild polio cases by country and date of onset of paralysis in EMR, 2015-2016

Year	COUNTRY	P1		
		Count	First Case	Last Case
2015	PAK	54	03/01/2015	31/12/2015
	AFG	20	21/01/2015	20/12/2015
2015 Total		74	03/01/2015	31/12/2015
2016	PAK	1	17/01/2016	17/01/2016
2016 Total		1	17/01/2016	17/01/2016

Last reported wild Polio P3 from Pakistan with date of onset 18/04/2012



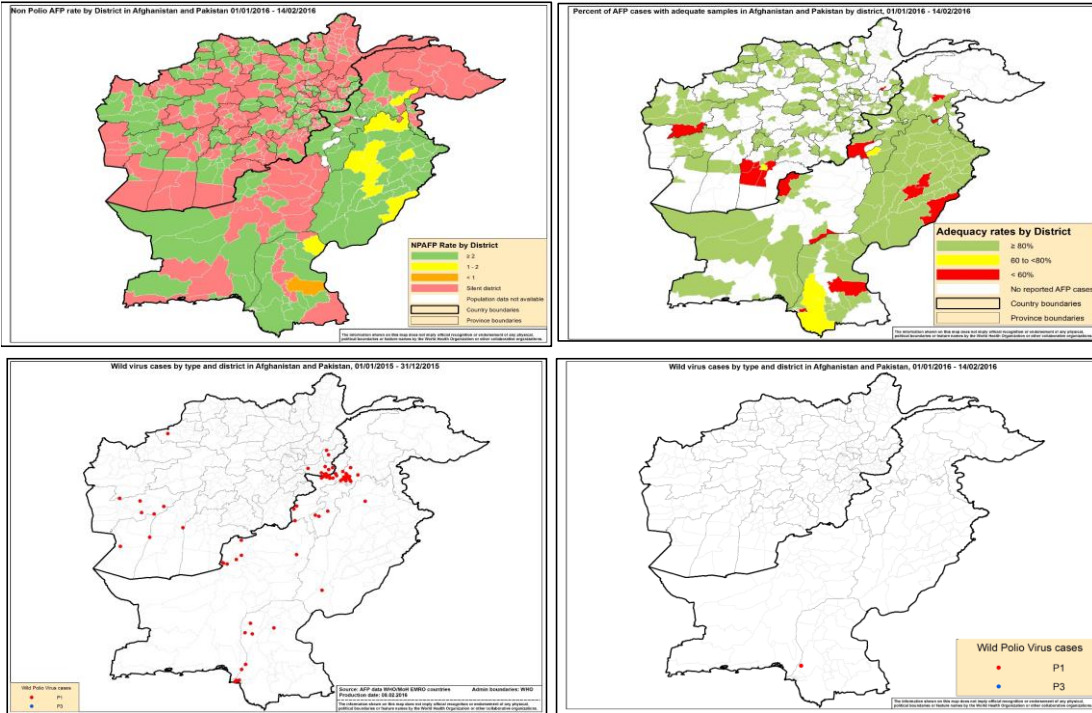
World Health Organization – Regional Office for Eastern Mediterranean

AFP SURVEILLANCE

15-Feb-16

Week 06, ending 14 February 2016

Number 906



**Wild Polio cases by district and date of onset of paralysis, Afghanistan 2015**

PROVINCE	DISTRICT	Count	First case	Last case
KANDAHAR	SHAHWALIKOT	1	20/12/2015	20/12/2015
	CHAPADARA	1	19/11/2015	19/11/2015
KUNAR	DARA-E-PECH	1	03/11/2015	03/11/2015
	LALPUR	1	27/10/2015	27/10/2015
NANGARHAR	MUHMAND DARA	1	14/10/2015	14/10/2015
	SHERZAD	1	06/09/2015	06/09/2015
	BATIKOT	1	04/09/2015	04/09/2015
	ACHIN	4	14/07/2015	01/09/2015
FARYAB	QAYSAR	1	22/10/2015	22/10/2015
HILMAND	NAHR-E-SARAJ	1	20/10/2015	20/10/2015
	REG	1	21/01/2015	21/01/2015
NIMROZ	ZARANJ	1	07/08/2015	07/08/2015
HIRAT	SHINDAND	1	27/06/2015	27/06/2015
FARAH	BALABULUK	1	07/06/2015	07/06/2015
	GULESTAN	2	23/04/2015	05/05/2015
	BAKWA	1	21/04/2015	21/04/2015
<b>Grand Total</b>		<b>20</b>	<b>21/01/2015</b>	<b>20/12/2015</b>

**Wild Polio cases by district and date of onset of paralysis, Pakistan 2015-2016**

ONSETYR	PROVINCE	DISTRICT	Count	First case	Last case
2015	KHYBER PAKHTOON	PESHAWAR	12	17/01/2015	31/12/2015
		CHARSADA	1	20/04/2015	20/04/2015
		TANK	2	03/01/2015	25/01/2015
		LAKKIMRWAT	1	07/01/2015	07/01/2015
		NOWSHERA	1	05/01/2015	05/01/2015
	PUNJAB	RYKHAN	1	02/12/2015	02/12/2015
		CHAKWAL	1	11/09/2015	11/09/2015
	SINDH	KHIBALDIA	2	11/11/2015	21/11/2015
		KHIGIQBAL	1	18/11/2015	18/11/2015
		KHAIRPUR	1	02/11/2015	02/11/2015
		KHIGADAP	2	10/10/2015	02/11/2015
		KHIKAMARI	1	01/11/2015	01/11/2015
		KHIGULBERG	1	14/09/2015	14/09/2015
		DADU	2	10/02/2015	19/02/2015
		SUKKUR	1	13/02/2015	13/02/2015
		KAMBAR	1	04/01/2015	04/01/2015
	BALOCHISTAN	QUETTA	5	20/02/2015	20/11/2015
		LORALAI	1	09/02/2015	09/02/2015
		KABDULAH	1	03/02/2015	03/02/2015
FATA	KHYBER	11	05/01/2015	14/11/2015	
	FR PESHAWAR	2	14/09/2015	22/10/2015	
	WAZIR-S	2	07/01/2015	24/05/2015	
	WAZIR-N	1	06/05/2015	06/05/2015	
<b>2015 Total</b>			<b>54</b>	<b>03/01/2015</b>	<b>31/12/2015</b>
2016	SINDH	KHIGADAP	1	17/01/2016	17/01/2016
<b>2016 Total</b>			<b>1</b>	<b>17/01/2016</b>	<b>17/01/2016</b>



**Circulating VDPV cases and date of onset of paralysis in EMR countries by districts  
2015 - 2016**

Year	COUNTRY	PROVINCE	DISTRICT	cVDPV2		
				Count	First Case	Last Case
2015	PAK	FATA	KHYBER	1	09/02/2015	09/02/2015
		KHYBER PAKHTOON	HANGU	1	05/02/2015	05/02/2015
	PAK Total			2	05/02/2015	09/02/2015
2015 Total				2	05/02/2015	09/02/2015