



AFP SURVEILLANCE

4-Jan-16

Week 53, ending 03 January 2016

Number 900

Table 1: Acute Flaccid Paralysis (AFP) cases by week of onset

Country	Reported AFP cases by week of onset - Week (53/15) / Ending on : 03/01/2016														
	Total AFP 2014	Total AFP 2015	Total AFP to date, 2016	W 42 18 Oct 15	W 43 25 Oct 15	W 44 01 Nov 15	W 45 08 Nov 15	W 46 15 Nov 15	W 47 22 Nov 15	W 48 29 Nov 15	W 49 06 Dec 15	W50 13 Dec 15	W51 20 Dec 15	W52 27 Dec 15	W01 03 Jan 16
Afghanistan	2421	2677	0	58	53	57	48	42	55	51	47	49	41	16	
Bahrain	16	16	0	0	1	0	2	0	0	1	0	0	0	1	
Djibouti	3	3	0	0	0	0	0	0	0	0	0	0	0		
Egypt	1000	1027	0	21	25	15	19	14	13	15	24	22	25	17	2
Iran	753	771	0	9	14	13	17	10	11	18	16	16	26	8	1
Iraq	590	499	0	7	11	12	11	8	13	17	15	12	5	4	
Jordan ****	62	86	0	1	2	2	1	1	4	2	1	2	3		
Kuwait	32	31	0	0	0	1	1	0	2	1	0	1	1	1	
Lebanon ****	50	112	0	2	0	5	3	3	3	3	2	2	2	1	1
Libya	43	54	0	0	1	0	2	1	1	2	0	1	0	0	
Morocco	103	72	0	0	0	3	1	0	0	2	3	0	0		
Oman	34	36	0	1	0	0	0	0	0	0	1	1	0	4	0
Pakistan	5369	5458	0	132	90	112	123	114	98	94	98	66	44	9	0
Palestine ****	21	38	0	0	1	3	2	1	0	0	2	0	1	1	1
Qatar	7	11	0	0	0	0	0	1	0	0	0				
Saudi Arabia	227	249	0	3	6	8	5	2	6	4	7	11	4	1	0
Somalia	420	276	0	6	0	3	8	4	2	1	5	1	4	1	
Sudan	442	425	0	9	12	6	5	8	7	7	6	6	13	6	0
Syria ****	306	229	0	4	7	4	1	5	4	3	4	4	1	4	
Tunisia	44	54	0	0	1	2	1	3	1	1	0	0	0	0	
U.A.E	25	30	0	1	0	1	1	1	0	1	0	1	0	0	0
Yemen	578	501	0	17	16	14	24	15	19	15	20	16	8	0	
Total EMR	12546	12655	0	271	240	261	275	233	239	238	251	211	178	74	5

□ No data = No report received

Totals of the year 2013 include South Sudan that has now moved to the African Region starting October 2013

Table 2: Confirmed polio cases by month of onset

Country	Total year 2014	Total year 2015	03/01		Confirmed polio cases by month of onset											
			2015	2016	February 2015	March 2015	April 2015	May 2015	June 2015	July 2015	August 2015	September 2015	October 2015	November 2015	December 2015	January 2016
Afghanistan	28	19	0	0	0	0	2	1	2	1	3	3	4	2		
Bahrain	0	0	0	0	0	0	0	0	0	0	0	0	0	0		
Djibouti	0	0	0	0	0	0	0	0	0	0	0	0	0	0	0	
Egypt	0	0	0	0	0	0	0	0	0	0	0	0	0			
Iran	0	0	0	0	0	0	0	0	0	0	0	0	0			
Iraq	2	0	0	0	0	0	0	0	0	0	0	0	0	0		
Jordan ****	0	0	0	0	0	0	0	0	0	0	0	0	0			
Kuwait	0	0	0	0	0	0	0	0	0	0	0	0	0	0		
Lebanon ****	0	0	0	0	0	0	0	0	0	0	0	0	0			
Libya	0	0	0	0	0	0	0	0	0	0	0	0	0			
Morocco	0	0	0	0	0	0	0	0	0	0	0	0	0			
Oman	0	0	0	0	0	0	0	0	0	0	0	0	0	0		
Pakistan	306	51	1	0	10	2	1	2	4		5	4	4	9		
Palestine ****	0	0	0	0	0	0	0	0	0	0	0	0	0	0		
Qatar	0	0	0	0	0	0	0	0	0	0	0	0	0	0		
Saudi Arabia	0	0	0	0	0	0	0	0	0	0	0	0	0			
Somalia	5	0	0	0	0	0	0	0	0	0	0	0	0	0		
Sudan	0	0	0	0	0	0	0	0	0	0	0	0	0	0		
Syria ****	1	0	0	0	0	0	0	0	0	0	0	0	0			
Tunisia	0	0	0	0	0	0	0	0	0	0	0	0	0		0	
U.A.E	0	0	0	0	0	0	0	0	0	0	0	0	0			
Yemen	0	0	0	0	0	0	0	0	0	0	0	0	0			
Total EMR	342	70	1	0	10	2	3	3	6	1	8	7	8	11	0	0

**** UNRWA cases are included with those of country of residence



Table 3: Investigation of AFP cases with paralysis onset in 2015 up to Week (53/15) / Ending on : 03/01/2016

COUNTRY	2015											2016											Latest line List Date										
	AFP									Specimen	Wild cases ****		AFP									Specimen		Wild cases ****									
	Total AFP cases onset 2015	Case classification					Non polio AFP rate **	AFP cases pending classification > 90 days from onset of paralysis	AFP cases pending classification and lab > 90 days from onset of paralysis	% with *** adequate specimens	Wild P1 Poliovirus	Wild P3 Poliovirus	Total AFP cases onset 2016	Case classification					Annualized Non polio AFP rate **	AFP cases pending classification > 90 days from onset of paralysis	AFP cases pending classification and lab > 90 days from onset of paralysis	% with *** adequate specimens		Wild P1 Poliovirus	Wild P3 Poliovirus								
		Total Confirmed Polio Cases *	Polio Compatible	Pending Classification	Discarded (non polio AFP)	VDPV								Total Confirmed Polio Cases *	Polio Compatible	Pending Classification	Discarded (non polio AFP)	VDPV															
Afghanistan	2677	19	3	152	2503	0	13.5	9	0	93.5	19	0	0	0	0	0	0	0	0	0	0	0	0	0	0	0	0	0	0	0	0	31/12/2015	
Bahrain	16	0	0	4	12	0	5.9	0	0	93.8	0	0	0	0	0	0	0	0	0	0	0	0	0	0	0	0	0	0	0	0	31/12/2015		
Djibouti	3	0	0	3	0	0	1.0	3	2	66.7	0	0	0	0	0	0	0	0	0	0	0	0	0	0	0	0	0	0	0	20/12/2015			
Egypt	1027	0	0	109	918	0	2.9	1	0	92.7	0	0	0	0	0	0	0	0	0	0	0	0	0	0	0	0	0	0	0	0	02/01/2016		
Iran	771	0	0	39	731	1	4.2	0	0	97.0	0	0	0	0	0	0	0	0	0	0	0	0	0	0	0	0	0	0	0	0	03/01/2016		
Iraq	499	0	0	61	437	2	3.4	14	0	83.0	0	0	0	0	0	0	0	0	0	0	0	0	0	0	0	0	0	0	0	0	02/01/2016		
Jordan	86	0	0	21	65	0	3.1	0	0	91.9	0	0	0	0	0	0	0	0	0	0	0	0	0	0	0	0	0	0	0	0	23/12/2015		
Kuwait	31	0	0	3	28	0	3.5	0	0	96.8	0	0	0	0	0	0	0	0	0	0	0	0	0	0	0	0	0	0	0	0	27/12/2015		
Lebanon	112	0	0	16	96	0	5.2	6	0	83.9	0	0	0	0	0	0	0	0	0	0	0	0	0	0	0	0	0	0	0	0	01/01/2016		
Libya	54	0	0	9	45	0	2.6	4	4	92.6	0	0	0	0	0	0	0	0	0	0	0	0	0	0	0	0	0	0	0	0	01/01/2016		
Morocco	72	0	0	24	48	0	0.7	16	1	55.6	0	0	0	0	0	0	0	0	0	0	0	0	0	0	0	0	0	0	0	0	21/12/2015		
Oman	36	0	0	4	32	0	4.2	0	0	94.4	0	0	0	0	0	0	0	0	0	0	0	0	0	0	0	0	0	0	0	0	0	03/01/2016	
Pakistan	5458	51	2	304	5097	4	6.9	121	12	88.3	51	0	0	0	0	0	0	0	0	0	0	0	0	0	0	0	0	0	0	0	0	04/01/2016	
Palestine	38	0	0	11	27	0	2.2	0	0	92.1	0	0	0	0	0	0	0	0	0	0	0	0	0	0	0	0	0	0	0	0	0	03/01/2016	
Qatar	11	0	0	2	9	0	3.7	0	0	72.7	0	0	0	0	0	0	0	0	0	0	0	0	0	0	0	0	0	0	0	0	0	10/12/2015	
Saudi Arabia	249	0	0	56	193	0	2.6	1	1	98.0	0	0	0	0	0	0	0	0	0	0	0	0	0	0	0	0	0	0	0	0	0	0	03/01/2016
Somalia	276	0	1	13	262	0	4.8	3	0	96.4	0	0	0	0	0	0	0	0	0	0	0	0	0	0	0	0	0	0	0	0	0	31/12/2015	
Sudan	425	0	0	19	406	0	2.5	0	0	97.2	0	0	0	0	0	0	0	0	0	0	0	0	0	0	0	0	0	0	0	0	0	0	03/01/2016
Syria	229	0	0	16	213	0	2.9	0	0	90.4	0	0	0	0	0	0	0	0	0	0	0	0	0	0	0	0	0	0	0	0	0	31/12/2015	
Tunisia	54	0	0	2	52	0	2.1	0	0	87.0	0	0	0	0	0	0	0	0	0	0	0	0	0	0	0	0	0	0	0	0	0	31/12/2015	
U.A.E	30	0	0	1	29	0	2.9	0	0	90.0	0	0	0	0	0	0	0	0	0	0	0	0	0	0	0	0	0	0	0	0	0	0	04/01/2016
Yemen	501	0	0	253	248	0	3.9	76	58	91.2	0	0	0	0	0	0	0	0	0	0	0	0	0	0	0	0	0	0	0	0	0	0	27/12/2015
EMR	12655	70	6	1122	11451	7	5.2	254	78	90.7	70	0	0	0	0	0	0	0	0	0	0	0	0	0	0	0	0	0	0	0	0	0	0
2014	12546	342	59	0	12116	30	4.9	0	0	90.7	342	0	0	0	0	0	0	0	0	0	0	0	0	0	0	0	0	0	0	0	0	0	0

* Confirmed polio cases refer to wild isolation from AFP cases or from contacts of negative index AFP cases

** Non-polio AFP per 100,000 children <15 years

*** Adequate here refers to two stool specimens collected at least 24 hours apart, within 14 days of paralysis onset

**** AFP cases co infected with P1 and P3 are counted separately as wild isolates



World Health Organization – Regional Office for Eastern Mediterranean

AFP SURVEILLANCE

Week 53, ending 03 January 2016

4-Jan-16

Number 900

Table 4: Investigation of contacts of AFP cases with paralysis onset in 2015 up to Week (53/15) / Ending on : (31/12/2015)

Country	No. of AFP cases	No. of eligible AFP cases for contact sampling*	% of eligible AFP cases with contact samplings	% of eligible AFP cases with 3+ contacts	Total number of Contacts**	% of contacts under 5 years	% of contacts with specimens collected within 7 days of notification of index	% Contact specimens in lab within 3 days of collection	% Contact specimens positive for NPEV	% Contact specimens positive for Sabin like virus	No. of contacts positive for wild virus	% of wild polio virus isolation from contacts	No. of Contacts positive for VDPVs	No. of -ve index AFP cases identified positive by contact	No. of district identified infected from contacts
Afghanistan	2677	174	76.4	75.9	1011	96.3	65.3	20.8	27.6	5.5	5	0.5		2	2
Bahrain	16	1	0.0	0.0	0						0			0	0
Djibouti	3	1	0.0	0.0	0						0			0	0
Egypt	1027	90	81.1	80.0	379	81.8	61.2	97.5	16.3	3.0	0	0.0		0	0
Iran	771	23	95.7	87.0	135	37.8	32.6	80.0	0.0	1.5	0	0.0		0	0
Iraq	499	85	68.2	51.8	584	63.9	17.8	84.7	13.6	4.0	0	0.0	2	0	0
Jordan	86	7	14.3	0.0	15	73.3	93.3	93.3	0.0	0.0	0	0.0		0	0
Kuwait	31	1	100.0	0.0	52	61.5	73.1	100.0	2.0	4.0	0	0.0		0	0
Lebanon	112	18	16.7	11.1	89	30.3	70.8	1.1	7.9	3.4	0	0.0		0	0
Libya	54	4	0.0	0.0	0						0			0	0
Morocco	72	32	46.9	40.6	58	32.8	37.9	63.5	3.8	0.0	0	0.0		0	0
Oman	36	2	50.0	50.0	103	77.7	23.3	90.3	23.3	3.9	0	0.0		0	0
Pakistan	5458	639	79.0	75.3	1694	83.5	57.4	65.9	26.6	6.5	2	0.1		2	0
Palestine	38	3	0.0	0.0	0						0			0	0
Qatar	11	3	0.0	0.0	0						0			0	0
Saudi Arabia	249	5	40.0	20.0	7	85.7	0.0				0			0	0
Somalia	276	10	90.0	80.0	807	94.4	93.6	29.9	12.2	5.1	0	0.0		0	0
Sudan	425	12	83.3	83.3	139	79.1	54.0	39.8	8.3	4.6	0	0.0		0	0
Syria	229	22	63.6	36.4	439	26.9	82.9	48.7	4.0	3.3	0	0.0		0	0
Tunisia	54	7	42.9	0.0	14	14.3	50.0	92.9	0.0	0.0	0	0.0		0	0
U.A.E.	30	3	66.7	0.0	3	66.7	0.0	0.0	0.0	0.0	0	0.0		0	0
Yemen	501	44	75.0	61.4	1162	56.5	83.0	2.1	14.1	1.7	0	0.0		0	0
Grand Total 2015	12655	1186	74.6	69.1	6691	74.0	64.9	50.6	18.5	4.7	7	0.1	2	4	2
Grand Total 2014	12546	1182	74.8	68.2	7359	77.0	72.2	41.3	17.1	4.3	19	0.3	4	8	2

* Eligible refers to AFP cases with inadequate stool specimens

Totals of the year 2013 include South Sudan that has now moved to the African Region starting October 2013

** Total number of contacts from eligible AFP cases and from other AFP cases as per with country criteria for contact sampling

Last wild contacts in EMRO, 01/01/2015 - 31/12/2015

Year	Country	Count of wild contacts	Date of Most Recent stool collection
2015	Afghanistan	5	27/11/2015
	Pakistan	2	27/07/2015
2015 Total		7	27/11/2015

Number and distribution by district of -ve index AFP cases identified as wild positive by contact in EMR, 2015

Year	COUNTRY	PROVINCE	DISTRICT	Count	First case	Last case
2015	AFG	FARAH	GULESTAN	1	23/04/2015	23/04/2015
			BAKWA	1	21/04/2015	21/04/2015
	AFG Total			2	21/04/2015	23/04/2015
	PAK	KHYBER PAKHTOON	PESHAWAR	1	08/06/2015	08/06/2015
			TANK	1	25/01/2015	25/01/2015
	PAK Total			2	25/01/2015	08/06/2015
	2015 Total			4	25/01/2015	08/06/2015



Table 5: Laboratory investigation of AFP cases with paralysis onset in 2015 up to Week (53/15) / Ending on : (31/12/2015)

Country	Polio laboratories Sequencing performed by CDC and RIVM laboratories	AFP cases with specimens	Preliminary virus isolation results of AFP cases						Poliovirus intratypic differentiation results #										Indicators				Latest report Date			
			Referred for ITD		NPEV only	Negative	Pending		Type 1			Type 2			Type 3			Discordant pending sequence	NPEV by PCR	Non-EV	Pending ITD	% specimens positive for NPEV*		% AFP cases with culture results within 14 days	% AFP cases with ITD results within 7 days	% AFP cases with ITD results within 45 days of onset**
			L20B+	L20B+/NPEV			received < / = 14 days	received > 14 days ago	Wild	Sabin	VPV	Wild	Sabin	VPV	Wild	Sabin	VPV									
Afghanistan	RRL Pakistan	2637	200	24	548	1813	52		17	110			46			123		2		1	20%	90%	97%	98%	03/01/2016	
Bahrain	PNL Oman	15			1	14															6%	100%		73%	28/12/2015	
Djibouti	NPL Kenya	3						3																	06/12/2015	
Egypt***	RRL Egypt	1010	38	8	167	724	37	36		18			11			12		10	9		15%	98%	100%	99%	03/01/2016	
Iran	NPL Iran	774	15		9	714	36			6			4	1		5					1%	99%	100%	99%	02/01/2016	
Iraq	RRL Egypt	500	21		62	389	18	10		8			6	2		12		1			14%	100%	100%	72%	30/12/2015	
Jordan	RRL Tunisia	93			4	85	4														6%	100%			03/01/2016	
Kuwait	RRL Kuwait	34	1		2	28	1	3											1		4%	97%		100%	31/12/2015	
Lebanon	NPL Jordan	111	2		3	106				1						1			1		7%	99%	100%	89%	03/01/2016	
Libya	RRL Tunisia	54			1	52	1														2%	96%		91%	31/12/2015	
Morocco	RRL Tunisia	54			5	49															7%	89%		85%	31/12/2015	
Oman	NPL Oman	35	1		5	26	2	1										1			19%	100%	100%	100%	28/12/2015	
Pakistan	RRL Pakistan	5497	370	52	1221	3702	153		49	157			92	4		188		11		5	20%	97%	99%	97%	03/01/2016	
Palestine & UNRWA		38			1	32	2	2													3%	3%		100%	27/12/2015	
Qatar	NPL Oman	11			1	10															9%	100%		100%	28/12/2015	
Saudi Arabia	NPL Oman	243	5		8	215		12		3			3			5		3			3%	100%	100%	71%	06/12/2015	
Somalia	NPL Kenya	275	11	8	39	205	4	8		13			10			15					18%	16%		96%	31/12/2015	
Sudan	RRL Egypt	423	5		38	360	17	3		3			2			3		1	1		10%	99%	100%	100%	03/01/2016	
Syria	RRL Egypt	232	10		15	203	3	1		3			4			8		1			5%	100%	100%	50%	28/12/2015	
Tunisia	RRL Tunisia	58			2	51	4	1													3%	98%		98%	31/12/2015	
U.A.E	NPL Oman	29	1		2	26				1											3%	100%	100%	83%	28/12/2015	
Yemen	NPL Kenya	472	8	1	39	184	4	236		5			5			1					16%	52%	100%	44%	27/12/2015	
Total EMR 2015		12598	688	93	2173	8988	338	316	66	328			183	7		373		6	28	10	7	16%	93%	99%	96%	
Total EMR 2014		12291	954	93	2203	9039			334	339	1		169	26		344		3	18	3		16%	94%	95%	97%	

* Specimens from all sources including non-AFP cases, excluding environmental samples

** This indicator reflects surveillance and laboratory activities



Environmental surveillance initiated in **Egypt** in September 2000 showed the following:

Result	2010	2011	2012	2013	2014	2015
Negative	183	178	196	304	410	383
Pending						37
Wild			2			
VDPVP2			7	3	2	3
VDPVP1			1		1	
Total	183	178	206	307	413	423

YEAR	Province	Site	Count	First date	Last Date
2014	VDPVP2	GIZA	1	30/09/2014	30/09/2014
		AL WASLA	1	04/03/2014	04/03/2014
	VDPVP2 Total		2	04/03/2014	30/09/2014
	VDPVP1	QALUBIA	BENHA	1	20/04/2014
VDPVP1 Total		1	20/04/2014	20/04/2014	
2015	VDPVP2	CAIRO	1	16/06/2015	16/06/2015
		GIZA	1	04/02/2015	04/02/2015
		HURGADA	1	26/05/2015	26/05/2015
	VDPVP2 Total		3	04/02/2015	16/06/2015

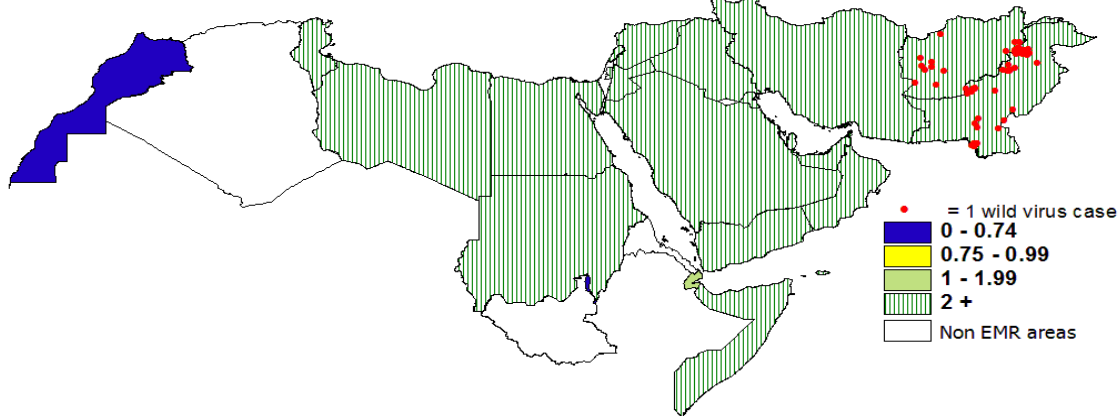
Environmental surveillance initiated in **Pakistan** in 2009 and **Afghanistan** in 2014 showed the following:

COUNTRY1	Status	2009	2010	2011	2012	2013	2014	2015
AFG	Negative						9	78
	Pending							8
	Wild						17	18
AFG Total							9	95
PAK	Negative	27	77	68	150	256	236	333
	Pending						1	16
	Wild	18	79	136	89	64	125	77
	Wild & VDPV2					2	6	4
	VDPV2						4	8
PAK Total		45	156	204	239	322	372	438

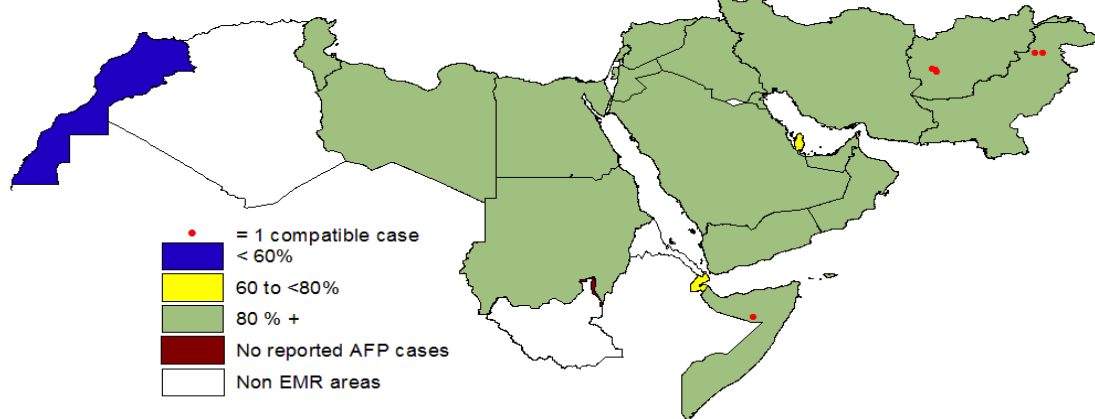
Year	COUNTR	Status	SITIDIST	SITENAME	Count	Wild	First date	Last date			
2015	AFG	Wild	LASHKARGAH	BOLAN BRIDGE	3		25/01/2015	25/10/2015			
				RADIO MAHALLIE	4		22/02/2015	25/11/2015			
			JALALABAD	SANGI QALA	1		23/11/2015	23/11/2015			
				RADOR BRIDGE	2		22/02/2015	21/09/2015			
			ASADABAD	MANDACOOOL	1		25/10/2015	25/10/2015			
			BEHSUD	HADA FARM	1		25/10/2015	25/10/2015			
			NAHR-E-SARAJ	ZARAT BAGH	2		24/01/2015	19/09/2015			
				BARAN SARAI	1		19/09/2015	19/09/2015			
			KANDAHAR	KHANDAK	2		04/01/2015	26/08/2015			
				RAROBAT	1		26/01/2015	26/01/2015			
			AFG Total				18		04/01/2015	25/11/2015	
			2015	PAK	Wild	KHI.GULSHAN-E-IQBAL TOWN	CHAKORA NULLA	2		13/01/2015	05/05/2015
							RASHID MINHAS RD LAY	4		02/03/2015	14/12/2015
RAWALPINDI	SAFDAR ABAD	1					10/10/2015	10/10/2015			
	DHOKE DALLAL	4					10/03/2015	14/12/2015			
HYDERABAD	TULSIDAS PUMPING STATION	2					03/02/2015	03/12/2015			
KHI.GADAP TOWN	BALDIA COMPOSITE	2					06/01/2015	04/02/2015			
	SOHRAB GOTH	4					17/08/2015	18/11/2015			
	MACHAR COLONY	6					11/05/2015	12/11/2015			
	KHAMISO GOTH	3					20/01/2015	17/11/2015			
PESHAWAR	LARA MA	3					03/01/2015	24/08/2015			
	SHAHEEN TOWN	7					10/01/2015	11/11/2015			
JACOBABAD	SADDAR PUMPING STATION	5					08/01/2015	04/11/2015			
QUETTA	JAM-E-SALFIA	2					12/01/2015	12/10/2015			
	JATAK KILLI & TAKHTHANI BY PASS	6					28/01/2015	28/10/2015			
	SUR PUL	4					20/01/2015	20/09/2015			
LAHORE	MULTAN ROAD STATION	2					19/02/2015	19/06/2015			
	OUTFALL STATION-F	1					12/10/2015	12/10/2015			
	OUTFALL STATION-G	1					12/01/2015	12/01/2015			
SUKKUR	MAKKA PUMPING STATION	2					06/01/2015	04/02/2015			
	MIANI PUMPING STATION	4				05/02/2015	11/09/2015				
MULTAN	ALI TOWN	1				18/08/2015	18/08/2015				
	KOTLA ABDUL FATAH	2				28/07/2015	31/08/2015				
	SURAJ MIANI	1				08/04/2015	08/04/2015				
CDA	SABZI MANDI	2		12/01/2015	17/08/2015						
DIKHAN	MODC DRAIN	2		04/03/2015	04/08/2015						
	ZAFAR ABAD DRAIN	1		05/05/2015	05/05/2015						
KABDULLAH	ARMY KAZIBA	2		01/03/2015	01/06/2015						
	HADI PACKET	1		15/01/2015	15/01/2015						
Wild & VDPV2	QUETTA	JAM-E-SALFIA	1		12/09/2015	12/09/2015					
		JATAK KILLI & TAKHTHANI BY PASS	1		28/03/2015	28/03/2015					
	PESHAWAR	LARA MA	1		26/02/2015	26/02/2015					
VDPV2	KHI.GADAP TOWN	SOHRAB GOTH	1		22/01/2015	22/01/2015					
	KHI.GULSHAN-E-IQBAL TOWN	RASHID MINHAS RD LAY	2		08/06/2015	07/07/2015					
	LAHORE	OUTFALL STATION-G	1		13/04/2015	13/04/2015					
	KHI.GADAP TOWN	SOHRAB GOTH	2		23/02/2015	18/03/2015					
	MACHAR COLONY	3		14/01/2015	16/03/2015						
PAK Total				89		03/01/2015	14/12/2015				
Grand Total				107		03/01/2015	14/12/2015				



**Non polio AFP rate and wild virus in EMR,
 01/01/2015 - 31/12/2015**



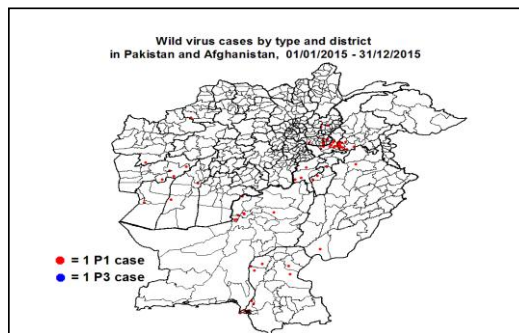
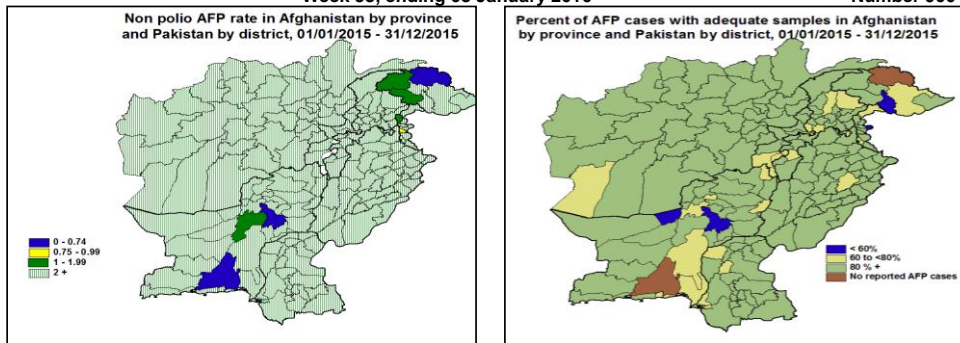
**Percent of AFP cases with adequate samples and compatible cases in EMR,
 01/01/2015 - 31/12/2015**



Wild polio cases by country and date of onset of paralysis in EMR, 2015-2016

Year	COUNTRY	Count	First Case	Last Case
2015	PAK	51	03/01/2015	21/11/2015
	AFG	19	21/01/2015	19/11/2015
2015 Total		70	03/01/2015	21/11/2015

Last reported wild Polio P3 from Pakistan with date of onset 18/04/2012



Wild Polio cases by district and date of onset of paralysis, Afghanistan 2015

PROVINCE	DISTRICT	Count	First case	Last case
KUNAR	CHAPADARA	1	19/11/2015	19/11/2015
	DARA-E-PECH	1	03/11/2015	03/11/2015
NANGARHAR	LALPUR	1	27/10/2015	27/10/2015
	MUHMAND DARA	1	14/10/2015	14/10/2015
	SHERZAD	1	06/09/2015	06/09/2015
	BATIKOT	1	04/09/2015	04/09/2015
	ACHIN	4	17/07/2015	01/09/2015
FARYAB	QAYSAR	1	22/10/2015	22/10/2015
HILMAND	NAHR-E-SARAJ	1	20/10/2015	20/10/2015
	REG	1	21/01/2015	21/01/2015
NIMROZ	ZARANJ	1	07/08/2015	07/08/2015
HIRAT	SHINDAND	1	27/06/2015	27/06/2015
FARAH	BALABULUK	1	07/06/2015	07/06/2015
	GULESTAN	2	23/04/2015	05/05/2015
	BAKWA	1	21/04/2015	21/04/2015
Grand Total		19	21/01/2015	19/11/2015

Wild Polio cases by district and date of onset of paralysis, Pakistan 2015

PROVINCE	DISTRICT	Count	First case	Last case
SINDH	KHIBALDIA	2	11/11/2015	21/11/2015
	KHIGIQBAL	1	18/11/2015	18/11/2015
	KHAIRPUR	1	02/11/2015	02/11/2015
	KHIGADAP	2	10/10/2015	02/11/2015
	KHIKAMARI	1	01/11/2015	01/11/2015
	KHIGULBERG	1	14/09/2015	14/09/2015
	DADU	2	10/02/2015	19/02/2015
	SUKKUR	1	13/02/2015	13/02/2015
	KAMBAR	1	04/01/2015	04/01/2015
BALOCHISTAN	QUETTA	5	20/02/2015	20/11/2015
	LORALAI	1	09/02/2015	09/02/2015
	KABDULAH	1	03/02/2015	03/02/2015
FATA	KHYBER	11	05/01/2015	14/11/2015
	FR PESHAWAR	2	14/09/2015	22/10/2015
	WAZIR-S	2	07/01/2015	24/05/2015
	WAZIR-N	1	06/05/2015	06/05/2015
KHYBER PAKHTOON	PESHAWAR	10	17/01/2015	16/09/2015
	CHARSADA	1	20/04/2015	20/04/2015
	TANK	2	03/01/2015	25/01/2015
	LAKKIMRWT	1	07/01/2015	07/01/2015
	NOWSHERA	1	05/01/2015	05/01/2015
PUNJAB	CHAKWAL	1	11/09/2015	11/09/2015
Grand Total		51	03/01/2015	21/11/2015



**Circulating VDPV cases and date of onset of paralysis in EMR countries by districts
2015 - 2016**

Year	COUNTRY	PROVINCE	DISTRICT	cVDPV2		
				Count	First Case	Last Case
2015	PAK	FATA	KHYBER	1	09/02/2015	09/02/2015
		KHYBER PAKHTOON	HANGU	1	05/02/2015	05/02/2015
	PAK Total			2	05/02/2015	09/02/2015
2015 Total				2	05/02/2015	09/02/2015