



AFP SURVEILLANCE

29-Dec-14

Week 52, ending 28 December 2014

Number 847

Table 1: Acute Flaccid Paralysis (AFP) cases by week of onset

Country	Reported AFP cases by week of onset - Week (52/14) / Ending on : 28/12/14														
	Total AFP 2012	Total AFP 2013	Total AFP to date, 2014	W 41 12 Oct 14	W 42 19 Oct 14	W 43 26 Oct 14	W 44 02 Nov 14	W 45 09 Nov 14	W 46 16 Nov 14	W 47 23 Nov 14	W 48 30 Nov 14	W 49 07 Dec 14	W 50 14 Dec 14	W 51 21 Dec 14	W 52 28 Dec 14
Afghanistan	1829	1897	2329	52	64	56	50	42	44	44	38	53	46	29	4
Bahrain	19	12	16	0	1	0	0	0	0	0	0	0	1	0	0
Djibouti	6	7	3	0	0	0	0	0	0	0	0	0	1	0	
Egypt	1022	1007	975	17	17	13	22	21	22	15	19	27	22	22	6
Iran	689	708	725	22	12	15	11	9	14	12	15	14	16	3	1
Iraq	467	444	566	10	4	6	4	11	16	12	14	4	5	5	
Jordan ****	34	35	59	2	1	3	3	0	4	6	2	3	2	2	
Kuwait	36	39	31	0	0	1	1	2	1	0	0	2	2	0	0
Lebanon ****	24	33	43	1	1	1	2	1	1	2	1	1	0	2	
Libya	42	58	43	1	1	0	1	0	0	1	1	0	1	0	
Morocco	81	106	96	1	1	2	3	2	2	2	2	1	0		
Oman	31	20	31	1	1	1	1	0	0	3	1	0	2	0	
Pakistan	5036	4790	4716	90	93	98	88	89	99	61	46	34	18	3	0
Palestine ****	21	38	21	0	0	1	0	2	1	0	0	1	0	0	0
Qatar	13	8	7	0	1	0	0	0	0	0	0	0	0	0	0
Saudi Arabia	227	220	215	5	5	3	3	9	6	10	4	8	3	3	2
Somalia	148	546	401	10	2	6	9	5	9	8	11	4	3	0	
Sudan	384	410	423	11	11	18	12	7	4	9	3	9	2	3	0
South Sudan	326	294	0	South Sudan has now moved to the African Region starting October 2013											
Syria ****	109	180	223	8	8	6	2	1	1	3	5	4	2	0	
Tunisia	61	43	41	5	2	0	1	0	0	0	0	0	1	0	
U.A.E	40	31	23	1	0	1	1	1	2	0	0	1	0	0	0
Yemen	475	614	547	13	12	14	14	12	17	7	16	10	11	5	
<b>Total EMR</b>	<b>11120</b>	<b>11540</b>	<b>11534</b>	<b>250</b>	<b>237</b>	<b>245</b>	<b>228</b>	<b>214</b>	<b>243</b>	<b>195</b>	<b>178</b>	<b>176</b>	<b>138</b>	<b>77</b>	<b>13</b>

No data = No report received

Table 2: Confirmed polio cases by month of onset

Country	Total year 2012	Total year 2013	28/12		Confirmed polio cases by month of onset											
			2013	2014	January 2014	February 2014	March 2014	April 2014	May 2014	June 2014	July 2014	August 2014	September 2014	October 2014	November 2014	December 2014
Afghanistan	37	14	14	28	2	1	0	1	2	2	0	1	7	7	4	1
Bahrain	0	0	0	0	0	0	0	0	0	0	0	0	0	0	0	0
Djibouti	0	0	0	0	0	0	0	0	0	0	0	0	0	0	0	0
Egypt	0	0	0	0	0	0	0	0	0	0	0	0	0	0	0	0
Iran	0	0	0	0	0	0	0	0	0	0	0	0	0	0	0	0
Iraq	0	0	0	2	0	1	0	1	0	0	0	0	0	0	0	0
Jordan ****	0	0	0	0	0	0	0	0	0	0	0	0	0	0	0	0
Kuwait	0	0	0	0	0	0	0	0	0	0	0	0	0	0	0	0
Lebanon ****	0	0	0	0	0	0	0	0	0	0	0	0	0	0	0	0
Libya	0	0	0	0	0	0	0	0	0	0	0	0	0	0	0	0
Morocco	0	0	0	0	0	0	0	0	0	0	0	0	0	0	0	0
Oman	0	0	0	0	0	0	0	0	0	0	0	0	0	0	0	0
Pakistan	58	93	91	295	17	18	14	17	16	18	30	40	49	30	42	4
Palestine ****	0	0	0	0	0	0	0	0	0	0	0	0	0	0	0	0
Qatar	0	0	0	0	0	0	0	0	0	0	0	0	0	0	0	0
Saudi Arabia	0	0	0	0	0	0	0	0	0	0	0	0	0	0	0	0
Somalia	0	194	194	5	0	0	0	0	2	2	0	1	0	0	0	0
Sudan	0	0	0	0	0	0	0	0	0	0	0	0	0	0	0	0
South Sudan	0	0	0	0												
Syria ****	0	35	35	1	1	0	0	0	0	0	0	0	0	0	0	0
Tunisia	0	0	0	0	0	0	0	0	0	0	0	0	0	0	0	0
U.A.E	0	0	0	0	0	0	0	0	0	0	0	0	0	0	0	0
Yemen	0	0	0	0	0	0	0	0	0	0	0	0	0	0	0	0
<b>Total EMR</b>	<b>95</b>	<b>336</b>	<b>334</b>	<b>331</b>	<b>20</b>	<b>20</b>	<b>14</b>	<b>19</b>	<b>20</b>	<b>22</b>	<b>30</b>	<b>42</b>	<b>56</b>	<b>37</b>	<b>46</b>	<b>5</b>

\*\*\*\* UNRWA cases are included with those of country of residence



## World Health Organization – Regional Office for Eastern Mediterranean

## AFP SURVEILLANCE

29-Dec-14

Week 52, ending 28 December 2014

Number 847

Table 3: Investigation of AFP cases with paralysis onset in 2013 &amp; 2014 up to Week (52/14) / Ending on : (28/12/2014)

COUNTRY	2013												2014												Latest line List Date				
	AFP										Specimen		Wild cases ****		AFP											Specimen		Wild cases ****	
	Total AFP cases onset 2013	Case classification					Non polio AFP rate **	AFP cases pending classification > 90 days from onset of paralysis	AFP cases pending classification and lab > 90 days from onset of paralysis	% with *** adequate specimens	Wild P1 Poliovirus	Wild P3 Poliovirus	Total AFP cases onset 2014	Case classification					Annualized Non polio AFP rate **	AFP cases pending classification > 90 days from onset of paralysis	AFP cases pending classification and lab > 90 days from onset of paralysis	% with *** adequate specimens	Wild P1 Poliovirus	Wild P3 Poliovirus					
		Total Confirmed Polio Cases *	Polio Compatible	Pending Classification	Discarded (non polio AFP)	VDPV								Total Confirmed Polio Cases *	Polio Compatible	Pending Classification	Discarded (non polio AFP)	VDPV											
Afghanistan	1897	14	4	0	1875	4	9.9	0	0	93.0	14	0	2329	28	4	141	2156	0	12.3	3	0	92.9	28	0	28/12/2014				
Bahrain	12	0	0	0	12	0	4.4	0	0	91.7	0	0	16	0	0	1	15	0	6.0	0	0	100.0	0	0	28/12/2014				
Djibouti	7	0	0	2	5	0	2.4	2	0	85.7	0	0	3	0	0	3	0	0	1.0	2	1	66.7	0	0	21/12/2014				
Egypt	1007	0	0	0	1007	0	3.0	0	0	92.5	0	0	975	0	0	119	855	1	2.9	3	0	90.9	0	0	25/12/2014				
Iran	708	0	0	0	707	1	4.0	0	0	95.8	0	0	725	0	0	121	602	2	4.0	0	0	96.3	0	0	28/12/2014				
Iraq	444	0	0	0	444	0	3.1	0	0	84.2	0	0	566	2	0	30	534	0	3.9	6	0	89.4	2	0	25/12/2014				
Jordan	35	0	0	0	35	0	1.4	0	0	91.4	0	0	59	0	0	27	32	0	2.4	0	0	94.9	0	0	24/12/2014				
Kuwait	39	0	0	0	39	0	5.1	0	0	94.9	0	0	31	0	0	2	29	0	3.8	0	0	93.5	0	0	28/12/2014				
Lebanon	33	0	0	0	33	0	2.2	0	0	45.5	0	0	43	0	0	9	34	0	2.3	3	0	69.8	0	0	26/12/2014				
Libya	58	0	0	0	58	0	2.8	0	0	93.1	0	0	43	0	0	4	39	0	2.1	0	0	95.3	0	0	27/12/2014				
Morocco	106	0	0	0	106	0	1.0	0	0	73.6	0	0	96	0	0	30	66	0	0.9	20	1	70.8	0	0	14/12/2014				
Oman	20	0	0	0	20	0	2.5	0	0	95.0	0	0	31	0	0	2	29	0	4.0	0	0	93.5	0	0	21/12/2014				
Pakistan	4790	93	24	0	4625	48	6.0	0	0	88.7	93	0	4716	295	18	339	4040	25	5.7	202	22	89.2	295	0	28/12/2014				
Palestine	38	0	0	0	38	0	2.2	0	0	94.7	0	0	21	0	0	5	16	0	1.2	0	0	90.5	0	0	28/12/2014				
Qatar	8	0	0	0	8	0	3.4	0	0	100.0	0	0	7	0	0	0	7	0	2.4	0	0	100.0	0	0	28/12/2014				
Saudi Arabia	220	0	0	0	220	0	2.4	0	0	96.4	0	0	215	0	0	50	165	0	2.4	0	0	97.7	0	0	28/12/2014				
Somalia	546	194	15	0	336	1	6.4	0	0	86.8	194	0	401	5	0	30	366	0	7.1	4	0	96.5	5	0	24/12/2014				
Sudan	410	0	0	0	409	1	2.6	0	0	97.6	0	0	423	0	0	9	414	0	2.6	0	0	97.2	0	0	28/12/2014				
South Sudan	294	0	0	0	294	0	3.5	0	0	93.5	0	0	South Sudan has now moved to African Region starting October 2013										02/07/2014						
Syria	180	35	12	0	133	0	1.7	0	0	67.2	35	0	223	1	1	8	213	0	2.9	0	0	89.7	1	0	24/12/2014				
Tunisia	43	0	0	0	43	0	1.6	0	0	74.4	0	0	41	0	0	1	40	0	1.6	0	0	82.9	0	0	22/12/2014				
U.A.E	31	0	0	0	31	0	3.1	0	0	100.0	0	0	23	0	0	4	19	0	2.2	0	0	91.3	0	0	28/12/2014				
Yemen	614	0	0	0	613	1	5.1	0	0	91.4	0	0	547	0	0	54	493	0	4.6	1	0	95.6	0	0	27/12/2014				
EMR	11540	336	55	2	11091	56	4.6	2	0	90.1	336	0	11534	331	23	989	10164	28	4.6	244	24	91.4	331	0					
2012	11120	95	15	0	10973	40	4.5	0	0	90.6	93 #	3 #																	

\* Confirmed polio cases refer to wild isolation from AFP cases or from contacts of negative index AFP cases

\*\* Non-polio AFP per 100,000 children &lt;15 years

\*\*\* Adequate here refers to two stool specimens collected at least 24 hours apart, within 14 days of paralysis onset

\*\*\*\* AFP cases co infected with P1 and P3 are counted separately as wild isolates

# In 2012, 1 AFP case in Pakistan had co infection P1 &amp; P3 from 2 contacts P1 &amp; P3



## World Health Organization – Regional Office for Eastern Mediterranean

## AFP SURVEILLANCE

Week 52, ending 28 December 2014

29-Dec-14

Number 847

Table 4: Investigation of contacts of AFP cases with paralysis onset in 2014 up to Week (52/14) / Ending on : (28/12/2014)

Country	No. of AFP cases	No. of eligible AFP cases for contact sampling*	% of eligible AFP cases with contact samplings	% of eligible AFP cases with 3+ contacts	Total number of Contacts* *	% of contacts under 5 years	% of contacts with specimens collected within 7 days of notification of index	% Contact specimens in lab within 3 days of collection	% Contact specimens positive for NPEV	% Contact specimens positive for Sabin like virus	No. of contacts positive for wild virus	% of wild polio virus isolation from contacts	No. of Contacts positive for VDPVs	No. of -ve index AFP cases identified positive by contact	No. of district infected from contacts
Afghanistan	2329	165	85.5	85.5	1127	95.8	66.9	28.7	26.7	5.4	4	0.4		3	2
Bahrain	16	0			0						0			0	0
Djibouti	3	1	100.0	0.0	1	0.0	100.0				0			0	0
Egypt	975	99	69.7	69.7	362	81.8	54.7	99.1	16.4	0.3	0	0.0		0	0
Iran	725	27	92.6	88.9	167	72.5	43.7	62.9	2.4	4.8	0	0.0		0	0
Iraq	566	60	68.3	45.0	219	66.2	12.8	76.4	12.5	5.8	1	0.5		0	0
Jordan	59	3	0.0	0.0	0						0			0	0
Kuwait	31	2	100.0	100.0	62	43.5	82.3	100.0	6.6	3.3	0	0.0		0	0
Lebanon	43	13	69.2	53.8	26	26.9	73.1	27.3	9.1	9.1	0	0.0		0	0
Libya	43	2	50.0	0.0	2	100.0	100.0	0.0	0.0	0.0	0	0.0		0	0
Morocco	96	28	42.9	39.3	62	38.7	53.2	51.9	5.6	0.0	0	0.0		0	0
Oman	31	2	0.0	0.0	32	84.4	68.8	100.0	21.9	6.3	0	0.0		0	0
Pakistan	4716	509	71.7	66.6	1355	88.4	59.3	65.8	26.0	5.9	11	0.9	4	3	0
Palestine	21	2	0.0	0.0	0						0			0	0
Qatar	7	0			0						0			0	0
Saudi Arabia	215	5	100.0	80.0	16	75.0	18.8	100.0	0.0	0.0	0	0.0		0	0
Somalia	401	14	85.7	78.6	1176	91.3	96.8	20.5	10.5	4.8	0	0.0		0	0
Sudan	423	12	91.7	91.7	211	82.0	59.2	43.9	5.6	2.2	0	0.0		0	0
<b>South Sudan</b>	<b>South Sudan has now moved to African Region starting October 2013</b>														
Syria	223	23	60.9	21.7	308	30.5	87.0	52.0	4.6	3.3	0	0.0		0	0
Tunisia	41	7	57.1	0.0	16	25.0	43.8	80.0	6.7	0.0	0	0.0		0	0
U.A.E.	23	2	0.0	0.0	0						0			0	0
Yemen	547	24	95.8	91.7	1531	56.0	81.1	10.8	16.1	3.9	0	0.0		0	0
<b>Grand Total 2014</b>	<b>11534</b>	<b>1000</b>	<b>73.5</b>	<b>67.3</b>	<b>6673</b>	<b>77.1</b>	<b>71.4</b>	<b>40.3</b>	<b>17.5</b>	<b>4.5</b>	<b>16</b>	<b>0.3</b>	<b>4</b>	<b>6</b>	<b>2</b>
<b>Grand Total 2013</b>	<b>11540</b>	<b>1153</b>	<b>77.3</b>	<b>71.6</b>	<b>8053</b>	<b>79.5</b>	<b>73.7</b>	<b>37.8</b>	<b>17.1</b>	<b>5.9</b>	<b>316</b>	<b>4.3</b>	<b>2</b>	<b>57</b>	<b>20</b>

\* Eligible refers to AFP cases with inadequate stool specimens

\*\* Total number of contacts from eligible AFP cases and from other AFP cases as per with country criteria for contact sampling

## Last wild contacts in EMRO, 01/01/2013- 28/12/2014

Year	Country	Count of wild contacts	Date of Most Recent stool collection
2013	Syria	3	04/02/2014
	Afghanistan	1	01/01/2014
	Pakistan	7	21/12/2013
	Somalia	305	30/11/2013
<b>2013 Total</b>		<b>316</b>	<b>04/02/2014</b>
2014	Afghanistan	4	13/11/2014
	Pakistan	11	29/10/2014
	IRQ	1	26/02/2014
<b>2014 Total</b>		<b>16</b>	<b>13/11/2014</b>

## Number and distribution by district of -ve index AFP cases identified as wild positive by contact in EMR, 2014

COUNTRY	PROVINCE	DISTRICT	P1 Count	First case	Last case
AFG	NANGARHAR	BEHSUD	1	21/10/2014	21/10/2014
		KANDAHAR	1	02/09/2014	02/09/2014
		SPINBOLDAK	1	19/10/2014	19/10/2014
<b>AFG Total</b>			<b>3</b>	<b>02/09/2014</b>	<b>21/10/2014</b>
PAK	BALOCHISTAN	QUETTA	1	30/08/2014	30/08/2014
		PESHAWAR	1	16/09/2014	16/09/2014
		BANNU	1	03/03/2014	03/03/2014
<b>PAK Total</b>			<b>3</b>	<b>03/03/2014</b>	<b>16/09/2014</b>
<b>Grand Total</b>			<b>6</b>	<b>03/03/2014</b>	<b>21/10/2014</b>



**Table 5: Laboratory investigation of AFP cases with paralysis onset in 2014 up to Week (52/14) / Ending on : (28/12/2014)**

Country	Polio laboratories  Sequencing performed by CDC and RIVM laboratories	AFP cases with specimens	Preliminary virus isolation results of AFP cases						Poliovirus intratypic differentiation results #											Indicators				Latest report Date			
			Referred for ITD		NPEV only	Negative	Pending		Type 1			Type 2			Type 3			Discordant pending sequence	NPEV by PCR	Non-EV	Pending ITD	% specimens positive for NPEV*	% AFP cases with culture results within 14 days		% AFP cases with ITD results within 7 days	% AFP cases with ITD results within 45 days of onset**	
			L20B+	L20B+/NPEV			received < / = 14 days	received > 14 days ago	Wild	Sabin	VPV	Wild	Sabin	VPV	Wild	Sabin	VPV										
Afghanistan	RRL Pakistan	2289	160	16	473	1572	68		25	80			28			72			2				20%	96%	94%	98%	27/12/2014
Bahrain	PNL Oman	15				6	9																40%	100%		93%	22/12/2014
Djibouti	NPL Kenya	3					1	2																			21/12/2014
Egypt***	RRL Egypt	947	31	10	157	676	37	36		18			9	1		16			2	6	1	1	16%	99%	98%	99%	25/12/2014
Iran	NPL Iran	735	11		13	688	23			3	1		3	1		3							2%	100%	100%	99%	27/12/2014
Iraq	RRL Egypt	565	29		79	442	15		2	13			5			17							14%	100%	100%	80%	25/12/2014
Jordan	RRL Tunisia	62			4	53	5																8%	100%			28/12/2014
Kuwait	RRL Kuwait	23			2	21																	5%	52%		78%	18/12/2014
Lebanon	RRL Egypt	43	2		1	36	2	2		1			1										3%	100%	100%	92%	25/12/2014
Libya	RRL Tunisia	41			3	38																	7%	100%		95%	19/12/2014
Morocco	RRL Tunisia	87	2		8	75	2			2			2			2							9%	100%	50%	94%	26/12/2014
Oman	NPL Oman	31	1		3	25	2			1													15%	100%	100%	100%	22/12/2014
Pakistan	RRL Pakistan	5047	565	58	1106	3187	131	1	292	147			95	22		147			1	6			20%	97%	95%	97%	27/12/2014
Palestine & UNRWA		21			4	16		1															20%	0%		95%	28/12/2014
Qatar	NPL Oman	7				7																	0%	100%		100%	22/12/2014
Saudi Arabia	NPL Oman	213	1		5	176	14	17								1							3%	99%	100%	100%	28/12/2014
Somalia	NPL Kenya	401	34		51	290	1	25	5	19						19							14%	7%		94%	24/12/2014
Sudan	RRL Egypt	414	6		56	342	2	8					3			2			1				11%	95%	100%	100%	21/12/2014
South Sudan	NPL Kenya	<b>South Sudan has moved to AFRO Region starting October 2013</b>																				02/07/2014					
Syria	RRL Egypt	202	15		6	178		3	1	4			6			8			3				4%	99%	100%	70%	27/11/2014
Tunisia	RRL Tunisia	41			2	39																	6%	100%		98%	19/12/2014
U.A.E	NPL Oman	22			1	17	4																6%	100%		83%	22/12/2014
Yemen	RRL Egypt	539	30	5	88	387	17	12		17			10			18			2	2			16%	97%	100%	99%	25/12/2014
<b>Total EMR 2014</b>		11748	887	89	2068	8274	324	107	325	305	1		162	24		305			6	17	3	1	16%	94%	95%	97%	
<b>Total EMR 2013</b>		11357	826	56	1815	8656			271	285			144	56		274	1		4	16	12		15%	92%	98%	96%	

\* Specimens from all sources including non-AFP cases, excluding environmental samples

\*\* This indicator reflects surveillance and laboratory activities

Total wild P1 cases for Syria in 2013 is 35 cases  
Table (5) in Polio Fax reflecting lab data is only showing 27 wild cases as the over 8 cases were cross notified and not processed in National Polio Lab of Syria



Environmental surveillance initiated in **Egypt** in September 2000 showed the following:

Result	2010	2011	2012	2013	2014
Negative	183	178	196	304	324
Pending					37
Wild			2		
VDPVP2			7	3	1
VDPVP1			1		1
Sabin	233	270	205	165	16
Total	416	448	411	472	379

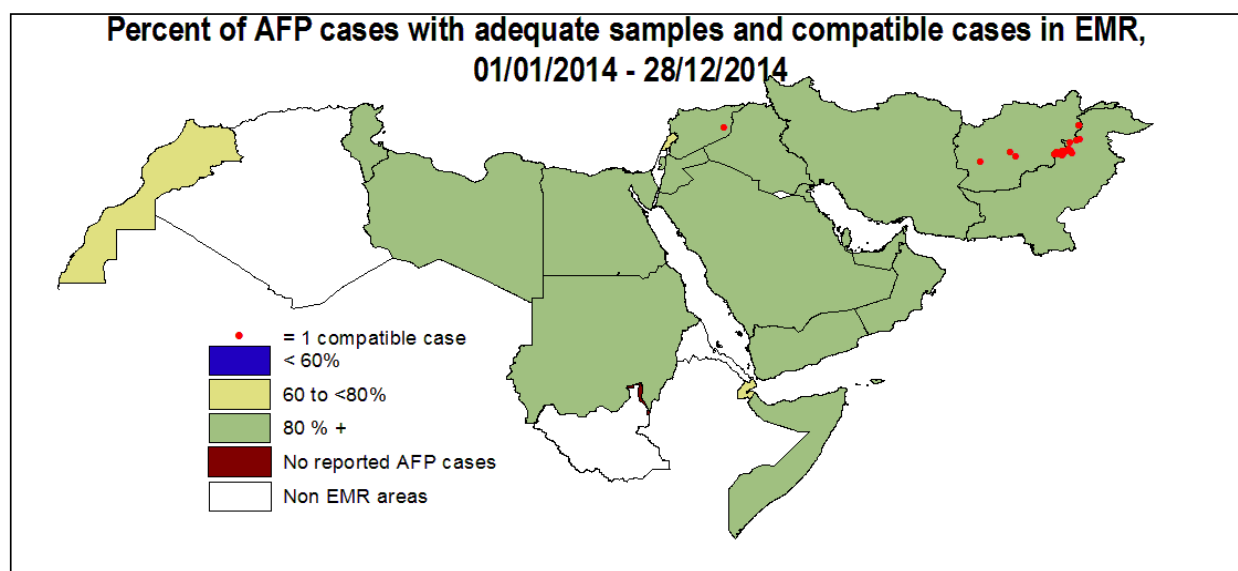
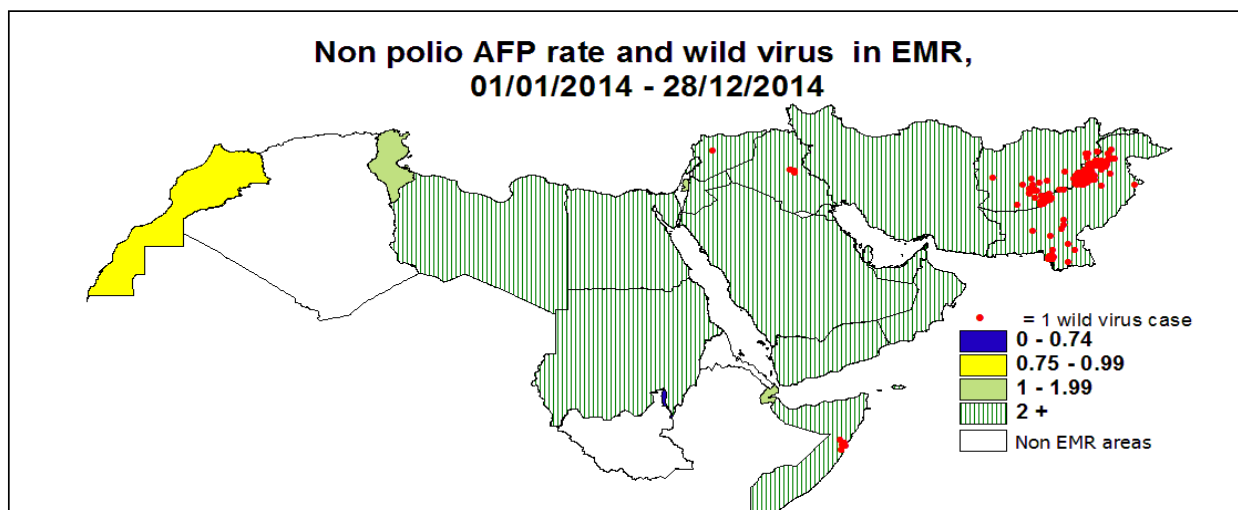
YEA	Province	Site	Count	First date	Last Date	
2013	VDPVP2	CAIRO	AL HAGGANA 2	1	08/01/2013	08/01/2013
		FAYOUM	FAYOUM CITY	1	14/04/2013	14/04/2013
		MINYA	AQURQAS	1	04/03/2013	04/03/2013
VDPVP2 Total			3	08/01/2013	14/04/2013	
2014	VDPVP2	GIZA	AL WASLA	1	04/03/2014	04/03/2014
		VDPVP2 Total		1	04/03/2014	04/03/2014
	VDPVP1	QALUBIA	BENHA	1	20/04/2014	20/04/2014
VDPVP1 Total			1	20/04/2014	20/04/2014	

Environmental Surveillance in Palestine 2013-2014					
Year	Result	Site	Count	First Date	Last Date
2013	Wild P1	Gaza Rafah - Tel Sultan	4	18/08/13	17/11/13
		West Bank - Tulkarem	1	30/06/13	30/06/13
		West Bank - Hebron	1	01/09/13	01/09/13
		West Bank - Salfit	1	01/09/13	01/09/13
2014	Wild P1	Gaza Rafah -Sheik Ajlun	1	05/01/14	05/01/14

Environmental surveillance initiated in **Pakistan** in 2009 and **Afghanistan** in 2014 showed the following:

COUNTRY1	Status	2009	2010	2011	2012	2013	2014
AFG	Negative					9	70
	pending						3
	Wild						15
AFG Total						9	88
PAK	Negative	27	77	68	150	256	242
	pending						33
	Wild	18	79	136	89	66	94
PAK Total		45	156	204	239	322	369

Year	COUNTRY	SITDIST	SITENAME	Count	Wild	First date	Last date	
2014	AFG	KANDAHAR	KHANDAK	4		25/08/2014	22/11/2014	
			RAROBAT	4		21/07/2014	22/11/2014	
		HILMAND	BOLAN BRIDGE	2		20/10/2014	22/11/2014	
			RADIO MAHALLIE	2		20/10/2014	22/11/2014	
			ZARAT BAGH	1		22/11/2014	22/11/2014	
	NANGARHAR	SANGI QALA	2		20/07/2014	23/11/2014		
	AFG Total				15		20/07/2014	23/11/2014
	PAK	KHI.BALDIA TOWN	SAJJAN GOTH	2		27/01/2014	17/07/2014	
			BALDIA COMPOSITE	4		08/01/2014	11/11/2014	
		KHI.GADAP TOWN	COMPOSITE SAMPLE	8		10/01/2014	21/10/2014	
			SOHRAB GOTH	6		22/01/2014	21/11/2014	
		KHI.GULSHAN-E-IQBAL TOWN	CHAKORA NULLA	4		04/02/2014	05/08/2014	
			RASHID MINHAS RD LAY	7		17/01/2014	16/07/2014	
			MULTAN ROAD STATION	2		05/05/2014	05/08/2014	
		LAHORE	MULTAN ROAD STATION	1		18/11/2014	18/11/2014	
OUTFALL STATION			14		12/04/2014	12/11/2014		
PESHAWAR		LARA MA	6		25/01/2014	24/11/2014		
		SHAHEEN TOWN	9		10/01/2014	10/11/2014		
RAWALPINDI		SAFDAR ABAD	3		28/01/2014	10/11/2014		
		DHOKE DALLAL	3		21/05/2014	10/11/2014		
QUETTA		JAM-E-SALFIA	2		12/10/2014	12/11/2014		
	JATAK KILLI & TAKHTHANI BY PASS	4		31/03/2014	28/08/2014			
MULTAN	SUR PUL	3		20/03/2014	20/09/2014			
	ALI TOWN	1		19/07/2014	19/07/2014			
SUKKUR	KOTLA ABDUL FATAH	1		29/09/2014	29/09/2014			
	MIANI PUMPING STATION	1		05/06/2014	05/06/2014			
HYDERABAD	TULSIDAS PUMPING STATION	5		06/05/2014	03/09/2014			
JACOBABAD	SADDAR PUMPING STATION	3		15/08/2014	11/11/2014			
KABDULLAH	ARMY KAZIBA	3		01/10/2014	01/12/2014			
	HADI PACKET	2		15/10/2014	15/11/2014			
PAK Total				94		08/01/2014	01/12/2014	
2014 Total				109		08/01/2014	01/12/2014	



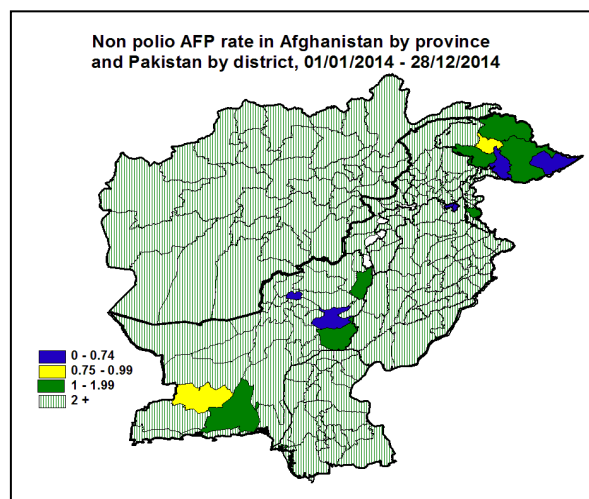
**Wild polio cases by country and date of onset of paralysis in EMR, 2013-2014**

Year	COUNTRY	P1			
		Count	First Case	Last Case	
2013	AFG	14	31/01/2013	20/12/2013	
	PAK	93	14/01/2013	31/12/2013	
	SOM	194	17/04/2013	20/12/2013	
	SYR	35	14/07/2013	28/12/2013	
<b>2013 Total</b>		<b>336</b>	<b>14/01/2013</b>	<b>31/12/2013</b>	
2014	AFG	28	14/01/2014	04/12/2014	
	IRQ	2	10/02/2014	07/04/2014	
	PAK	295	03/01/2014	08/12/2014	
	SOM	5	11/05/2014	11/08/2014	
	SYR	1	21/01/2014	21/01/2014	
<b>2014 Total</b>		<b>331</b>	<b>03/01/2014</b>	<b>08/12/2014</b>	

Last reported wild Polio P3 from Pakistan with date of onset 18/04/2012

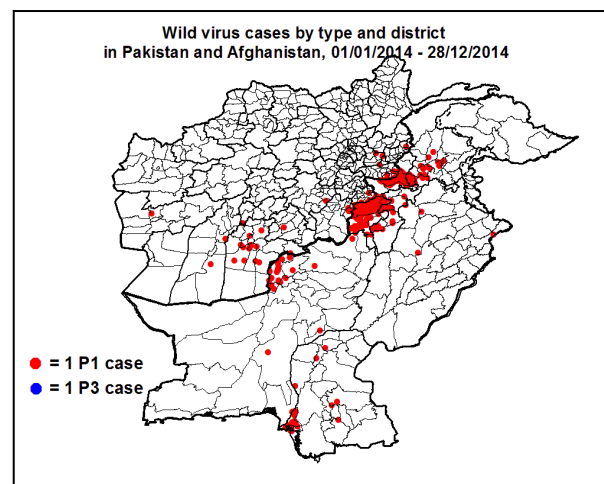
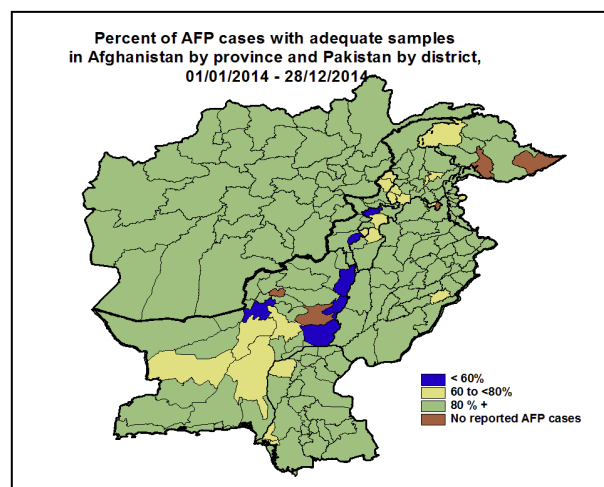


### Wild Polio cases by district and date of onset of paralysis, Afghanistan 2014



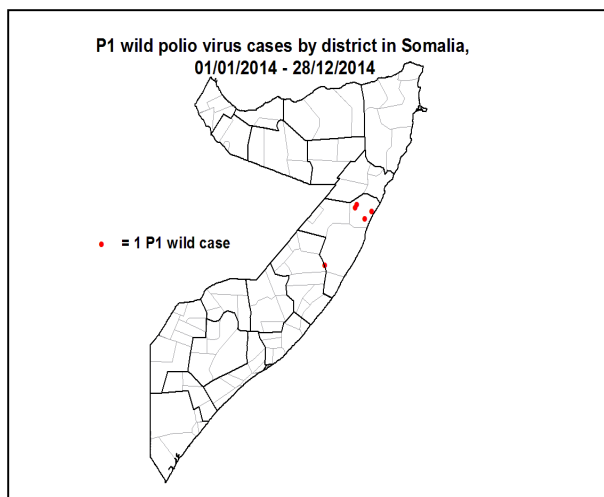
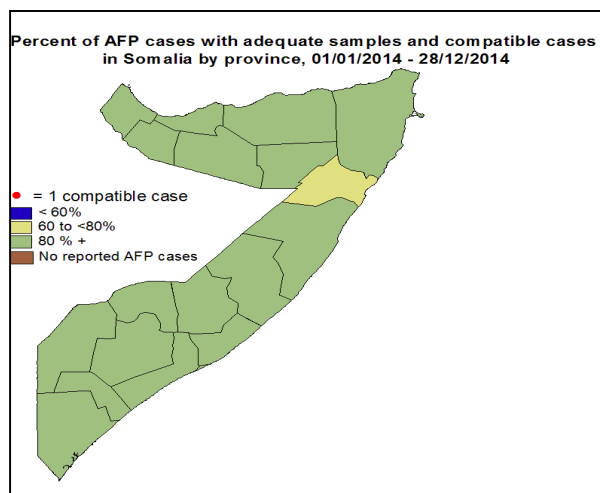
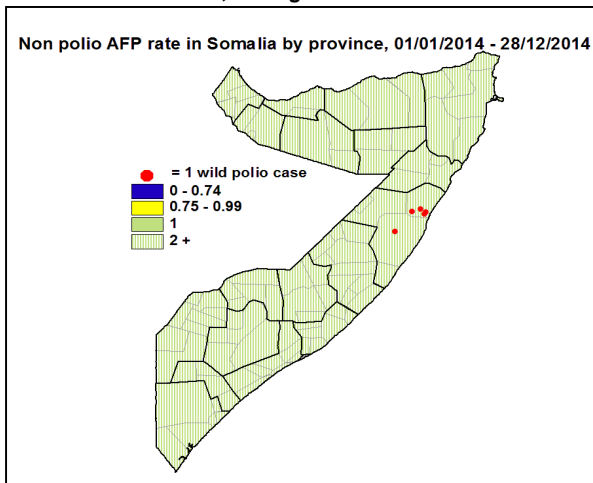
PROVINCE	DISTRICT	P1		
		Count	First case	Last case
KANDAHAR	PANJWAYI	3	18/09/2014	04/12/2014
	SPINBOLDAK	2	19/10/2014	26/11/2014
	KANDAHAR	5	01/09/2014	05/11/2014
	ZHERAY	1	20/10/2014	20/10/2014
	ARGHANDAB (K)	1	04/10/2014	04/10/2014
	SHAHWALIKOT	1	23/09/2014	23/09/2014
HILMAND	GARMSER	1	17/11/2014	17/11/2014
	NAHR-E-SARAJ	1	15/10/2014	15/10/2014
ZABUL	QALAT	1	22/10/2014	22/10/2014
NANGARHAR	BEHSUD	1	21/10/2014	21/10/2014
	ACHIN	1	15/05/2014	15/05/2014
	MUHMAND DARA	1	25/02/2014	25/02/2014
PAKTIKA	BERMEL	2	23/08/2014	29/09/2014
GHAZNI	GIRO	1	27/09/2014	27/09/2014
KHOST	TEREZAYI	1	17/06/2014	17/06/2014
FARAH	KHAK-E-SAFED	1	03/06/2014	03/06/2014
URUZGAN	DEHRAWUD	1	20/05/2014	20/05/2014
LAGHMAN	ALINGAR	2	14/01/2014	06/04/2014
KUNAR	GHAZIABAD	1	31/01/2014	31/01/2014
Grand Total		28	14/01/2014	04/12/2014

### Wild Polio cases by district and date of onset of paralysis, Pakistan 2014



PROVINCE	DISTRICT	P1		
		Count	First case	Last case
FATA	KHYBER	73	12/01/2014	08/12/2014
	FR BANNU	8	14/02/2014	22/11/2014
	WAZIR-S	23	12/02/2014	14/11/2014
	WAZIR-N	70	03/01/2014	16/09/2014
BALOCHISTAN	KABDULAH	12	02/07/2014	04/12/2014
	PISHIN	1	26/11/2014	26/11/2014
	NSIRABAD	1	20/11/2014	20/11/2014
	QUETTA	5	03/08/2014	11/11/2014
	KSAIFULAH	1	06/11/2014	06/11/2014
	KHUZDAR	1	23/10/2014	23/10/2014
	ZHOB	1	29/09/2014	29/09/2014
SINDH	LARKANA	1	04/12/2014	04/12/2014
	SANGHAR	2	24/06/2014	29/11/2014
	SHIKARPUR	1	28/10/2014	28/10/2014
	KHISITE	2	04/05/2014	26/10/2014
	KHIBINQASIM	2	30/08/2014	22/10/2014
	BADIN	1	13/10/2014	13/10/2014
	KHIKORANGI	2	27/09/2014	01/10/2014
	DADU	1	26/09/2014	26/09/2014
	KHIGADAP	10	26/03/2014	20/09/2014
	KHILIAQAT	1	01/09/2014	01/09/2014
	KHIORANGI	2	30/03/2014	17/08/2014
	KHILANDHI	2	06/06/2014	08/07/2014
	KHINORTH	1	20/06/2014	20/06/2014
KHIBALDIA	1	10/02/2014	10/02/2014	
KHYBER PAKHTOON	PESHAWAR	29	31/01/2014	02/12/2014
	KOHAT	1	19/11/2014	19/11/2014
	NOWSHERA	2	06/09/2014	15/11/2014
	SWAT	2	03/11/2014	14/11/2014
	TANK	7	29/07/2014	03/11/2014
	KARAK	1	02/11/2014	02/11/2014
	CHARSADA	1	16/10/2014	16/10/2014
	MARDAN	5	15/06/2014	10/10/2014
	LAKKIMRWT	3	24/06/2014	22/09/2014
	BUNIR	3	17/08/2014	13/09/2014
	TORGHAR	1	06/09/2014	06/09/2014
	BANNU	12	26/01/2014	30/07/2014
PUNJAB	SHEIKUPURA	1	18/09/2014	18/09/2014
	BHAKKAR	1	16/08/2014	16/08/2014
	CHAKWAL	1	07/07/2014	07/07/2014
Grand Total		295	03/01/2014	08/12/2014


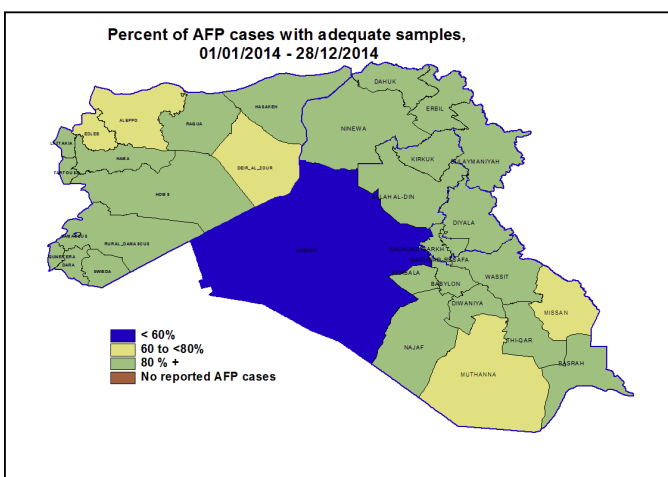
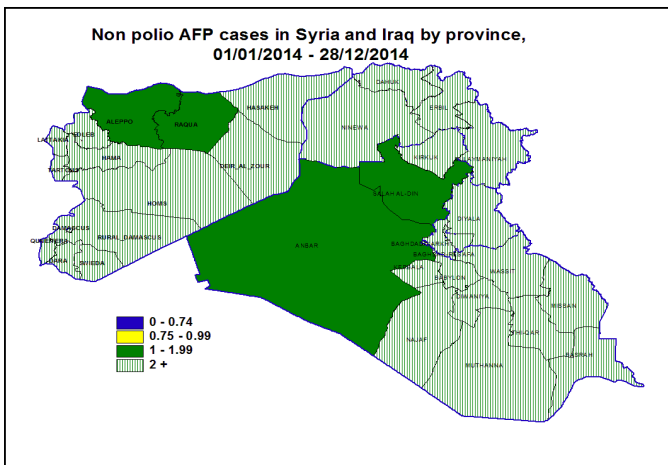




Wild Polio cases by district and date of onset of paralysis, Somalia 2014

			P1		
Year	PROVINCE	DISTRICT	Count	First case	Last case
2014	MUDUG	HOBYO	1	11/08/2014	11/08/2014
		JARIBAN	4	11/05/2014	03/06/2014
2014 Total			5	11/05/2014	11/08/2014





Wild Polio cases by district and date of onset of paralysis, Iraq - Syria 2014				P1		
COUNTRY	PROVINCE	DISTRICT	Count	First case	Last case	
IRQ	BAGHDAD-RESAFA	MADA'IN	1	07/04/2014	07/04/2014	
		SHA'B	1	10/02/2014	10/02/2014	
IRQ Total			2	10/02/2014	07/04/2014	
SYR	HAMA	SALAMEYEH	1	21/01/2014	21/01/2014	
SYR Total			1	21/01/2014	21/01/2014	
Grand Total			3	21/01/2014	07/04/2014	



**Circulating VDPV cases and date of onset of paralysis in EMR countries by districts  
2013-2014**

Year	COUNTRY	PROVINCE	DISTRICT	cVDP2			cVDP3		
				Count	First Case	Last Case	Count	First Case	Last Case
2013	AFG	KANDAHAR	SHAHWALIKOT	1	13/03/2013	13/03/2013			
		HILMAND	NAD-E-ALI	2	22/01/2013	20/02/2013			
	AFG Total			3	22/01/2013	13/03/2013			
	PAK	FATA	WAZIR-N	41	10/04/2013	30/12/2013			
			MOHMAND	1	13/07/2013	13/07/2013			
		SINDH	KHIGADAP	4	21/02/2013	03/07/2013			
		BALOCHISTAN	MASTUNG	1	27/06/2013	27/06/2013			
	JAFARABAD		1	11/01/2013	11/01/2013				
	PAK Total			48	11/01/2013	30/12/2013			
	SOM	LOWER SHABELLE	AFGOI	1	09/01/2013	09/01/2013			
SOM Total			1	09/01/2013	09/01/2013				
YEM	SAADAH	SAHAR				1	12/07/2013	12/07/2013	
YEM Total						1	12/07/2013	12/07/2013	
2013 Total				52	09/01/2013	30/12/2013	1	12/07/2013	12/07/2013
2014	PAK	FATA	KHYBER	3	27/05/2014	15/11/2014			
			FR BANNU	8	24/01/2014	27/05/2014			
			WAZIR-N	7	03/01/2014	12/04/2014			
		KHYBER PAKHTOON	PESHAWAR	1	01/08/2014	01/08/2014			
			LAKKIMRWT	1	08/05/2014	08/05/2014			
			BANNU	1	03/05/2014	03/05/2014			
	PAK Total			21	03/01/2014	15/11/2014			
2014 Total				21	03/01/2014	15/11/2014			

In 2013, 1 AFP case in Somalia was identified as VDPV by contact  
 In 2014, 1 AFP case in Pakistan was identified as VDPV by contact  
 In 2014, 1 AFP case in Pakistan from Khyber district, FATA province with date of onset 27/05/2014 was identified as WPV1 & cVDPV2.  
 The case is classified as wild and reflected in page -2- table (3), pages 6 & 7 of the polio fax. Accordingly final number of cVDPV cases in Pakistan for 2014 is (21)