



## World Health Organization – Regional Office for Eastern Mediterranean

## AFP SURVEILLANCE

Week 52, ending 30 December 2012

31-Dec-12

Number 743

Table 1: Acute Flaccid Paralysis (AFP) cases by week of onset

Country	Reported AFP cases by week of onset - Week (52/12)/ Ending on : (30/12/12)														
	Total AFP 2010	Total AFP 2011	Total AFP to date, 2012	W 41 14 Oct 12	W 42 21 Oct 12	W 43 28 Oct 12	W 44 04 Nov 12	W 45 11 Nov 12	W 46 18 Nov 12	W 47 25 Nov 12	W 48 02 Dec 12	W 49 09 Dec 12	W 50 16 Dec 12	W 51 23 Dec 12	W 52 30 Dec 12
Afghanistan	1572	1831	1792	40	26	26	35	28	26	23	39	30	31	24	1
Bahrain	10	10	17	1	0	0	0	0	0	0	0	1	2	1	0
Djibouti	3	6	6	0	0	1	0	0	0	0	0	0	0	0	
Egypt	1151	1023	994	12	14	14	12	22	23	19	20	19	14	19	7
Iran	623	603	663	18	10	8	11	18	9	13	13	11	14	7	0
Iraq	489	530	456	8	4	4	6	9	7	11	13	5	12	3	1
Jordan ****	40	30	29	0	0	0	0	3	1	2	0	0	0		
Kuwait	24	38	34	0	0	2	0	1	0	1	0	0	2	1	0
Lebanon ****	19	22	24	0	0	0	0	1	0	1	0	0	0	0	
Libya	46	35	40	0	1	0	0	1	1	2	1	1	4	0	
Morocco	100	76	78	0	0	5	2	2	1	3	3	4	3	1	
Oman	33	39	31	0	1	1	0	2	0	0	0	0	1	1	
Pakistan	5393	5762	4598	107	79	68	76	78	87	69	63	44	27	6	0
Palestine ****	15	17	20	0	1	0	0	1	0	0	0	0	1	0	0
Qatar	5	6	12	0	0	0	0	0	0	0	0	0	0	0	0
Saudi Arabia	239	213	222	3	3	6	3	4	3	3	6	6	4	6	1
Somalia	164	172	144	4	2	3	1	5	4	2	2	3	3	2	
Sudan	408	362	370	6	6	7	6	5	4	3	5	9	5	1	0
South Sudan	310	341	311	6	6	10	4	6	1	11	7	2	0	0	
Syria ****	194	168	106	3	1	1	2	1	1	1	1	1	1	1	
Tunisia	57	47	60	5	1	0	2	1	0	0	2	0	0		
U.A.E	18	25	39	1	2	0	1	0	1	1	0	0	0		
Yemen	426	386	467	3	14	2	3	5	5	7	7	4	14	11	2
<b>Total EMR</b>	<b>11339</b>	<b>11742</b>	<b>10513</b>	<b>217</b>	<b>171</b>	<b>158</b>	<b>164</b>	<b>193</b>	<b>174</b>	<b>172</b>	<b>182</b>	<b>140</b>	<b>138</b>	<b>84</b>	<b>12</b>

No data = No report received

Table 2: Confirmed polio cases by month of onset

Country	Total year 2010	Total year 2011	30/12		Confirmed polio cases by month of onset											
			2011	2012	January 2012	February 2012	March 2012	April 2012	May 2012	June 2012	July 2012	August 2012	September 2012	October 2012	November 2012	December 2012
Afghanistan	25	80	80	35	4	1	1	0	4	3	4	2	7	6	3	
Bahrain	0	0	0	0	0	0	0	0	0	0	0	0	0	0	0	
Djibouti	0	0	0	0	0	0	0	0	0	0	0	0	0	0	0	
Egypt	0	0	0	0	0	0	0	0	0	0	0	0	0	0	0	
Iran	0	0	0	0	0	0	0	0	0	0	0	0	0	0	0	
Iraq	0	0	0	0	0	0	0	0	0	0	0	0	0	0	0	
Jordan ****	0	0	0	0	0	0	0	0	0	0	0	0	0	0	0	
Kuwait	0	0	0	0	0	0	0	0	0	0	0	0	0	0	0	
Lebanon ****	0	0	0	0	0	0	0	0	0	0	0	0	0	0	0	
Libya	0	0	0	0	0	0	0	0	0	0	0	0	0	0	0	
Morocco	0	0	0	0	0	0	0	0	0	0	0	0	0	0	0	
Oman	0	0	0	0	0	0	0	0	0	0	0	0	0	0	0	
Pakistan	144	198	198	58	11	3	1	1	6	2	5	9	8	8	4	
Palestine ****	0	0	0	0	0	0	0	0	0	0	0	0	0	0	0	
Qatar	0	0	0	0	0	0	0	0	0	0	0	0	0	0	0	
Saudi Arabia	0	0	0	0	0	0	0	0	0	0	0	0	0	0	0	
Somalia	0	0	0	0	0	0	0	0	0	0	0	0	0	0	0	
Sudan	0	0	0	0	0	0	0	0	0	0	0	0	0	0	0	
South Sudan	0	0	0	0	0	0	0	0	0	0	0	0	0	0	0	
Syria ****	0	0	0	0	0	0	0	0	0	0	0	0	0	0	0	
Tunisia	0	0	0	0	0	0	0	0	0	0	0	0	0	0	0	
U.A.E	0	0	0	0	0	0	0	0	0	0	0	0	0	0	0	
Yemen	0	0	0	0	0	0	0	0	0	0	0	0	0	0	0	
<b>Total EMR</b>	<b>169</b>	<b>278</b>	<b>278</b>	<b>93</b>	<b>15</b>	<b>4</b>	<b>2</b>	<b>1</b>	<b>10</b>	<b>5</b>	<b>9</b>	<b>11</b>	<b>15</b>	<b>14</b>	<b>7</b>	

\*\*\*\* UNRWA cases are included with those of country of residence



AFP SURVEILLANCE

31-Dec-12

Week 52, ending 30 December 2012

Number 743

Table 3: Investigation of AFP cases with paralysis onset in 2011 & 2012 up to Week (52/12)/ Ending on : (30/12/12)

COUNTRY	2011											2012											Latest line List Date		
	AFP									Specimen	Wild isolates		AFP									Specimen		Wild isolates	
	Total AFP cases onset 2011	Case classification					Non polio AFP rate **	AFP cases pending classification > 90 days from onset of paralysis	AFP cases pending classification and lab > 90 days from onset of paralysis		% with *** adequate specimens	Wild P1 Poliovirus	Wild P3 Poliovirus	Total AFP cases onset 2012	Case classification					Annualized Non polio AFP rate **	AFP cases pending classification > 90 days from onset of paralysis			AFP cases pending classification and lab > 90 days from onset of paralysis	% with *** adequate specimens
		Total Confirmed Cases *	Polio Compatible	Pending Classification	Discarded (non polio AFP)	VDPV				Total Confirmed Cases *					Polio Compatible	Pending Classification	Discarded (non polio AFP)	VDPV							
Afghanistan	1831	80	13	0	1737	1	10.0	0	0	92.1	80	0	1792	35	5	110	1637	5	10.1	3	0	92.4	35	0	30/12/2012
Bahrain	10	0	0	0	10	0	3.8	0	0	90.0	0	0	17	0	0	4	13	0	6.3	0	0	94.1	0	0	30/12/2012
Djibouti	6	0	0	0	6	0	2.1	0	0	66.7	0	0	6	0	0	3	3	0	2.0	2	1	66.7	0	0	23/12/2012
Egypt	1023	0	0	0	1022	1	3.3	0	0	92.6	0	0	994	0	0	78	915	1	3.1	0	0	90.2	0	0	27/12/2012
Iran	603	0	0	0	601	2	3.1	0	0	91.4	0	0	663	0	0	33	629	2	3.4	0	0	93.8	0	0	30/12/2012
Iraq	530	0	0	0	530	0	3.7	0	0	89.2	0	0	456	0	0	39	417	0	3.2	19	12	89.9	0	0	29/12/2012
Jordan	30	0	0	0	30	0	1.3	0	0	96.7	0	0	29	0	0	6	23	0	1.2	0	0	86.2	0	0	16/12/2012
Kuwait	38	0	0	0	38	0	5.1	0	0	92.1	0	0	34	0	0	3	31	0	4.5	1	0	88.2	0	0	30/12/2012
Lebanon	22	0	0	0	22	0	2.0	0	0	45.5	0	0	24	0	0	5	19	0	2.0	4	0	50.0	0	0	29/12/2012
Libya	35	0	0	0	35	0	1.7	0	0	100.0	0	0	40	0	0	4	36	0	2.0	0	0	97.5	0	0	28/12/2012
Morocco	76	0	0	0	76	0	0.8	0	0	80.3	0	0	78	0	0	34	44	0	0.8	10	1	76.9	0	0	28/12/2012
Oman	39	0	0	0	39	0	5.1	0	0	97.4	0	0	31	0	0	2	29	0	3.9	0	0	100.0	0	0	29/12/2012
Pakistan	5762	198	31	0	5533	0	7.3	0	0	87.5	196	2	4598	58	1	259	4267	13	5.9	140	3	89.2	56 #	3 #	30/12/2012
Palestine	17	0	0	0	17	0	1.1	0	0	100.0	0	0	20	0	0	5	15	0	1.2	2	0	95.0	0	0	30/12/2012
Qatar	6	0	0	0	6	0	2.6	0	0	83.3	0	0	12	0	0	1	11	0	5.1	1	0	91.7	0	0	30/12/2012
Saudi Arabia	213	0	0	0	213	0	2.5	0	0	99.1	0	0	222	0	0	41	181	0	2.5	0	0	95.9	0	0	30/12/2012
Somalia	172	0	1	0	162	9	3.4	0	0	98.3	0	0	144	0	2	19	122	1	2.8	0	0	97.9	0	0	29/12/2012
Sudan	362	0	0	0	362	0	2.4	0	0	96.7	0	0	370	0	0	10	359	1	2.4	0	0	96.5	0	0	30/12/2012
South Sudan	341	0	0	0	340	1	4.5	0	0	93.3	0	0	311	0	0	38	272	1	3.8	6	0	94.5	0	0	29/12/2012
Syria	168	0	0	0	168	0	1.7	0	0	93.5	0	0	106	0	0	12	94	0	1.1	3	0	83.0	0	0	27/12/2012
Tunisia	47	0	0	0	47	0	1.8	0	0	93.6	0	0	60	0	0	1	59	0	2.3	1	0	78.3	0	0	21/12/2012
U.A.E	25	0	0	0	25	0	2.5	0	0	100.0	0	0	39	0	0	0	39	0	3.9	0	0	100.0	0	0	19/12/2012
Yemen	386	0	0	0	376	10	3.5	0	0	91.5	0	0	467	0	0	55	410	3	4.0	1	0	92.9	0	0	30/12/2012
EMR	11742	278	45	0	11395	24	4.8	0	0	90.0	276	2	10513	93	8	762	9625	27	4.3	193	17	90.8	91	3	
2010	11338	169	31	0	11129	10	4.6	0	0	90.9	137	32													

\* Confirmed polio cases refer to wild isolation from AFP cases or from contacts of negative index AFP cases

\*\* Non-polio AFP per 100,000 children <15 years

\*\*\* Adequate here refers to two stool specimens collected at least 24 hours apart, within 14 days of paralysis onset

\*\*\*\* AFP cases co infected with P1 and P3 are counted separately as wild isolates

# One AFP case in Pakistan had co infection P1 & P3 from 2 contacts P1 & P3



Table 4: Investigation of contacts of AFP cases with paralysis onset in 2012 up to Week (52/12)/ Ending on : (30/12/12)

Country	No. of AFP cases	No. of eligible AFP cases for contact sampling*	% of eligible AFP cases with contact samplings	% of eligible AFP cases with 3+ contacts	Total number of Contacts* *	% of contacts under 5 years	% of contacts with specimens collected within 7 days of notification of index	% Contact specimens in lab within 3 days of collection	% Contact specimens positive for NPEV	% Contact specimens positive for Sabin like virus	No. of contacts positive for wild virus	% of wild polio virus isolation from contacts	No. of Contacts positive for VDPVs	No. of -ve index AFP cases identified positive by contact	No. of district identified infected from contacts
Afghanistan	1792	136	90.4	89.7	862	94.4	73.9	30.6	24.7	4.9	3	0.4	2	3	1
Bahrain	17	1	100.0	0.0	1	0.0	100.0	0.0	0.0	0.0	0	0.0		0	0
Djibouti	6	2	50.0	50.0	9	77.8	100.0	0.0	0.0	50.0	0	0.0		0	0
Egypt	994	108	80.6	80.6	380	77.9	51.1	100.0	22.5	2.0	0	0.0		0	0
Iran	663	41	97.6	85.4	185	76.8	31.4	78.4	2.7	0.5	0	0.0		0	0
Iraq	456	46	78.3	58.7	114	64.0	48.2	64.9	7.0	0.0	0	0.0		0	0
Jordan	29	4	25.0	25.0	61	31.1	95.1	100.0	8.2	3.3	0	0.0		0	0
Kuwait	34	4	100.0	75.0	81	42.0	84.0	100.0	0.0	0.0	0	0.0		0	0
Lebanon	24	12	66.7	41.7	27	18.5	59.3	9.1	13.6	0.0	0	0.0		0	0
Libya	40	1	0.0	0.0	0						0			0	0
Morocco	78	18	33.3	22.2	33	42.4	27.3	96.2	0.0	0.0	0	0.0		0	0
Oman	31	0			93	77.4	96.8	100.0	9.4	1.2	0	0.0		0	0
Pakistan	4598	495	83.8	81.2	1558	91.4	63.2	66.1	26.5	3.7	7	0.5	2	4	3
Palestine	20	1	0.0	0.0	0						0			0	0
Qatar	12	1	0.0	0.0	0						0			0	0
Saudi Arabia	222	9	77.8	77.8	46	45.7	60.9	68.2	0.0	4.5	0	0.0		0	0
Somalia	144	3	100.0	100.0	424	92.9	99.3	10.9	16.1	4.1	0	0.0		0	0
Sudan	370	13	92.3	92.3	236	80.1	56.4	35.5	11.7	0.5	0	0.0		0	0
South Sudan	311	17	100.0	100.0	887	84.3	91.7	1.2	12.6	0.8	0	0.0		0	0
Syria	106	18	38.9	22.2	26	53.8	30.8	78.3	0.0	0.0	0	0.0		0	0
Tunisia	60	13	69.2	30.8	76	18.4	31.6	50.7	0.0	2.7	0	0.0		0	0
U.A.E.	39	0			0						0			0	0
Yemen	467	33	87.9	81.8	246	58.5	68.7	3.9	17.2	11.1	0	0.0		0	0
<b>Grand Total 2012</b>	<b>10513</b>	<b>976</b>	<b>82.6</b>	<b>78.0</b>	<b>5345</b>	<b>82.8</b>	<b>70.6</b>	<b>46.2</b>	<b>18.9</b>	<b>3.2</b>	<b>10</b>	<b>0.2</b>	<b>4</b>	<b>7</b>	<b>4</b>
<b>Grand Total 2011</b>	<b>11742</b>	<b>1190</b>	<b>81.6</b>	<b>78.8</b>	<b>6030</b>	<b>85.9</b>	<b>69.8</b>	<b>50.6</b>	<b>18.5</b>	<b>3.8</b>	<b>33</b>	<b>0.6</b>	<b>16</b>	<b>18</b>	<b>9</b>

\* Eligible refers to AFP cases with inadequate stool specimens

\*\* Total number of contacts from eligible AFP cases and from other AFP cases as per with country criteria for contact sampling

Last wild contacts in EMRO, 01/01/2012- 30/12/2012

Year	Country	Data Count of wild contacts	Date of Most Recent stool collection
2012	Afghanistan	3	10/11/2012
	Pakistan	7	08/10/2012
<b>2012 Total</b>		<b>10</b>	<b>10/11/2012</b>



**Table 5: Laboratory investigation of AFP cases with paralysis onset in 2012 up to Week (52/12)/ Ending on : (30/12/12)**

Country	Polio laboratories  Sequencing performed by CDC and RIVM laboratories	AFP cases with specimens	Preliminary virus isolation results of AFP cases						Poliovirus intratypic differentiation results #										Indicators				Latest report Date			
			Referred for ITD		NPEV only	Negative	Pending		Type 1			Type 2			Type 3			Discordant pending sequence	NPEV by PCR	Non-EV	Pending ITD	% specimens positive for NPEV*		% AFP cases with culture results within 14 days	% AFP cases with ITD results within 7 days	% AFP cases with ITD results within 45 days of onset**
			L20B+	L20B-/NPEV			received < / = 14 days	received > 14 days ago	Wild	Sabin	VDPV	Wild	Sabin	VDPV	Wild	Sabin	VDPV									
Afghanistan	RRL Pakistan	1742	116	12	340	1243	31		32	36			17	4		56		1			18%	100%	98%	98%	30/12/2012	
Bahrain	PNL Oman	12			1	11															6%	100%		83%	30/12/2012	
Djibouti	NPL Kenya	6				4	2														0%			100%	23/12/2012	
Egypt**	RRL Egypt	971	21	6	179	736	29			11		4	1		8		1	6	3		17%	96%	100%	99%	27/12/2012	
Iran	NPL Iran	670	23		21	607	19			7		2	2		6		1		10		3%	99%	100%	99%	29/12/2012	
Iraq	NPL Iraq, RRL Egypt	452	18	1	68	352	11	2				1			1						14%	100%	100%	50%	29/12/2012	
Jordan	NPL Jordan, RRL Tunisia	33			2	28	3	1													9%	97%			30/12/2012	
Kuwait	RRL Kuwait	33				33															0%	67%		100%	25/11/2012	
Lebanon	RRL Egypt	31		1	2	28											1				8%	100%	100%	77%	27/12/2012	
Libya	RRL Tunisia	43			2	37	4														4%	95%		100%	28/12/2012	
Morocco	NPL Morocco, RRL Tunisia	73			2	65	4	2													4%	97%		99%	21/12/2012	
Oman	NPL Oman	31	1		1	27	2			1											16%	100%	100%	100%	30/12/2012	
Pakistan	RRL Pakistan	4801	284	30	1048	3292	146	1	52	105		58	13	2	121		1	8		1	20%	99%	99%	97%	30/12/2012	
Palestine & UNRWA		20			3	15		2													17%	6%		78%	30/12/2012	
Qatar	NPL Oman	13	1			12												1			0%	100%	100%	100%	30/12/2012	
Saudi Arabia	NPL Saudi Arabia, NPL Oman	196	6		4	173		13		1		4			2						2%	96%	100%	86%	21/11/2012	
Somalia	NPL Kenya	143	9		28	90	4	15		3		3	1		6						22%	2%		98%	29/12/2012	
Sudan	NPL Sudan, RRL Egypt	369	6		44	310	9	1		5		1	1		2		3				12%	93%	100%	100%	30/12/2012	
South Sudan	NPL Kenya	310	7		59	215		32		1		2	1		5						21%	0%		90%	29/12/2012	
Syria	NPL Syria, RRL Tunisia	98	1		3	91	1	2													4%	98%			27/12/2012	
Tunisia	RRL Tunisia	57	2		2	53						2			1						2%	96%	50%	93%	28/12/2012	
U.A.E	NPL Oman	40				39	1														0%	100%		92%	30/12/2012	
Yemen	RRL Egypt	457	26	6	85	314	23			7		12	1		12	3	1	6			18%	94%	100%	91%	27/12/2012	
<b>Total EMR 2012</b>		10601	521	56	1894	7775	287	73	84	177		106	24	2	220	3	7	22	14	1	17%	94%	99%	97%		
<b>Total EMR 2011</b>		11586	669	62	2056	8795			258	183	2	109	18	2	222		3	6	37	2	16%	94%	98%	94%		

\* Specimens from all sources including non-AFP cases, excluding environmental samples

\*\* This indicator reflects surveillance and laboratory activities

\*\*\* Environmental surveillance initiated in Egypt in September 2000 showed the following:

Year	2000	2001	2002	2003	2004	2005	2006	2007	2008	2009	2010	2011	2012	Total
Negative	52	55	136	299	469	499	492	458	444	481	415	448	382	4630
Pending													28	28
Wild	2	75	26	12	13	2			2		1			133
Total	54	130	162	311	482	501	492	458	446	481	416	448	410	4791

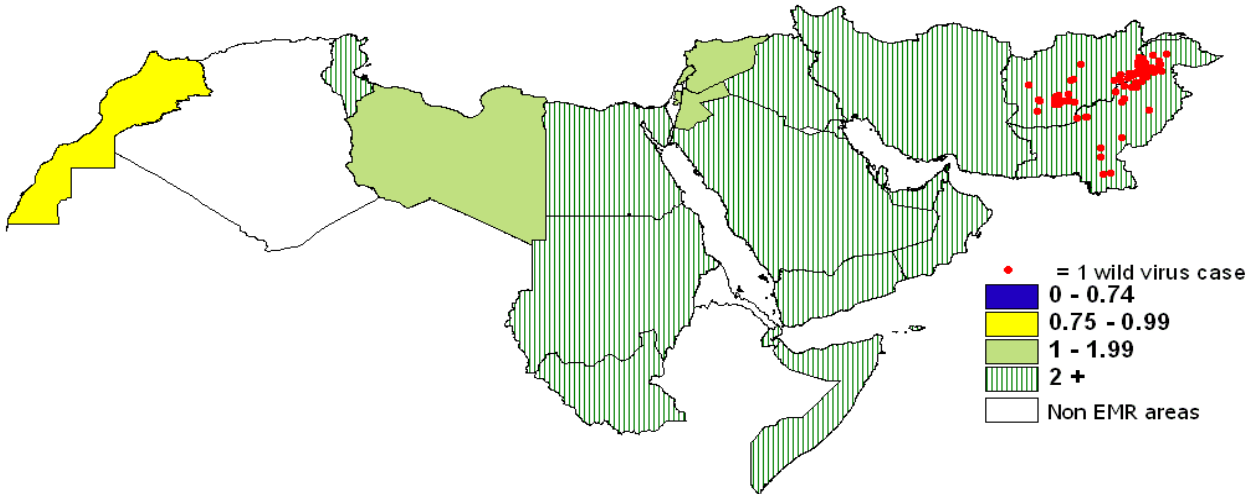
In 2008, out of 446 samples, 2 positive for wild virus in Giza governorate (Al Haram Site) genomic sequence data indicate importation from Ethiopia / South Sudan & Cairo governorate (Al Haggana 2) genomic sequence data indicate nearest importation from India. In 2 010, 1 positive sample for wild virus in Aswan governorate (Aswan City) genomic sequence data indicate nearest importation from Sudan. In 2012, 3 VDPVs were isolated. 2 P2 in March and May 2012 in Cairo governorate (Al Haggana) and 1 P1 in April 2012 in Alex andria governorate (Gharb).

\*\*\*\*Environmental surveillance initiated in Pakistan in August 2009 showed the following:

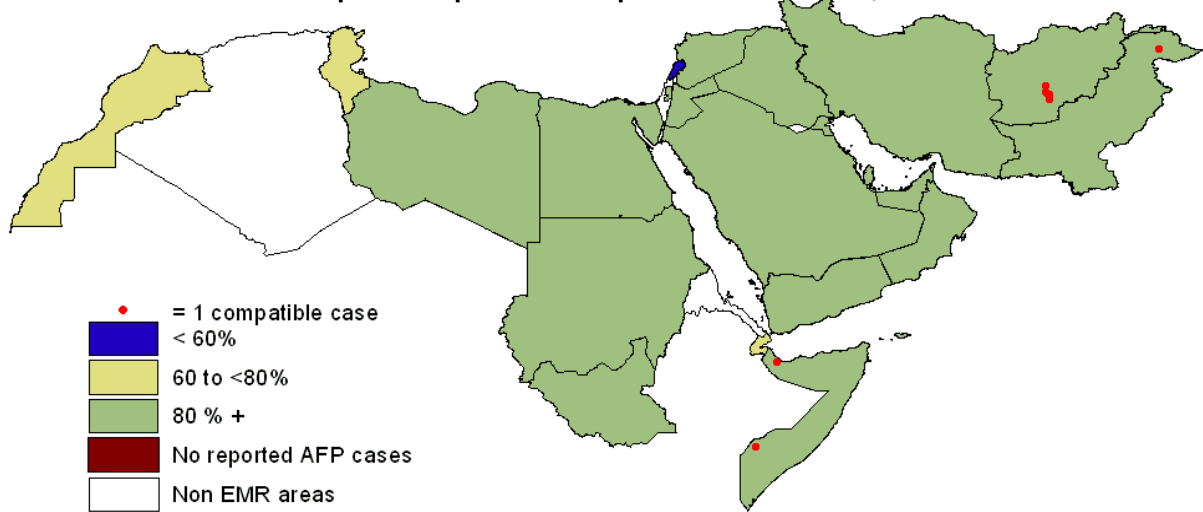
Status	2009		2010							2011					2012																			
	KHIBALDIA TOWN	KHIGADAP TOWN	KHIGADAP TOWN	KHIGADAP TOWN	KHIGADAP TOWN	KHIGADAP TOWN	KHIGADAP TOWN	KHIGADAP TOWN	KHIGADAP TOWN	KHIGADAP TOWN	KHIGADAP TOWN	KHIGADAP TOWN	KHIGADAP TOWN	KHIGADAP TOWN	KHIGADAP TOWN	KHIGADAP TOWN	KHIGADAP TOWN																	
Negative	9	3	5	10	27	10	11	12	27	2	2	4	9	77	8	8	10	17	5	1	4	15	68	11	17	18	14	4	4	22	29	8	6	133
Pending																																		18
Wild	1	8	7	2	18	6	20	12	6	12	5	9	9	79	4	28	14	19	19	11	20	21	136	16	4	19	17	7	2	4	7	5	1	82
Grand Total	10	11	12	12	45	16	31	24	33	14	7	13	18	156	12	36	24	36	24	12	24	36	204	12	34	23	36	24	12	27	35	16	6	233



**Non polio AFP rate and wild virus in EMR, 01/01/2012 - 30/12/2012**

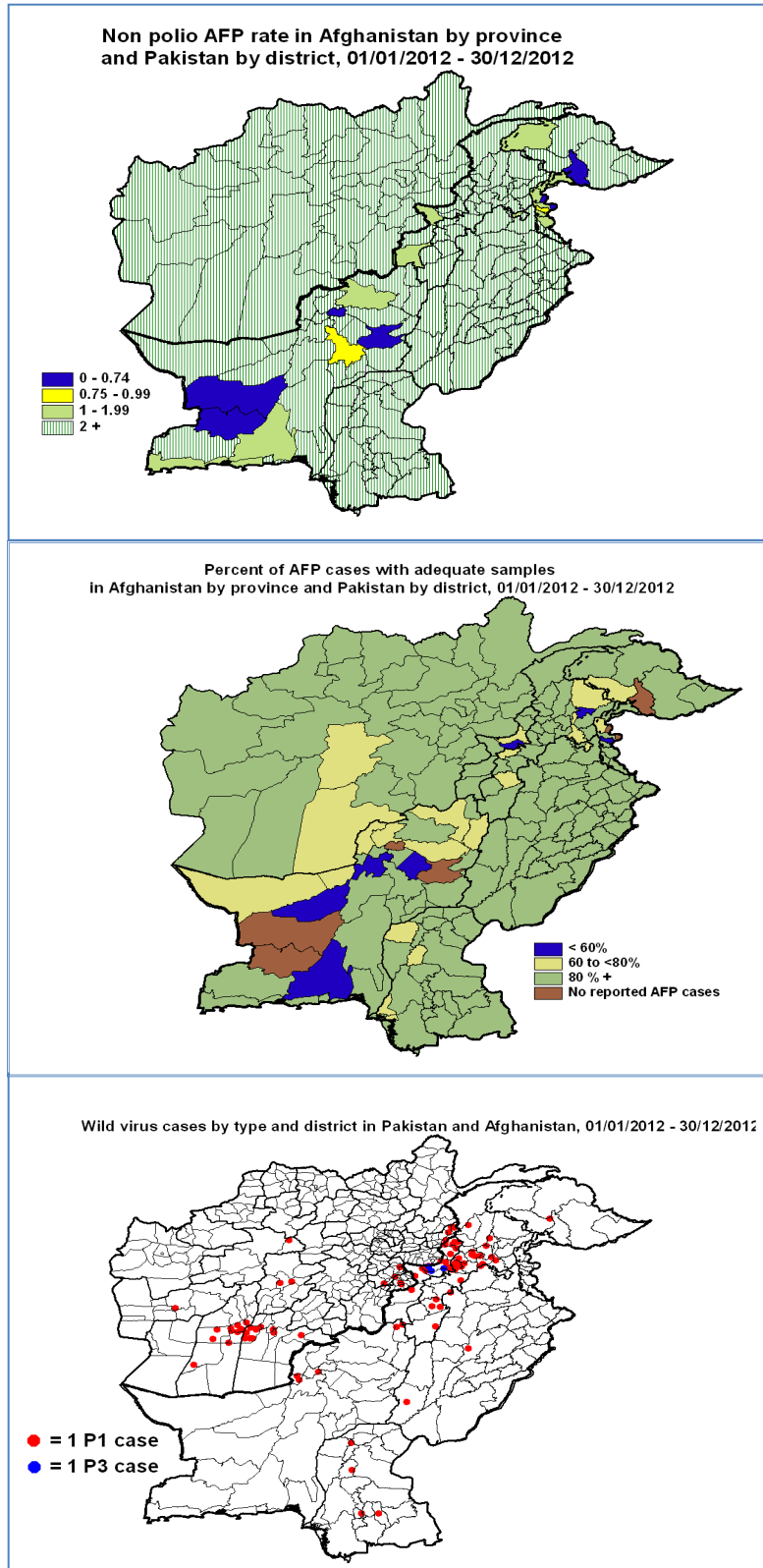


**Percent of AFP cases with adequate samples and compatible cases in EMR, 01/01/2012 - 30/12/2012**



**Wild polio cases by country and date of onset of paralysis in EMR, 2011-12**

Year	COUNTRY	P1			P3			P1P3			Total Count	Total First Case	Total Last Case
		Count	First Case	Last Case	Count	First Case	Last Case	Count	First Case	Last Case			
2012	AFG	35	01/01/2012	25/11/2012							35	01/01/2012	25/11/2012
	PAK	55	01/01/2012	30/11/2012	2	19/02/2012	18/04/2012	1	04/01/2012	04/01/2012	58	01/01/2012	30/11/2012
2012 Total		90	01/01/2012	30/11/2012	2	19/02/2012	18/04/2012	1	04/01/2012	04/01/2012		01/01/2012	30/11/2012





**Wild polio cases by district and date of onset of paralysis in Pakistan, 2012**

PROVINCE	DISTRICT	P1			P3			P1P3			Total Count	Total First case	Total Last case
		Count	First case	Last case	Count	First case	Last case	Count	First case	Last case			
KHYBER PAKHTOON	LAKKIMRWT	3	16/01/2012	30/11/2012							3	16/01/2012	30/11/2012
	PESHAWAR	6	10/01/2012	20/11/2012							6	10/01/2012	20/11/2012
	MARDAN	4	21/07/2012	03/11/2012							4	21/07/2012	03/11/2012
	SWABI	3	22/08/2012	23/10/2012							3	22/08/2012	23/10/2012
	BUNIR	1	14/10/2012	14/10/2012							1	14/10/2012	14/10/2012
	TORGHAR	2	09/08/2012	26/09/2012							2	09/08/2012	26/09/2012
	DIRUPPER	1	14/09/2012	14/09/2012							1	14/09/2012	14/09/2012
	CHARSADA	2	12/07/2012	13/09/2012							2	12/07/2012	13/09/2012
	SHANGLA	1	25/08/2012	25/08/2012							1	25/08/2012	25/08/2012
	HARIPUR	1	20/08/2012	20/08/2012							1	20/08/2012	20/08/2012
	KARAK	1	10/08/2012	10/08/2012							1	10/08/2012	10/08/2012
KOHAT	1	11/01/2012	11/01/2012							1	11/01/2012	11/01/2012	
DIKHAN	1	11/01/2012	11/01/2012							1	11/01/2012	11/01/2012	
FATA	MOHMAND	1	10/11/2012	10/11/2012							1	10/11/2012	10/11/2012
	KHYBER	8	06/01/2012	17/10/2012	2	19/02/2012	18/04/2012	1	04/01/2012	04/01/2012	11	04/01/2012	17/10/2012
	BAJOUR	5	12/07/2012	09/10/2012							5	12/07/2012	09/10/2012
	KURRAM	1	25/09/2012	25/09/2012							1	25/09/2012	25/09/2012
	WAZIR-S	1	13/05/2012	13/05/2012							1	13/05/2012	13/05/2012
	WAZIR-N	1	10/02/2012	10/02/2012							1	10/02/2012	10/02/2012
BALOCHISTAN	SHARANI	1	02/10/2012	02/10/2012							1	02/10/2012	02/10/2012
	QUETTA	3	01/01/2012	22/06/2012							3	01/01/2012	22/06/2012
SINDH	NFEROZ	1	09/09/2012	09/09/2012							1	09/09/2012	09/09/2012
	LARKANA	1	21/05/2012	21/05/2012							1	21/05/2012	21/05/2012
	HYDERABAD	1	27/01/2012	27/01/2012							1	27/01/2012	27/01/2012
	MIRPURKHAS	1	03/01/2012	03/01/2012							1	03/01/2012	03/01/2012
GILGIT BALTIST	DIAMIR	1	06/08/2012	06/08/2012							1	06/08/2012	06/08/2012
PUNJAB	RAJANPUR	1	21/05/2012	21/05/2012							1	21/05/2012	21/05/2012
	JHANG	1	20/01/2012	20/01/2012							1	20/01/2012	20/01/2012
<b>Grand Total</b>		<b>55</b>	<b>01/01/2012</b>	<b>30/11/2012</b>	<b>2</b>	<b>19/02/2012</b>	<b>18/04/2012</b>	<b>1</b>	<b>04/01/2012</b>	<b>04/01/2012</b>		<b>01/01/2012</b>	<b>30/11/2012</b>

Khyber P1 case (NW/34/12/005) was identified as wild by a positive contact with date of stool collection 30/01/2012  
 Khyber P1P3 case (NW/34/12/002) was identified as wild by positive contacts with date of stool collection 30/01/2012  
 Karak P1 case (NW/51/12/013) was identified as wild by positive contacts with date of stool collection 08/09/2012  
 DIAMIR P1 case (NA/31/12/004) was identified as wild by positive contacts with date of stool collection 06/09/2012

**Wild polio cases by district and date of onset of paralysis in Afghanistan, 2012**

PROVINCE	DISTRICT	P1		
		Count	First case	Last case
KHOST	MANDO ZAYI	2	14/09/2012	25/11/2012
	MUSA KHEL	1	09/11/2012	09/11/2012
HILMAND	LASHKAR GAH	1	19/11/2012	19/11/2012
	NAHRI SARRAJ	6	03/05/2012	21/10/2012
	SANGIN	1	20/07/2012	20/07/2012
	REG (H)	1	28/06/2012	28/06/2012
	NAD ALI	2	01/01/2012	23/01/2012
KANDAHAR	KANDAHAR	2	15/01/2012	28/10/2012
	MAYWAND	7	18/05/2012	20/10/2012
	KHAKREZ	1	14/03/2012	14/03/2012
	ARGHISTAN	1	03/01/2012	03/01/2012
URUZGAN	GIZAB	2	17/09/2012	18/10/2012
PAKTYA	CHAMKANI	1	01/10/2012	01/10/2012
	JADRAN	1	15/02/2012	15/02/2012
KUNAR	MARAWARA	1	21/09/2012	21/09/2012
	BAR KUNAR	2	30/06/2012	21/07/2012
	NARI	1	01/07/2012	01/07/2012
GHOR	LAL WA SARJANGAL	1	31/08/2012	31/08/2012
FARAH	BALA BULUK	1	02/06/2012	02/06/2012
<b>Grand Total</b>		<b>35</b>	<b>01/01/2012</b>	<b>25/11/2012</b>

Maywand P1 case (AFG/08/12/216) was identified as wild by a positive contact with date of stool collection 08/09/2012  
 La Wa Sarjangal P1 case (AFG/03/12/216) was identified as wild by a positive contact with date of stool collection 09/09/2012  
 Maywand P1 case (AFG/08/12/289) was identified as wild by a positive contact with date of stool collection 10/11/2012